

# ARTYAL

---

## CONCEPÇÃO - FABRICAÇÃO





**Artyal**

Equivalências .....	7
---------------------	---

**Informação do sistema**

Secções Tipo.....	8
Soluções.....	9
Tipologias .....	10
Performances .....	11

**Perfis do sistema**

Simbologia.....	13
Survey-Perfis.....	15
Aro .....	18
Travessa.....	21
Folha .....	22
Perfil de canto .....	27
Perfis adicionais .....	28
Perfil de isolamento e perfil de acabamento.....	29
Perfis de Acabamento.....	31
Caleira e suporte .....	43
Momentos de inércia.....	33

**Vidro**

Tabela de Enchimentos com CO0237 / TGD4006 .....	47
Tabela de Enchimentos.....	48
Tabela de Enchimentos com KU0015 / TGD4005 .....	49

**Acessórios**

Esquadros - Esquadros de alinhamento.....	51
Esquadros - Esquadros para excêntrico.....	52
Esquadros - Esquadros de parafusos .....	53
Esquadros - Acessórios .....	54
Juntas - Juntas do sistema .....	55
Pelúcias.....	57
Acessórios - Janela.....	58
Acessórios - Acessórios do sistema .....	59
Acessórios - Vários .....	67
Parafusos .....	68

**Escolha de hardware**

Hardware .....	73
----------------	----

**Ferramentas e consumíveis**

Consumíveis.....	78
------------------	----

**Secções**

2 rails / 3 rails .....	82
Vários .....	84
2 rails.....	85
2 rails - Móvel - Fixo.....	92

2 rails - Fixo - Móvel - Fixo.....	107
3 rails.....	114
2 rails 4 Folhas.....	125
Perfil de canto.....	129
Vários.....	132
Cortes Tipo.....	137

## **Planos de Corte**

Noções gerais.....	148
2 rails.....	147
3 rails.....	151
2 rails - Móvel - Fixo.....	155
2 rails - Solução de Canto.....	169

## **Hardware e desenhos de montagem**

Noções gerais.....	174
Princípios de Montagem.....	177
Planos de fabricação.....	180
Montagem das Folhas.....	186
Montagem dos Engates.....	195
Montagem dos terminais e dos perfis de acabamento.....	204
Montagem do aro.....	207
Drenagem.....	209
Cantos.....	216
Peças de estanquidade da zona central.....	222
Instalação das folhas.....	225
Batentes.....	228
Perfil de canto.....	234
Travessa.....	238
Caleiras.....	241
Montagem de hardware.....	246

## **ÁBACOS**

Mecanização de D9V113 (TGD2200).....	236
Mecanização de D9V119 (TGD2202) - Fixo - móvel - Fixo.....	237
Mecanização de D9V116 (TGD2201).....	238
Mecanização de D9V120 (TGD2203) - Fixo - móvel - Fixo.....	239
Mecanização de D9V117 (TGD2206).....	240
Mecanização de D9V139 (TGD2204).....	241
Mecanização de D9V140 (TGD2205) - Fixo - móvel - Fixo.....	242



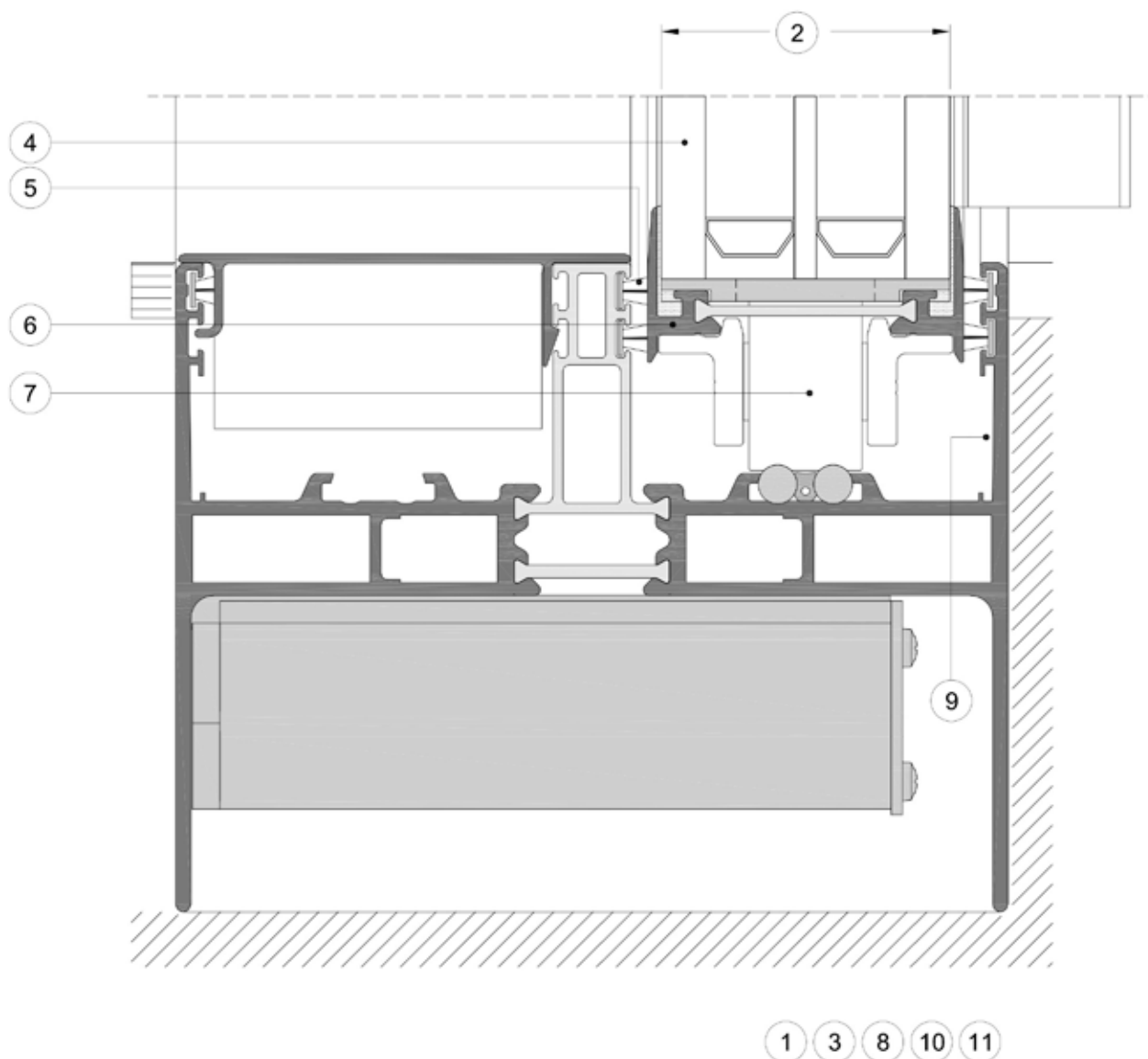
# Equivalências

## Referências

Refs. SAPA	Refs. TECHNAL
D9K025	TGD1100
D9K029	TGD1101
D9K035	TGD1102
D9K039	TGD1103
D9V004	TGD1200
D9V005	TGD1201
D9V007	TGD1202
D9V008	TGD1203
D9V010	TGD1204
D9V011	TGD1205
D9V031	TGD1206
D9V032	TGD1207
D9V033	TGD1208
D9V034	TGD1209
D9C001	TGD1210
D8C003	TGD2404
D8A005	TGD2400
D9A050	TGD2401
D9A051	TGD2402
D9V113	TGD2200
D9V116	TGD2201
D9V119	TGD2202
D9V120	TGD2203
D9V139	TGD2204
D9V140	TGD2205
D8A002	TGD2500
D8A003	TGD2501
D8A014	TGD2502
D8A006	TGD2403
D9V117	TGD2206
D9V125	TGD2207
D9V126	TGD2208
CO0153	TGD3600
HV9M15	TGD3601
HV9M16	TGD3602
HV9M17	TGD3603
HV9N01	TGD3604
HV9N03	TGD3605
HV4K05	TGD3606
HV4M12	TGD3607
CO0208	TGD3800
KU0011	TGD4000
VS0104	TGD3801
CO0205	TGD3802
CO0206	TGD3803
CO2281	TGD3700
KU0012	TGD4004
KU0013	TGD4001
CO0207	TGD3804
CO0204	TGD3805
CO0203	TGD3608
CO0220	TGD3609
CO0210	TGD3806
CO0219	TGD3807
CO0198	TGD3808

Refs. SAPA	Refs. TECHNAL
VS1420	TGD3809
CO1131	TGD3810
VS9972	TGD3811
VS9973	TGD3812
VS9974	TGD3813
CO0180	TGD3610
CO0159	TGD3611
CO0201	TGD3612
CO0199	TGD3814
CO1141	TGD3613
CO1142	TGD3614
CO0167	TGD3615
CO0168	TGD3616
CO0169	TGD3701
CO1144	TGD3617
CO0157	TGD3618
CO2271	TGD3619
CO2272	TGD3620
CO2273	TGD3621
CO2274	TGD3622
CO0209	TGD3623
CO0211	TGD3815
93082	TGD3816
93083	TGD3817
778-500	TGD3702
CO1140	TGD3703
KU0004	TGD4002
KU0015	TGD4005
CO0214	TGD6001
SF3054	TGD6002
SF3055	TGD6003
ZB0052	TGD6004
SF2019	TGD6005
SF2020	TGD6006
SF3056	TGD6007
CO1151	TGD6008
SF2018	TGD6009
SF9065	TGD6010
SF9066	TGD6011
VS9979	TGD3818
SV2088	TGD6012
SV2089	TGD6013
CO1199	TGD4003
SV0037	TGD6014
SV2090	TGD6015
CO0200	TGD6000
SV2069	TGD6016
RU0105	TGD5001
RU9121	TGD5002
RU9152	TGD5003
RU9153	TGD5004
RU9154	TGD5005
MD0406	TGD5006
MD0408	TGD5007
MD0410	TGD5008

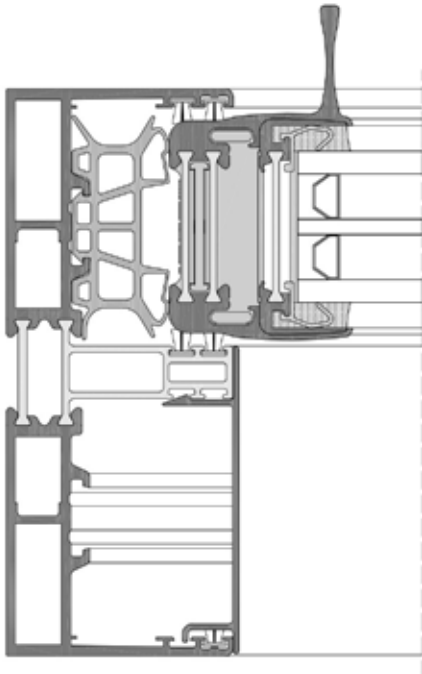
Refs. SAPA	Refs. TECHNAL
BT0007	TGD5000
82K313	TGD3722
SCE516	TGD3704
290-107	TGD3705
82K413	TGD3706
82K416	TGD3707
82K419	TGD3708
82K425	TGD3709
82K519	TGD3710
80H510	TGD3711
SCZ832	TGD3712
SCZ822	TGD3723
SCY504	TGD3713
291-300	TGD3714
82L310	TGD3715
280-203	TGD3716
84Z500	TGD3717
SCZ821	TGD3724
SCZ825	TGD3725
82L416	TGD3718
SCZ823	TGD3726
80N516	TGD3719
SCZ829	TGD3727
SCZ830	TGD3720
SCZ831	TGD3721
92256	TGD3728
CO0237	TGD4006
D9V112	TGD2209



- 1 - Sistema de correr com ruptura de ponte térmica
- 2 - Profundidade do Aro 150mm, profundidade da folha 57mm
- 3 - Perfis centrais com vista de 26 ou 38mm
- 4 - Enchimento de 40-46mm / 47-52mm.
- 5 - Drenagem oculta com aumento do nível de estanquidade, dupla barreira de pelúcias que melhoram o desempenho face às condições climatéricas.
- 6 - Isolamento Térmico através de barretes em poliamida reforçadas com fibra de vidro.
- 7 - Rolamentos de alumínio com rodas em aço inox, para um manuseio com menos ruído.
- 8 - Solução de Canto.
- 9 - Canto com nivelamento e auto aperto em aço inox.
- 10 - Possibilidade de encastramento da soleira, podendo alinhar o pavimento pelo interior e exterior.
- 11 - Possibilidade de ocultação dos aros no edifício.

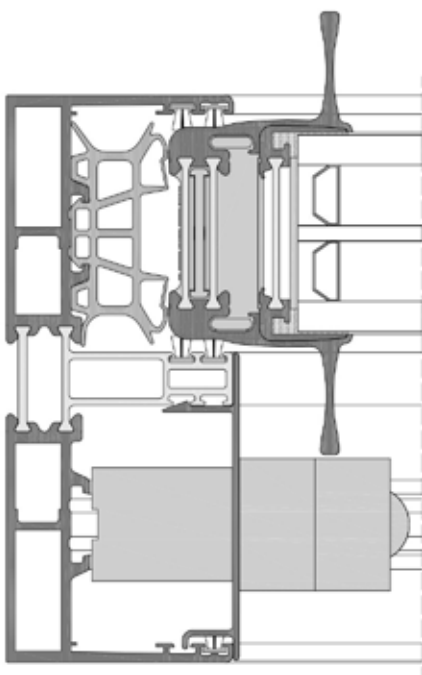


Artyal - menor enchimento



- Vidro: 40 - 46 mm.

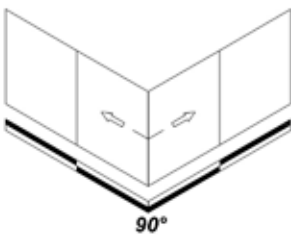
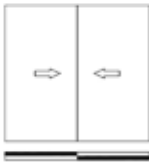
Artyal - maior enchimento



- Vidro: 47-52 mm











# Informação do sistema

## Tipologias



# Informação do sistema






## Performances




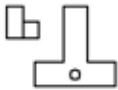
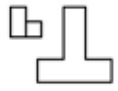




	TIPO	DIMENSÃO L x A (mm)	RESULTADO	NÚMERO DE DOCUMENTO DO INSTITUTO DE TESTE
<b>TESTE FUNCIONAL</b>				
	2 rails corrediça-corrediça	4000 x 2800	C3, E750, 3 (EN12210, EN12208, EN12207)	WTCB NB 1136 CAR 13270
	2 rails corrediça-corrediça	3313 x 3789	C2, 4A, 3 (EN12210, EN12208, EN12207)	WTCB NB 1136 CAR 16195/1
	2 rails corrediça-fixa	2400 x 2500	Teste de infiltrometria da porta: 50 Pa 1,36m <sup>3</sup> /hm: 1,57m <sup>3</sup> /hm <sup>2</sup> pressão 0,64 m <sup>3</sup> /hm: 0,73 m <sup>3</sup> /hm <sup>2</sup> sob pressão	WTCB NB 1136 CAR 16169
	2 rails corrediça-fixa-corrediça-fixa	5045 x 2857	C2, 7A, 3 (EN12210, EN12208, EN12207)	WTCB NB 1136 CAR 14347
	Solução de esquina	(2400+1156) x 2500	C3, 8A, 3 (EN12210, EN12208, EN12207)	WTCB NB 1136 CAR 14223
<b>TESTE ACÚSTICO</b>				
	2 rails corrediça-fixa	4509 x 2788	Rw(C;Ctr) = 41(-1;-4)dB Rw(C;Ctr) = 42(-2;-5)dB	CSTB NB 0679 B15.056.001.310
	2 rails corrediça-corrediça	3950 x 2400	Rw(C;Ctr) = 37(-1;-1)dB Rw(C;Ctr) = 34(-1;-1)dB	CSTB NB 0679 AC14-26049532
<b>DURABILIDADE</b>				
	2 rails	2500 x 2800 (1206 kg)	Classe 3, 20.000 ciclos (EN 1191) mediante pedido, contacte a Sapa	WTCB NB 1136 CAR 16034
<b>TESTE DE NEVOEIRO SALINO</b>				
	Carro e roletas SV0037		Grau 5 (EN 1670)	Coatings Research Institute Limelette ES-160762.a
<b>TESTE DE RESISTÊNCIA CONTRA ARROMBAMENTO</b>				
			RC2: mediante pedido	

# Perfis do sistema

# Perfis do sistema








## Simbologia





<b>A</b>	Câmara de suporte
<b>B</b>	Câmara de perfil para esquina exterior
<b>C</b>	Câmara de perfil para esquina interior
	Suportes
	Esquadro de engate
	Esquadro para pinos cónicos
	Esquadro para excêntrico
	Esquadro ajustável para excêntrico

	Esquadro mecânico
	Esquadro mecânico com parafusos de fixação
	Suportes para entalhe
	Conector em T para excêntrico tipo 1
	Conector em T para excêntrico tipo 2
	Conector em T ajustável para excêntrico
	Conector em T para pinos cónicos
	Conector em T ajustável para pinos cónicos
	Chapa de blindagem

**Perfis do sistema**





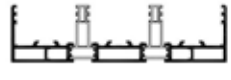



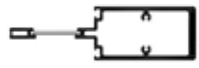




## Simbologia





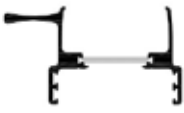





	Número de página
	Posição do perfil
	Comprimento do perfil (m)
<b>Ixx</b> <b>Iyy</b>	Momentos de inércia de acordo com XX/YY (cm <sup>4</sup> )
	Anodizar ou revestir superfície (dm <sup>2</sup> /m)
	Polir superfície (dm <sup>2</sup> /m)
 xxxxxx	Ferramenta de referência
	Conexão de parafuso

	Silicone, cola
	Para partir ou cortar
	Unidade de embalagem
	Efeito bimetalítico
	Resistência a entrada forçada, classe 2 europeia
	Resistência a entrada forçada, classe 3 europeia
	À prova de bala
	Operação de máquina CNC
	Não fornecido pela TECHNAL

# Perfis do sistema



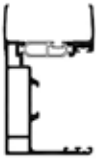
## Survey-Perfis

ARO		
	Nº	
	<b>D9K025</b> TGD1100	18
	<b>D9K029</b> TGD1101	19
	<b>D9K035</b> TGD1102	20
	<b>D9K039</b> TGD1103	20
TRAVESSA		
	Nº	
	<b>D9T001</b>	21
FOLHA		
	Nº	
	<b>D9V004</b> TGD1200	22
	<b>D9V005</b> TGD1201	22







FOLHA		
	Nº	
	<b>D9V007</b> TGD1202	23
	<b>D9V008</b> TGD1203	23
	<b>D9V010</b> TGD1204	24
	<b>D9V011</b> TGD1205	24
	<b>D9V031</b> TGD1206	25
	<b>D9V032</b> TGD1207	25
	<b>D9V033</b> TGD1208	26
	<b>D9V034</b> TGD1209	26












**Perfis do sistema**

## Survey-Perfis

PERFIL DE CANTO		
	Nº	
	<b>D9C001</b> TGD1210	27

PERFIS ADICIONAIS		
	Nº	
	<b>D8C003</b> TGD2404	28
	<b>D8C005</b>	28







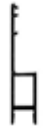


PERFIL DE ISOLAMENTO E PERFIL DE ACABAMENTO		
	Nº	
 L=7000mm	<b>KU0004</b> TGD4002	29
 L=7000mm	<b>KU0012</b> TGD4004	29
 L=7000mm	<b>KU0013</b> TGD4001	30
 L=7000mm	<b>KU0015</b> TGD4005	30





PERFIL DE COBERTURA		
	Nº	
	<b>D8A005</b> TGD2400	31
	<b>D8A006</b> TGD2403	31
	<b>D8A013</b>	32
	<b>D9A050</b> TGD2401	32
	<b>D9A051</b> TGD2402	33
	<b>D9V112</b> TGD2209	33
	<b>D9V113</b> TGD2200	34
	<b>D9V116</b> TGD2201	35
	<b>D9V117</b> TGD2206	36






# Perfis do sistema

## Survey-Perfis

PERFIL DE COBERTURA		
	Nº	
	<b>D9V118</b>	36
	<b>D9V119</b> TGD2202	37
	<b>D9V120</b> TGD2203	38
	<b>D9V125</b> TGD2207	39
	<b>D9V126</b> TGD2208	40
	<b>D9V139</b> TGD2204	41
	<b>D9V140</b> TGD2205	42

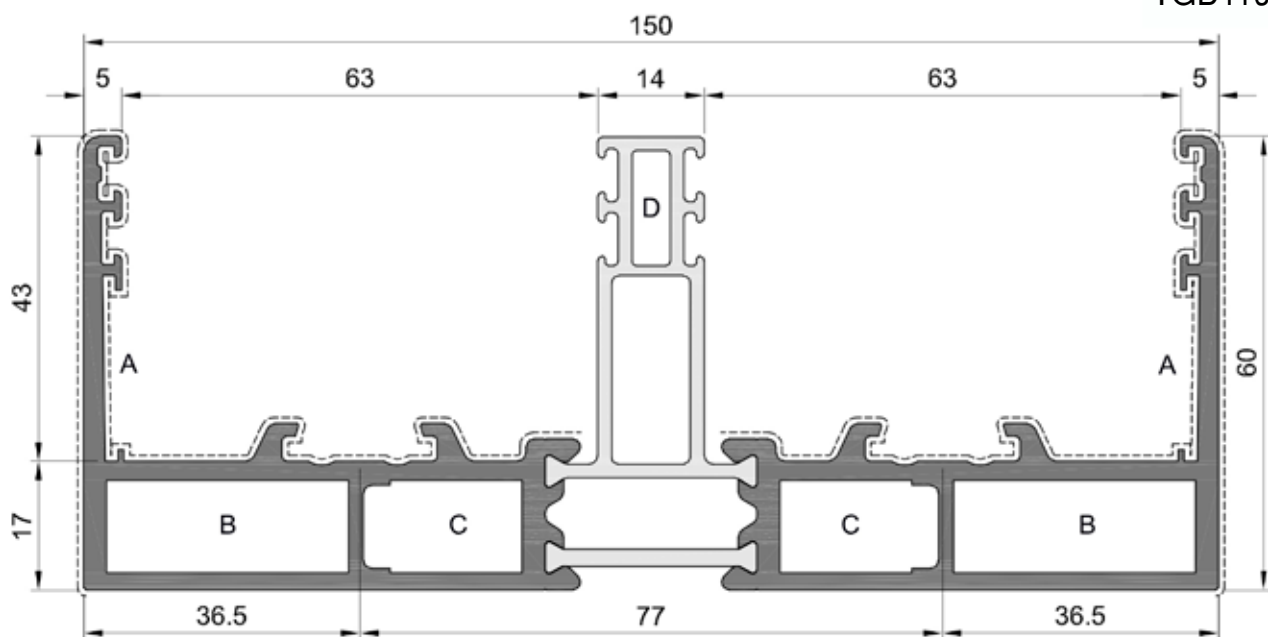
CALEIRA E SUPORTE		
	Nº	
	<b>D8A003</b> TGD2501	43
	<b>D8A014</b> TGD2502	44

CALEIRA E SUPORTE		
	Nº	
	<b>D8A002</b> TGD2500	43

# Perfis do sistema

Aro

**D9K025**  
TGD1100

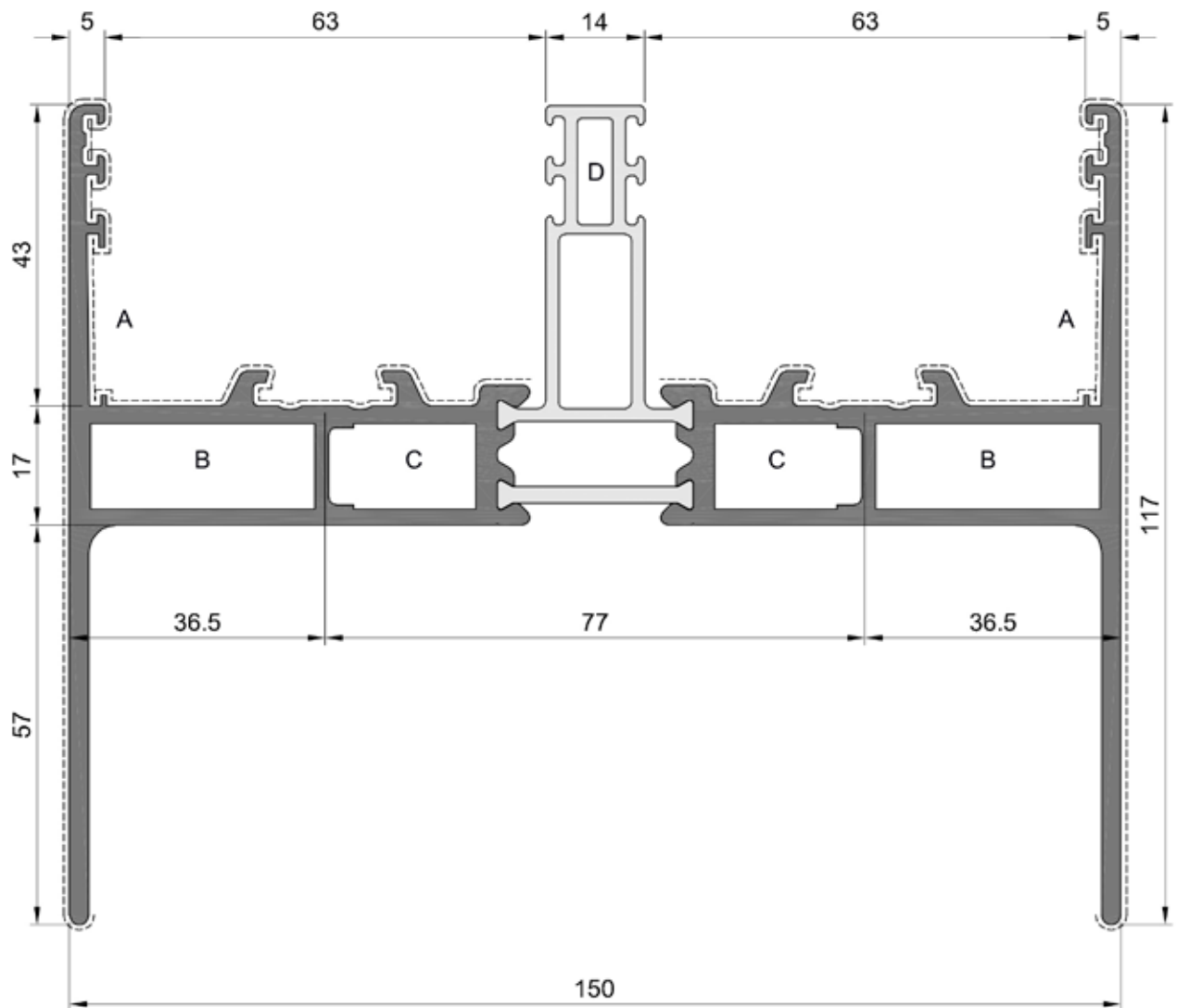


	dm <sup>2</sup> /m	60.32	<b>A</b>		HV4M12	TGD3607	<b>C</b>		HV9M17	TGD3603	-	-		207
	dm <sup>2</sup> /m	45.81	<b>B</b>		HV9M16	TGD3602	<b>D</b>		CO0153	TGD3600	-	-		89
	I <sub>yy</sub> cm <sup>4</sup>	24.80	<b>B</b>		HV9N03	TGD3605	-	-	-	-	-	-		m 7.0
	mm	<b>800</b>	<b>1000</b>	<b>1200</b>	<b>1400</b>	<b>1600</b>	<b>1800</b>	<b>2000</b>	<b>2200</b>	<b>2400</b>	<b>2600</b>	<b>2800</b>	<b>3000</b>	
	I <sub>xx</sub> cm <sup>4</sup>	93.06	108.94	125.67	142.41	158.59	173.82	187.91	200.75	212.37	222.81	232.16	240.51	

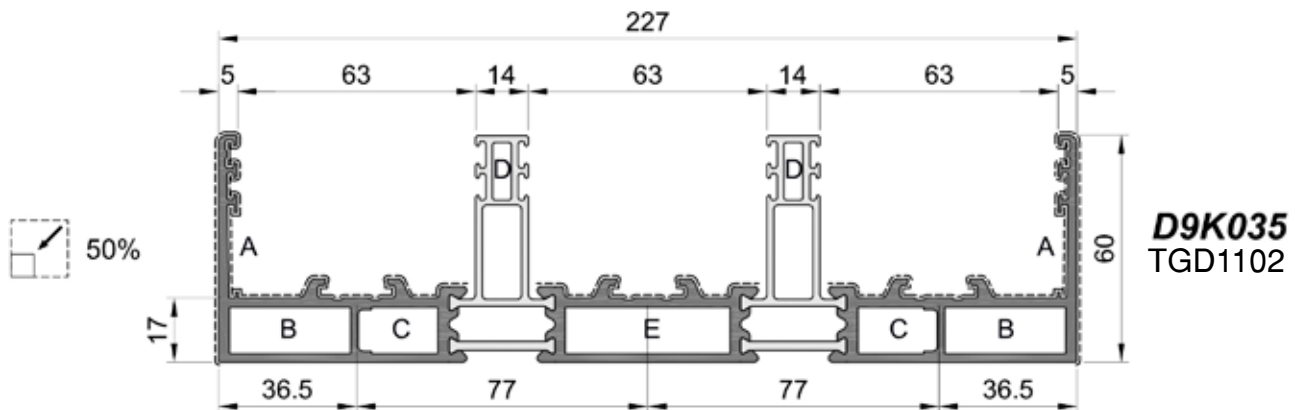
# Perfis do sistema

Aro

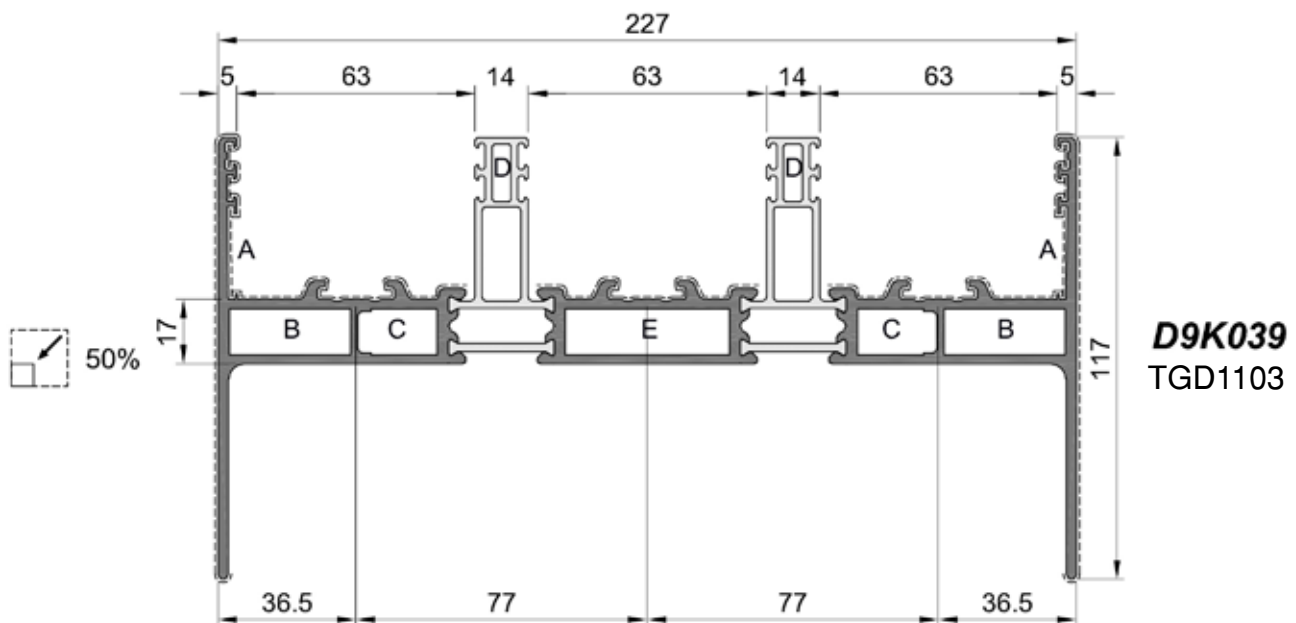
**D9K029**  
TGD1101



	dm <sup>2</sup> /m	82.56	<b>A</b>		HV4M12 TGD3607	<b>C</b>		HV9M17 TGD3603	-	-		207	
	dm <sup>2</sup> /m	57.41	<b>B</b>		HV9M16 TGD3602	<b>D</b>		CO0153 TGD3600	-	-		89	
	lyy cm <sup>4</sup>	81.15	<b>B</b>		HV9N03 TGD3605	-	-	-	-	-		7.0	
	mm	<b>800</b>	<b>1000</b>	<b>1200</b>	<b>1400</b>	<b>1600</b>	<b>1800</b>	<b>2000</b>	<b>2200</b>	<b>2400</b>	<b>2600</b>	<b>2800</b>	<b>3000</b>
	lxx cm <sup>4</sup>	119.21	140.34	163.20	186.73	210.11	232.73	254.18	274.22	292.74	309.72	325.19	339.25



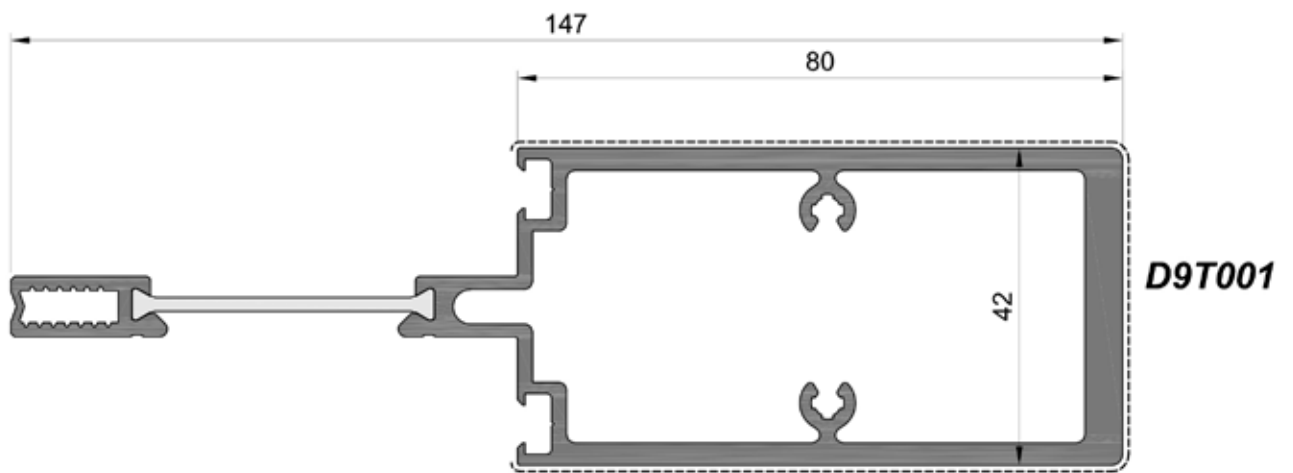
	dm <sup>2</sup> /m	76.69	<b>A</b>		HV4M12 TGD3607	<b>C</b>		HV9M17 TGD3603	<b>E</b>		HV9M15 TGD3601		207
	dm <sup>2</sup> /m	54.54	<b>B</b>		HV9M16 TGD3602	<b>D</b>		CO0153 TGD3600	-	-	-		114
	l <sub>yy</sub> cm <sup>4</sup>	27.91	<b>B</b>		HV9N03 TGD3605	<b>E</b>		HV9N01 TGD3604	-	-	-		m 7.0
	mm	<b>800</b>	<b>1000</b>	<b>1200</b>	<b>1400</b>	<b>1600</b>	<b>1800</b>	<b>2000</b>	<b>2200</b>	<b>2400</b>	<b>2600</b>	<b>2800</b>	<b>3000</b>
	l <sub>xx</sub> cm <sup>4</sup>	177.30	221.62	265.95	310.27	354.59	398.92	443.24	487.56	531.89	576.21	620.54	664.86



	dm <sup>2</sup> /m	98.82	<b>A</b>		HV4M12 TGD3607	<b>C</b>		HV9M17 TGD3603	<b>E</b>		HV9M15 TGD3601		207
	dm <sup>2</sup> /m	66.15	<b>B</b>		HV9M16 TGD3602	<b>D</b>		CO0153 TGD3600	-	-	-		115
	l <sub>yy</sub> cm <sup>4</sup>	83.72	<b>B</b>		HV9N03 TGD3605	<b>E</b>		HV9N01 TGD3604	-	-	-		m 7.0
	mm	<b>800</b>	<b>1000</b>	<b>1200</b>	<b>1400</b>	<b>1600</b>	<b>1800</b>	<b>2000</b>	<b>2200</b>	<b>2400</b>	<b>2600</b>	<b>2800</b>	<b>3000</b>
	l <sub>xx</sub> cm <sup>4</sup>	252	315	378	441	504	567	630	693	756	819	882	945

# Perfis do sistema

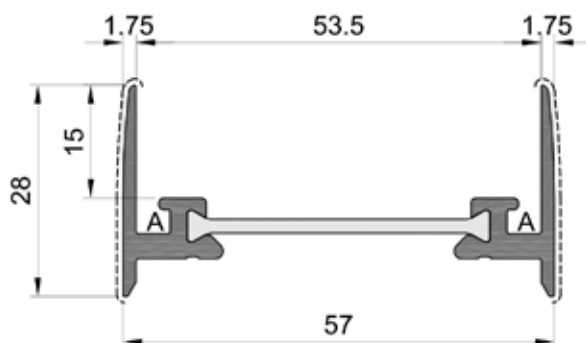
Travessa



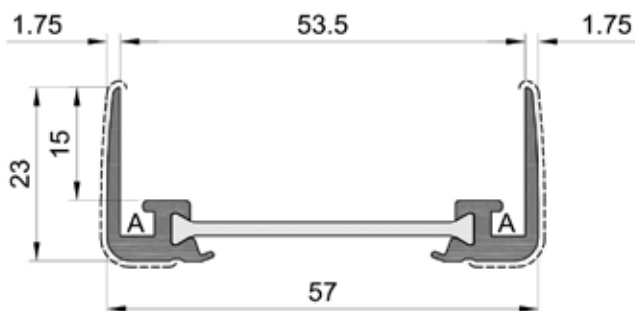
	dm <sup>2</sup> /m	20.51	-	-	-	-	-	-	-	-		238	
	dm <sup>2</sup> /m	20.11	-	-	-	-	-	-	-	-		113	
	lyy cm <sup>4</sup>	22.03	-	-	-	-	-	-	-	-		7.0	
	mm	<b>800</b>	<b>1000</b>	<b>1200</b>	<b>1400</b>	<b>1600</b>	<b>1800</b>	<b>2000</b>	<b>2200</b>	<b>2400</b>	<b>2600</b>	<b>2800</b>	<b>3000</b>
	lxx cm <sup>4</sup>	101.80	109.66	116.25	121.59	125.88	129.30	132.04	134.26	136.07	137.55	138.78	139.81

**Perfis do sistema**

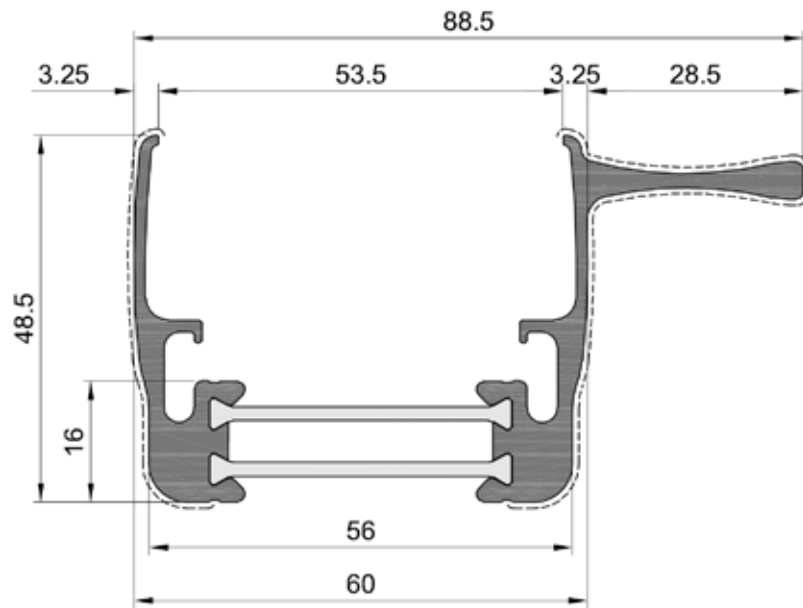
Folha

**D9V004**  
TGD1200

	dm <sup>2</sup> /m	17.42	<b>A</b>		HV4K05 / TGD3606	-	-	-	-	-		188	
	dm <sup>2</sup> /m	5.88	<b>*Sempre perfil anodizado</b>										89
	lyy cm <sup>4</sup>	0.67											m
	mm	<b>800</b>	<b>1000</b>	<b>1200</b>	<b>1400</b>	<b>1600</b>	<b>1800</b>	<b>2000</b>	<b>2200</b>	<b>2400</b>	<b>2600</b>	<b>2800</b>	<b>3000</b>
	lxx cm <sup>4</sup>	3.66	4.78	5.76	6.58	7.26	7.81	8.27	8.64	8.95	9.21	9.42	9.60

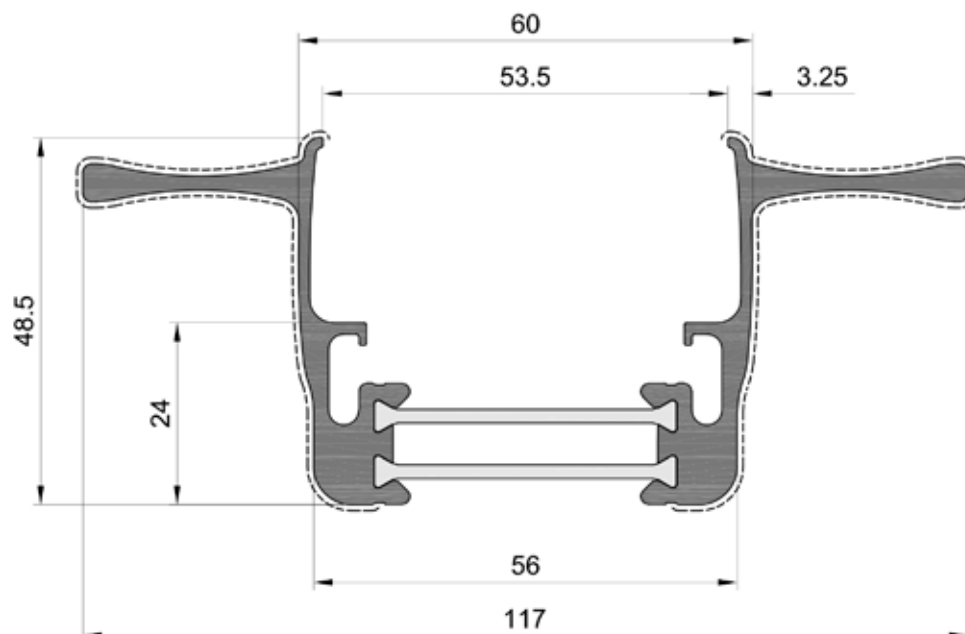
**D9V005**  
TGD1201

	dm <sup>2</sup> /m	15.99	<b>A</b>		HV4K05 / TGD3606	-	-	-	-	-		188	
	dm <sup>2</sup> /m	6.20	<b>*Sempre perfil anodizado</b>										96
	lyy cm <sup>4</sup>	0.56											m
	mm	<b>800</b>	<b>1000</b>	<b>1200</b>	<b>1400</b>	<b>1600</b>	<b>1800</b>	<b>2000</b>	<b>2200</b>	<b>2400</b>	<b>2600</b>	<b>2800</b>	<b>3000</b>
	lxx cm <sup>4</sup>	3.41	4.40	5.26	5.96	6.54	7.01	7.38	7.69	7.95	8.15	8.33	8.47



**D9V007**  
TGD1202

	dm <sup>2</sup> /m	32.07	-	-	-	-	-	-	-	-		204	
	dm <sup>2</sup> /m	16.90	-	-	-	-	-	-	-	-		94	
	lyy cm <sup>4</sup>	10.78	-	-	-	-	-	-	-	-		7.0	
	mm	<b>800</b>	<b>1000</b>	<b>1200</b>	<b>1400</b>	<b>1600</b>	<b>1800</b>	<b>2000</b>	<b>2200</b>	<b>2400</b>	<b>2600</b>	<b>2800</b>	<b>3000</b>
	lxx cm <sup>4</sup>	9.39	11.83	14.34	16.80	19.12	21.27	23.21	24.96	26.51	27.89	29.11	30.19

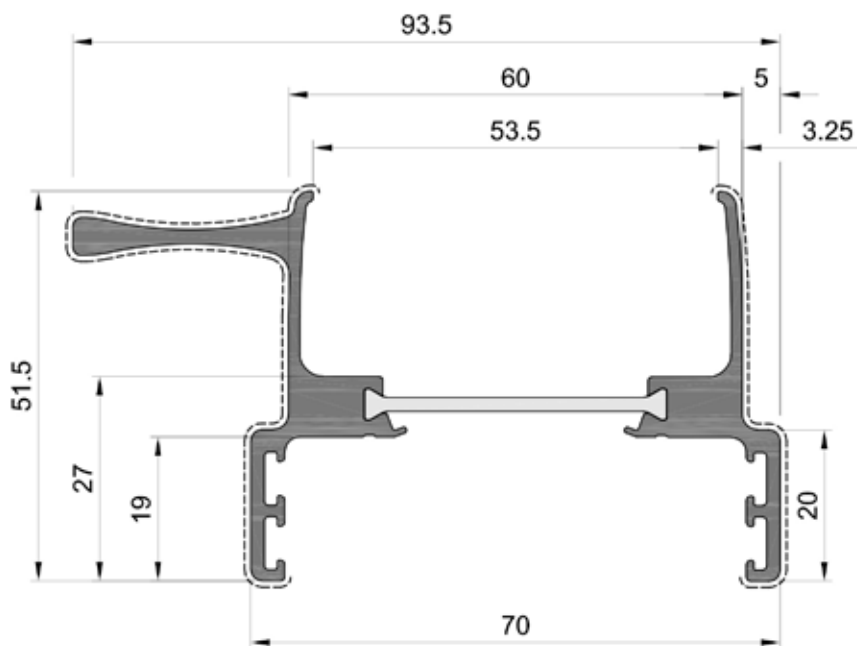


**D9V008**  
TGD1203

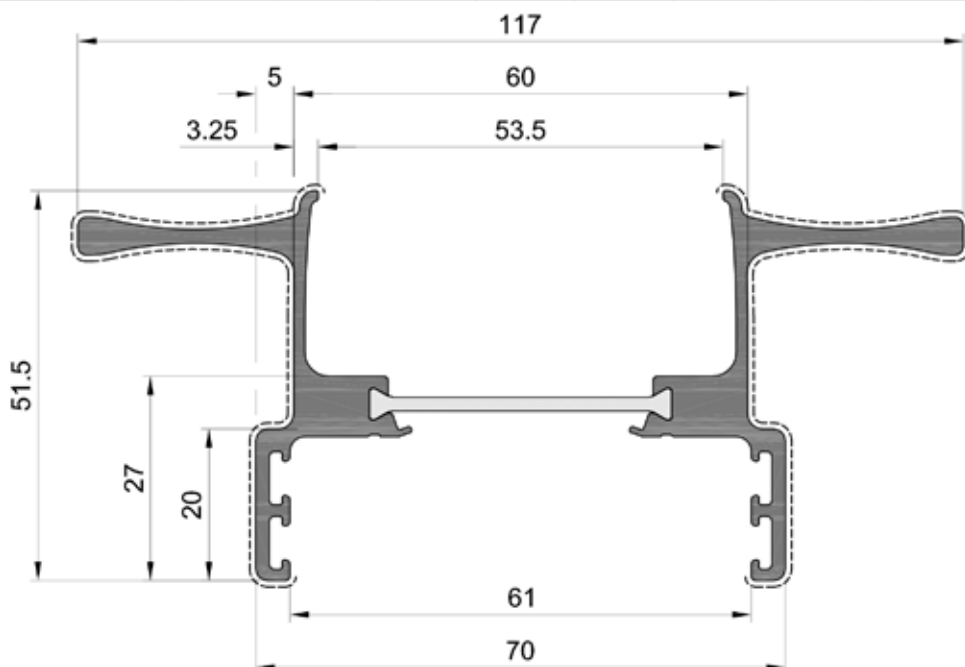
	dm <sup>2</sup> /m	37.69	-	-	-	-	-	-	-	-		204	
	dm <sup>2</sup> /m	22.51	-	-	-	-	-	-	-	-		127	
	lyy cm <sup>4</sup>	15.49	-	-	-	-	-	-	-	-		7.0	
	mm	<b>800</b>	<b>1000</b>	<b>1200</b>	<b>1400</b>	<b>1600</b>	<b>1800</b>	<b>2000</b>	<b>2200</b>	<b>2400</b>	<b>2600</b>	<b>2800</b>	<b>3000</b>
	lxx cm <sup>4</sup>	14.20	17.42	20.83	24.26	27.58	30.73	33.64	36.31	38.74	40.92	42.88	44.63

**Perfis do sistema**

Folha

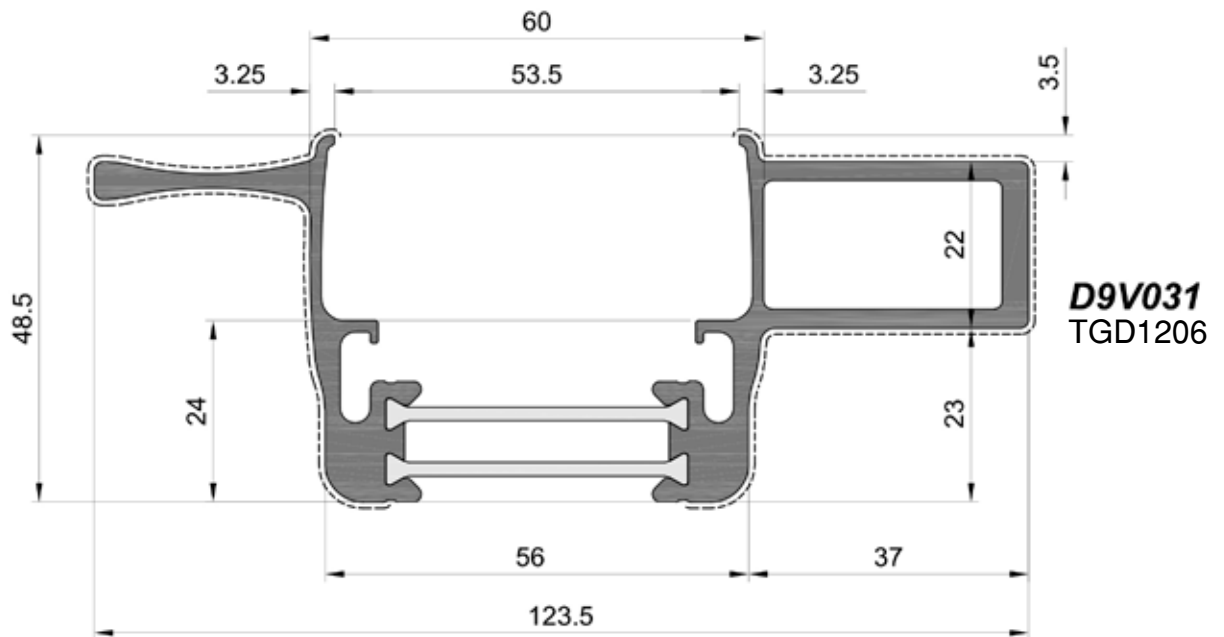
**D9V010**  
TGD1204

	dm <sup>2</sup> /m	36.77	-	-	-	-	-	-	-	-		206	
	dm <sup>2</sup> /m	17.78	-	-	-	-	-	-	-	-		127	
	lyy cm <sup>4</sup>	8.03	-	-	-	-	-	-	-	-		7.0	
	mm	800	1000	1200	1400	1600	1800	2000	2200	2400	2600	2800	3000
	lxx cm <sup>4</sup>	15.14	19.26	23.01	26.27	29.04	31.36	33.30	34.92	36.27	37.41	38.37	39.18

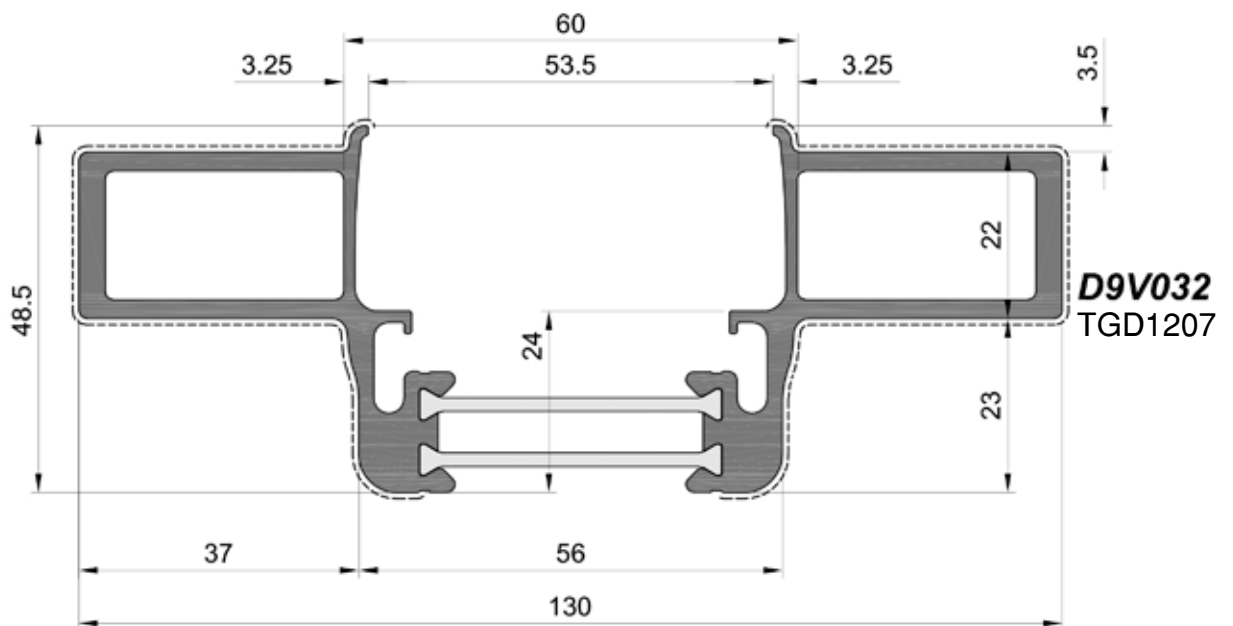
**D9V011**  
TGD1205

	dm <sup>2</sup> /m	42.28	-	-	-	-	-	-	-	-	-		206
	dm <sup>2</sup> /m	23.40	-	-	-	-	-	-	-	-	-		127
	lyy cm <sup>4</sup>	11.35	-	-	-	-	-	-	-	-	-		7.0
	mm	800	1000	1200	1400	1600	1800	2000	2200	2400	2600	2800	3000
	lxx cm <sup>4</sup>	14.10	17.79	21.68	25.56	29.31	32.84	36.10	39.07	41.76	44.17	46.33	48.26

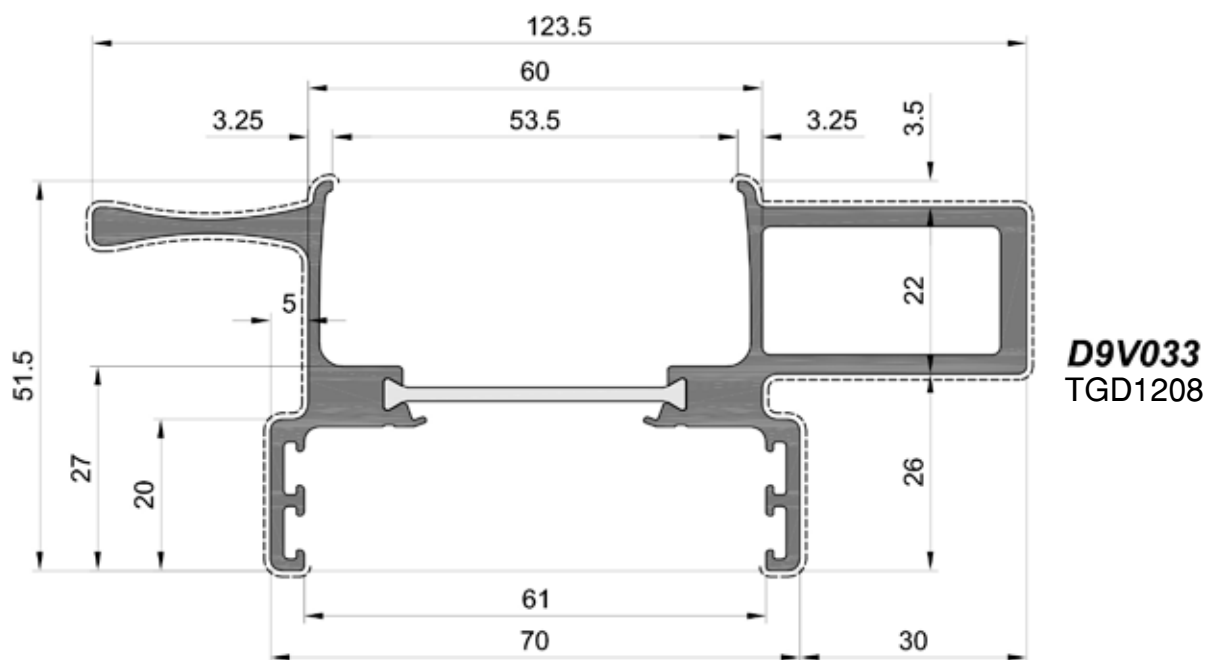




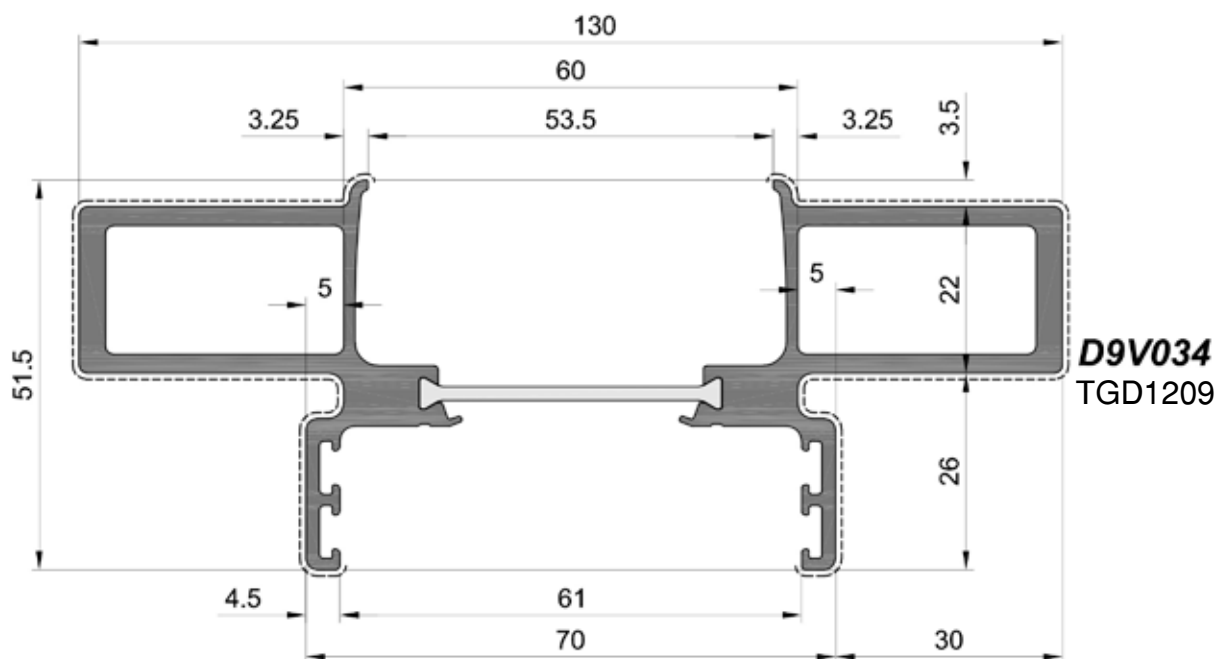
	dm <sup>2</sup> /m	38.98	-	-	-	-	-	-	-	-		205	
	dm <sup>2</sup> /m	23.82	-	-	-	-	-	-	-	-		128	
	lyy cm <sup>4</sup>	16.49	-	-	-	-	-	-	-	-		7.0	
	mm	<b>800</b>	<b>1000</b>	<b>1200</b>	<b>1400</b>	<b>1600</b>	<b>1800</b>	<b>2000</b>	<b>2200</b>	<b>2400</b>	<b>2600</b>	<b>2800</b>	<b>3000</b>
	lxx cm <sup>4</sup>	23.83	28.18	32.87	37.69	42.46	47.07	51.43	55.49	59.23	62.66	65.78	68.61



	dm <sup>2</sup> /m	40.27	-	-	-	-	-	-	-	-		205	
	dm <sup>2</sup> /m	25.12	-	-	-	-	-	-	-	-		128	
	lyy cm <sup>4</sup>	17.49	-	-	-	-	-	-	-	-		7.0	
	mm	<b>800</b>	<b>1000</b>	<b>1200</b>	<b>1400</b>	<b>1600</b>	<b>1800</b>	<b>2000</b>	<b>2200</b>	<b>2400</b>	<b>2600</b>	<b>2800</b>	<b>3000</b>
	lxx cm <sup>4</sup>	33.80	39.52	45.82	52.45	59.16	65.80	72.22	78.33	84.08	89.44	94.39	98.96



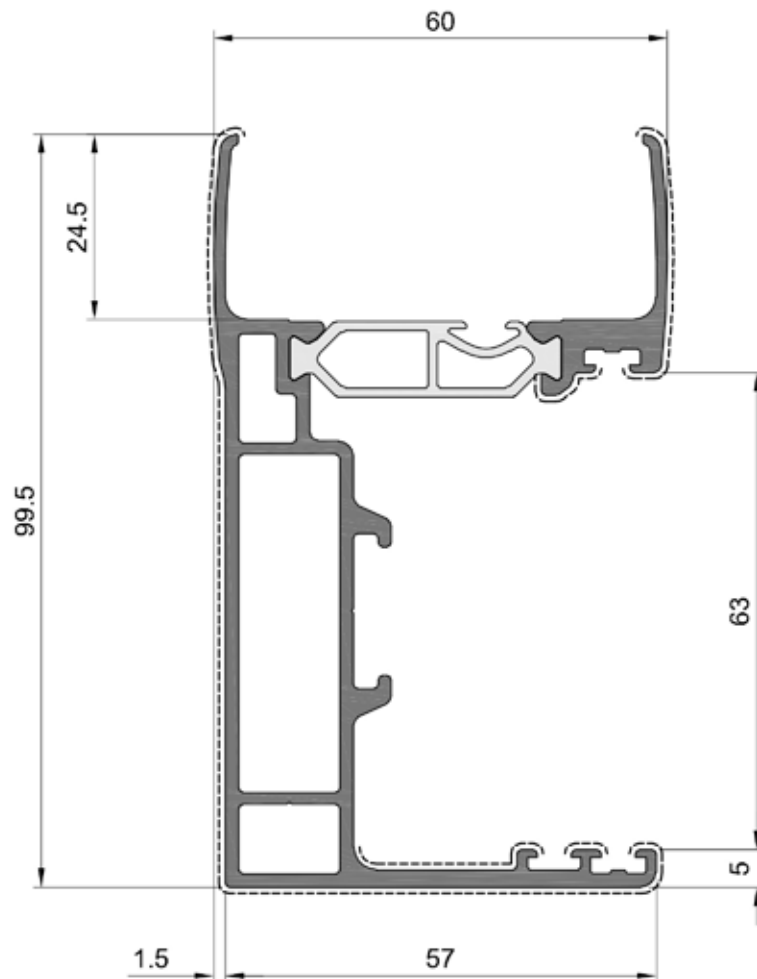
	dm <sup>2</sup> /m	43.52	-	-	-	-	-	-	-	-		206	
	dm <sup>2</sup> /m	24.64	-	-	-	-	-	-	-	-		128	
	lyy cm <sup>4</sup>	12.15	-	-	-	-	-	-	-	-		7.0	
	mm	800	1000	1200	1400	1600	1800	2000	2200	2400	2600	2800	3000
	lxx cm <sup>4</sup>	22.59	27.42	32.62	37.94	43.19	48.23	52.99	57.40	61.46	65.16	68.52	71.56



	dm <sup>2</sup> /m	44.77	-	-	-	-	-	-	-	-		186	
	dm <sup>2</sup> /m	25.89	-	-	-	-	-	-	-	-		128	
	lyy cm <sup>4</sup>	12.95	-	-	-	-	-	-	-	-		7.0	
	mm	800	1000	1200	1400	1600	1800	2000	2200	2400	2600	2800	3000
	lxx cm <sup>4</sup>	31.39	37.61	44.45	51.61	58.86	66.00	72.89	79.42	85.56	91.26	96.52	101.36

# Perfis do sistema

## Perfil de Canto

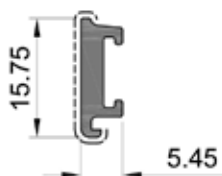


**D9C001**  
TGD1210









	dm <sup>2</sup> /m	45.99	-	-	-	-	-	-	-	-		236	
	dm <sup>2</sup> /m	24.72	-	-	-	-	-	-	-	-		131	
	lyy cm <sup>4</sup>	45.93	-	-	-	-	-	-	-	-		7.0	
	mm	<b>800</b>	<b>1000</b>	<b>1200</b>	<b>1400</b>	<b>1600</b>	<b>1800</b>	<b>2000</b>	<b>2200</b>	<b>2400</b>	<b>2600</b>	<b>2800</b>	<b>3000</b>
	lxx cm <sup>4</sup>	-	16.27	17.81	19.18	20.37	21.36	22.19	22.87	23.44	23.91	24.30	24.91

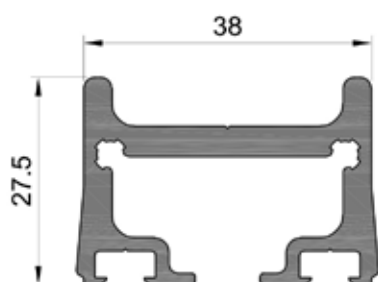
**Perfis do sistema**









Perfis adicionais

**D8C003**

TGD2404

 dm <sup>2</sup> /m	5.08	-	-	-	-	-	-	-	-	-		197
 dm <sup>2</sup> /m	2.01	-	-	-	-	-	-	-	-	-		111
 l <sub>yy</sub> cm <sup>4</sup>	0.10	-	-	-	-	-	-	-	-	-	 m	7.0
 mm	<b>800</b>	<b>1000</b>	<b>1200</b>	<b>1400</b>	<b>1600</b>	<b>1800</b>	<b>2000</b>	<b>2200</b>	<b>2400</b>	<b>2600</b>	<b>2800</b>	<b>3000</b>
 l <sub>xx</sub> cm <sup>4</sup>	-	0.01	-	-	-	-	-	-	-	-	-	-

**D8C005**

 dm <sup>2</sup> /m	25.64	-	-	-	-	-	-	-	-	-		238
 dm <sup>2</sup> /m	0.00	-	-	-	-	-	-	-	-	-		113
 l <sub>yy</sub> cm <sup>4</sup>	2.12	-	-	-	-	-	-	-	-	-	 m	7.0
 mm	<b>800</b>	<b>1000</b>	<b>1200</b>	<b>1400</b>	<b>1600</b>	<b>1800</b>	<b>2000</b>	<b>2200</b>	<b>2400</b>	<b>2600</b>	<b>2800</b>	<b>3000</b>
 l <sub>xx</sub> cm <sup>4</sup>	-	7.13	-	-	-	-	-	-	-	-	-	-

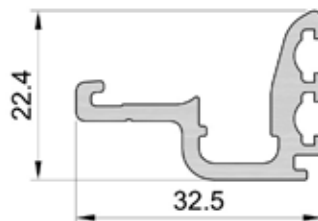
## Perfis do sistema

Perfil de isolamento e perfil de acabamento



**KU0004**  
PA (preto)  
TGD4002

	dm <sup>2</sup> /m	-	-	-	-	-	-	-	-	-	-	-		198
	dm <sup>2</sup> /m	-	-	-	-	-	-	-	-	-	-	-		-
	lyy cm <sup>4</sup>	-	-	-	-	-	-	-	-	-	-	-		7.0
	mm	<b>800</b>	<b>1000</b>	<b>1200</b>	<b>1400</b>	<b>1600</b>	<b>1800</b>	<b>2000</b>	<b>2200</b>	<b>2400</b>	<b>2600</b>	<b>2800</b>	<b>3000</b>	
	lxx cm <sup>4</sup>	-	-	-	-	-	-	-	-	-	-	-	-	-

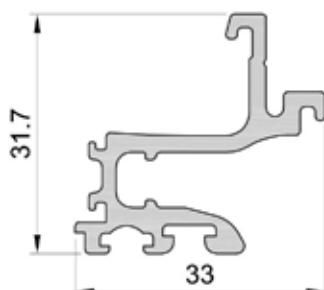


**KU0012**  
PA (preto)  
TGD4004

	dm <sup>2</sup> /m	-	-	-	-	-	-	-	-	-	-	-		195
	dm <sup>2</sup> /m	-	-	-	-	-	-	-	-	-	-	-		117
	lyy cm <sup>4</sup>	-	-	-	-	-	-	-	-	-	-	-		7.0
	mm	<b>800</b>	<b>1000</b>	<b>1200</b>	<b>1400</b>	<b>1600</b>	<b>1800</b>	<b>2000</b>	<b>2200</b>	<b>2400</b>	<b>2600</b>	<b>2800</b>	<b>3000</b>	
	lxx cm <sup>4</sup>	-	-	-	-	-	-	-	-	-	-	-	-	-

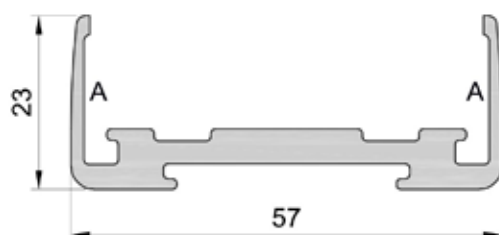
**Perfis do sistema**

Perfil de isolamento e perfil de acabamento



**KU0013**  
PA (preto)  
TGD4001

	dm <sup>2</sup> /m	-	-	-	-	-	-	-	-	-		197	
	dm <sup>2</sup> /m	-	-	-	-	-	-	-	-	-		111	
	lyy cm <sup>2</sup>	-	-	-	-	-	-	-	-	-		7.0	
	mm	<b>800</b>	<b>1000</b>	<b>1200</b>	<b>1400</b>	<b>1600</b>	<b>1800</b>	<b>2000</b>	<b>2200</b>	<b>2400</b>	<b>2600</b>	<b>2800</b>	<b>3000</b>
	lxx cm <sup>2</sup>	-	-	-	-	-	-	-	-	-	-	-	-

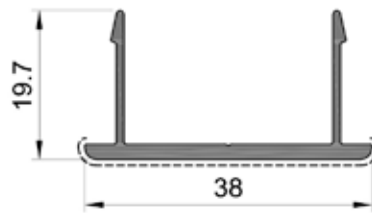


**KU0015**  
PA (preto)  
TGD4005









	dm <sup>2</sup> /m	-	<b>A</b>		HV4K05 / TGD3606	-	-	-	-	-		198	
	dm <sup>2</sup> /m	-	-	-	-	-	-	-	-	-		89	
	lyy cm <sup>2</sup>	-	-	-	-	-	-	-	-	-		7.0	
	mm	<b>800</b>	<b>1000</b>	<b>1200</b>	<b>1400</b>	<b>1600</b>	<b>1800</b>	<b>2000</b>	<b>2200</b>	<b>2400</b>	<b>2600</b>	<b>2800</b>	<b>3000</b>
	lxx cm <sup>2</sup>	-	-	-	-	-	-	-	-	-	-	-	-

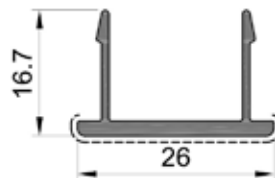
# Perfis do sistema

## Perfil de Acabamento











**D8A005**  
TGD2400

 dm <sup>2</sup> /m	14.95	-	-	-	-	-	-	-	-	-		196
 dm <sup>2</sup> /m	4.09	-	-	-	-	-	-	-	-	-		107
 lyy cm <sup>4</sup>	0.37	-	-	-	-	-	-	-	-	-	 m	7.0
 mm	<b>800</b>	<b>1000</b>	<b>1200</b>	<b>1400</b>	<b>1600</b>	<b>1800</b>	<b>2000</b>	<b>2200</b>	<b>2400</b>	<b>2600</b>	<b>2800</b>	<b>3000</b>
 lxx cm <sup>4</sup>	-	1.67	-	-	-	-	-	-	-	-	-	-

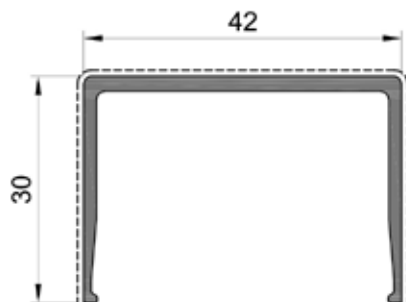










**D8A006**  
TGD2403


 dm <sup>2</sup> /m	11.37	-	-	-	-	-	-	-	-	-		200
 dm <sup>2</sup> /m	2.94	-	-	-	-	-	-	-	-	-		-
 lyy cm <sup>4</sup>	0.21	-	-	-	-	-	-	-	-	-	 m	7.0
 mm	<b>800</b>	<b>1000</b>	<b>1200</b>	<b>1400</b>	<b>1600</b>	<b>1800</b>	<b>2000</b>	<b>2200</b>	<b>2400</b>	<b>2600</b>	<b>2800</b>	<b>3000</b>
 lxx cm <sup>4</sup>	-	0.57	-	-	-	-	-	-	-	-	-	-

**Perfis do sistema**









Perfil de Acabamento

**D8A013**

 dm <sup>2</sup> /m	19.91	-	-	-	-	-	-	-	-	-		238
 dm <sup>2</sup> /m	10.11	-	-	-	-	-	-	-	-	-		113
 lyy cm <sup>4</sup>	1.40	-	-	-	-	-	-	-	-	-	 m	7.0
 mm	800	1000	1200	1400	1600	1800	2000	2200	2400	2600	2800	3000
 lxx cm <sup>4</sup>	-	4.79	-	-	-	-	-	-	-	-	-	-

**D9A050**

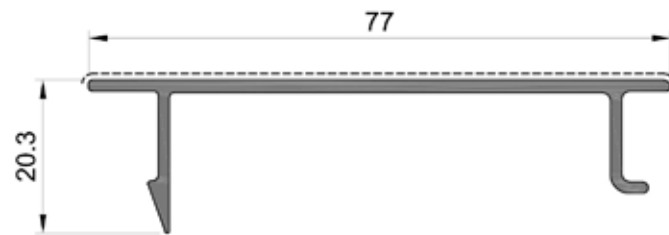
TGD2401

 dm <sup>2</sup> /m	23.27	-	-	-	-	-	-	-	-	-		-
 dm <sup>2</sup> /m	8.42	-	-	-	-	-	-	-	-	-		87
 lyy cm <sup>4</sup>	0.46	-	-	-	-	-	-	-	-	-	 m	7.0
 mm	800	1000	1200	1400	1600	1800	2000	2200	2400	2600	2800	3000
 lxx cm <sup>4</sup>	-	11.88	-	-	-	-	-	-	-	-	-	-



## Perfis do sistema


### Perfil de Acabamento



**D9A051**

TGD2402

dm <sup>2</sup> /m	22.39	-	-	-	-	-	-	-	-	-		-
dm <sup>2</sup> /m	7.99	-	-	-	-	-	-	-	-	-		116
l <sub>yy</sub> cm <sup>4</sup>	0.46	-	-	-	-	-	-	-	-	-	m	7.0
mm	<b>800</b>	<b>1000</b>	<b>1200</b>	<b>1400</b>	<b>1600</b>	<b>1800</b>	<b>2000</b>	<b>2200</b>	<b>2400</b>	<b>2600</b>	<b>2800</b>	<b>3000</b>
l <sub>xx</sub> cm <sup>4</sup>	-	10.94	-	-	-	-	-	-	-	-	-	-



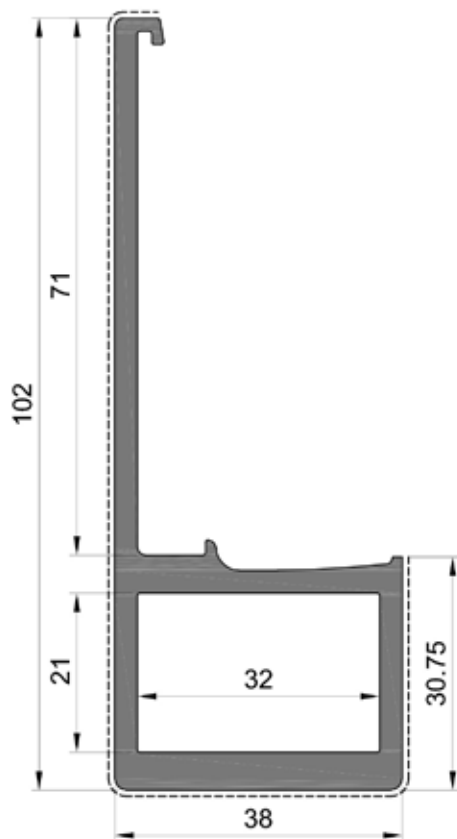
**D9V112**

TGD2209

dm <sup>2</sup> /m	23.53	-	-	-	-	-	-	-	-	-		-
dm <sup>2</sup> /m	11.84	-	-	-	-	-	-	-	-	-		-
l <sub>yy</sub> cm <sup>4</sup>	18.85	-	-	-	-	-	-	-	-	-	m	7.0
mm	<b>800</b>	<b>1000</b>	<b>1200</b>	<b>1400</b>	<b>1600</b>	<b>1800</b>	<b>2000</b>	<b>2200</b>	<b>2400</b>	<b>2600</b>	<b>2800</b>	<b>3000</b>
l <sub>xx</sub> cm <sup>4</sup>	-	2.24	-	-	-	-	-	-	-	-	-	-

**Perfis do sistema**

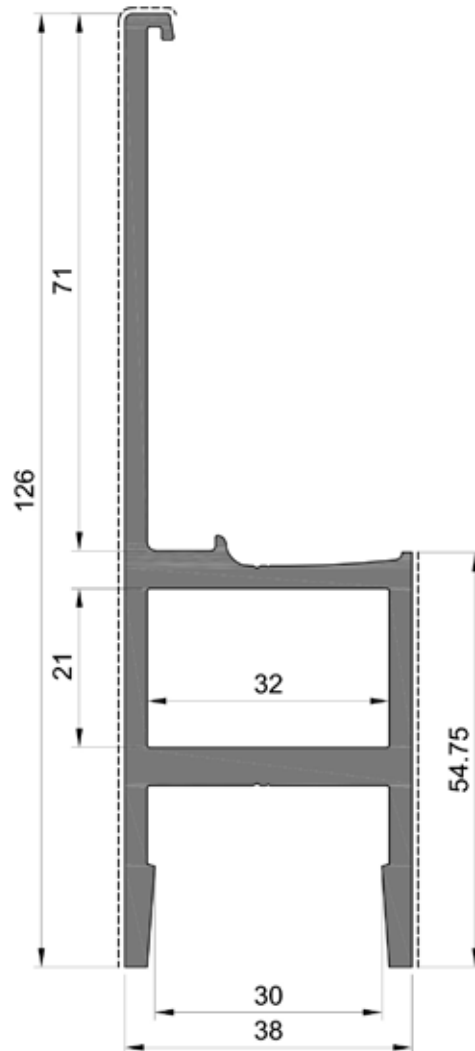
Perfil de reforço

**D9V113**  
TGD2200









$dm^2/m$	29.17	-	-	-	-	-	-	-	-	-	196	
$dm^2/m$	17.47	-	-	-	-	-	-	-	-	-	95	
$lyy \text{ cm}^4$	58.58	-	-	-	-	-	-	-	-	-	m 7.0	
mm	800	1000	1200	1400	1600	1800	2000	2200	2400	2600	2800	3000
$lxx \text{ cm}^4$	-	12.39	-	-	-	-	-	-	-	-	-	-

# Perfis do sistema

Perfil de reforço

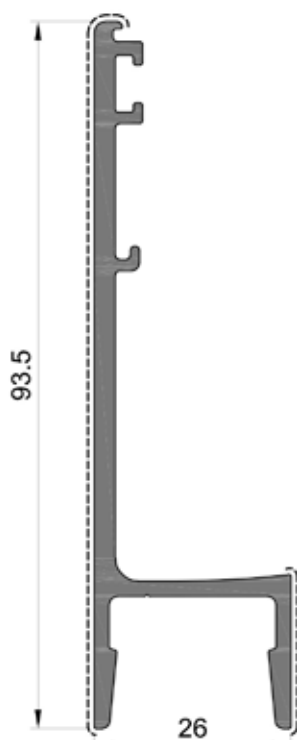


**D9V116**  
TGD2201

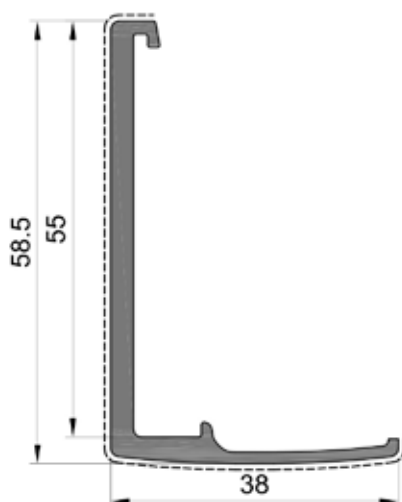
 dm <sup>2</sup> /m	<b>39.07</b>	-	-	-	-	-	-	-	-	-		196
 dm <sup>2</sup> /m	<b>18.64</b>	-	-	-	-	-	-	-	-	-		-
 I <sub>yy</sub> cm <sup>4</sup>	<b>83.87</b>	-	-	-	-	-	-	-	-	-	 m	7.0
 mm	<b>800</b>	<b>1000</b>	<b>1200</b>	<b>1400</b>	<b>1600</b>	<b>1800</b>	<b>2000</b>	<b>2200</b>	<b>2400</b>	<b>2600</b>	<b>2800</b>	<b>3000</b>
 I <sub>xx</sub> cm <sup>4</sup>	-	<b>17.64</b>	-	-	-	-	-	-	-	-	-	-

**Perfis do sistema**

Perfil de reforço

**D9V117**  
TGD2206

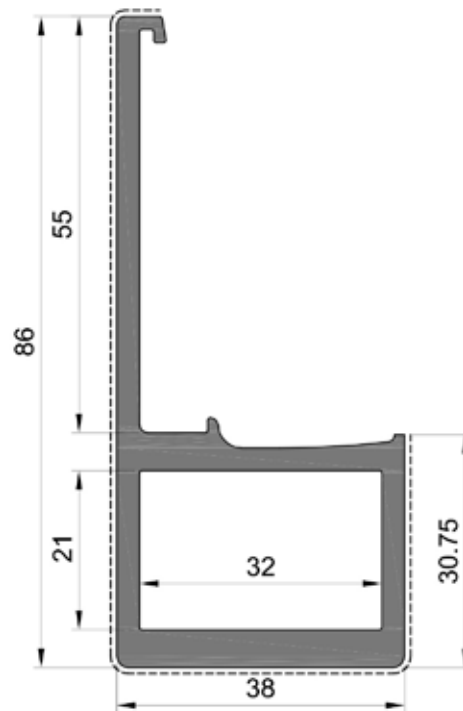
dm <sup>2</sup> /m	30.10	-	-	-	-	-	-	-	-	-	199	
dm <sup>2</sup> /m	11.78	-	-	-	-	-	-	-	-	-	-	
l <sub>yy</sub> cm <sup>4</sup>	29.29	-	-	-	-	-	-	-	-	-	m 7.0	
mm	800	1000	1200	1400	1600	1800	2000	2200	2400	2600	2800	3000
l <sub>xx</sub> cm <sup>4</sup>	-	2.65	-	-	-	-	-	-	-	-	-	-

**D9V118**

dm <sup>2</sup> /m	20.33	-	-	-	-	-	-	-	-	-	-	
dm <sup>2</sup> /m	10.28	-	-	-	-	-	-	-	-	-	-	
l <sub>yy</sub> cm <sup>4</sup>	9.93	-	-	-	-	-	-	-	-	-	m 7.0	
mm	800	1000	1200	1400	1600	1800	2000	2200	2400	2600	2800	3000
l <sub>xx</sub> cm <sup>4</sup>	-	2.14	-	-	-	-	-	-	-	-	-	-

# Perfis do sistema

Perfil de reforço

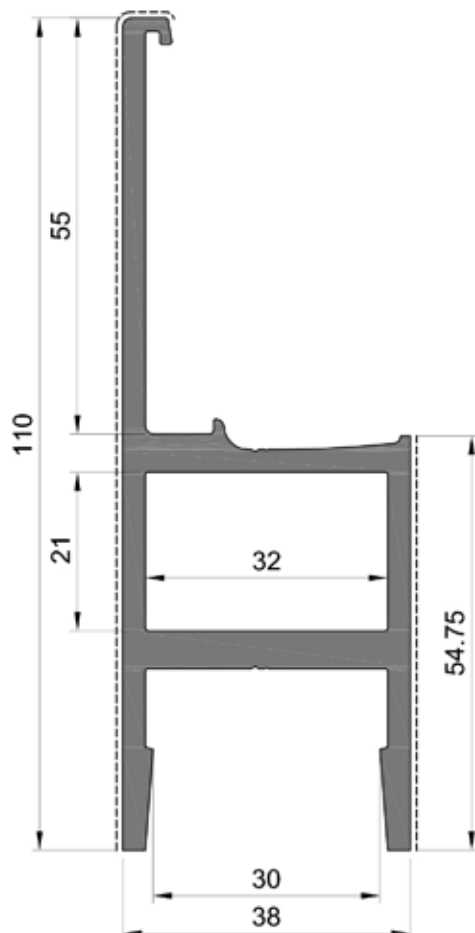


**D9V119**  
TGD2202









	dm <sup>2</sup> /m	<b>25.97</b>	-	-	-	-	-	-	-	-		196	
	dm <sup>2</sup> /m	<b>15.87</b>	-	-	-	-	-	-	-	-		112	
	lyy cm <sup>4</sup>	<b>36.66</b>	-	-	-	-	-	-	-	-		7.0	
	mm	<b>800</b>	<b>1000</b>	<b>1200</b>	<b>1400</b>	<b>1600</b>	<b>1800</b>	<b>2000</b>	<b>2200</b>	<b>2400</b>	<b>2600</b>	<b>2800</b>	<b>3000</b>
	lxx cm <sup>4</sup>	-	11.70	-	-	-	-	-	-	-	-	-	-

**Perfis do sistema**

Perfil de reforço

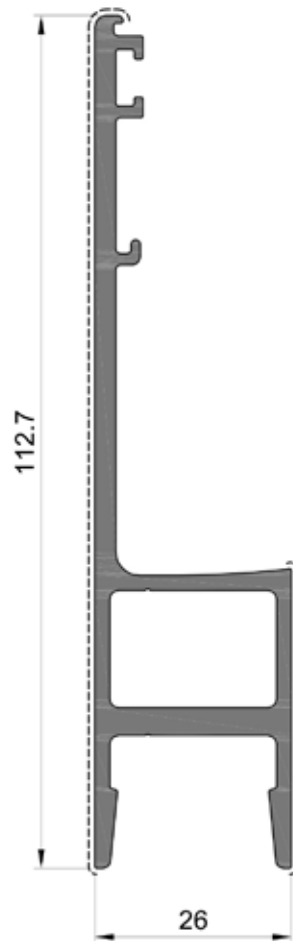


**D9V120**  
TGD2203









 $dm^2/m$	35.87	-	-	-	-	-	-	-	-	-		196
 $dm^2/m$	17.04	-	-	-	-	-	-	-	-	-		-
 $lyy \text{ cm}^4$	56.50	-	-	-	-	-	-	-	-	-	 m	7.0
 mm	800	1000	1200	1400	1600	1800	2000	2200	2400	2600	2800	3000
 $lxx \text{ cm}^4$	-	16.82	-	-	-	-	-	-	-	-	-	-

# Perfis do sistema

Perfil de reforço

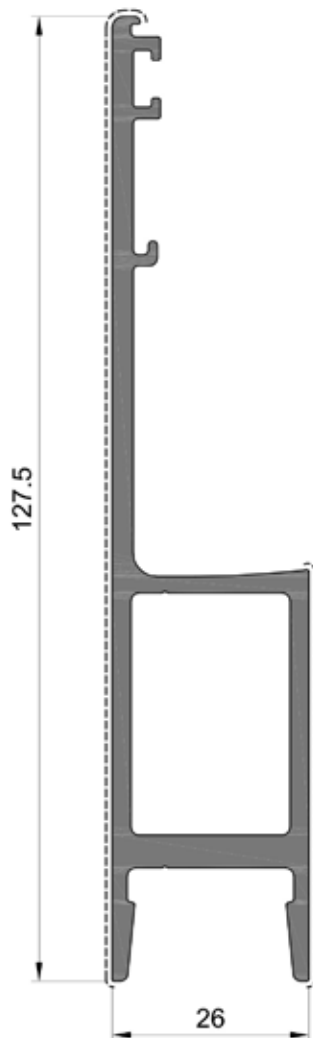


**D9V125**  
TGD2207









 dm <sup>2</sup> /m	33.94	-	-	-	-	-	-	-	-	-	 200	
 dm <sup>2</sup> /m	15.62	-	-	-	-	-	-	-	-	-	 -	
 I <sub>yy</sub> cm <sup>4</sup>	54.39	-	-	-	-	-	-	-	-	-	 7.0	
 mm	800	1000	1200	1400	1600	1800	2000	2200	2400	2600	2800	3000
 I <sub>xx</sub> cm <sup>4</sup>	-	4.64	-	-	-	-	-	-	-	-	-	-

**Perfis do sistema**

Perfil de reforço



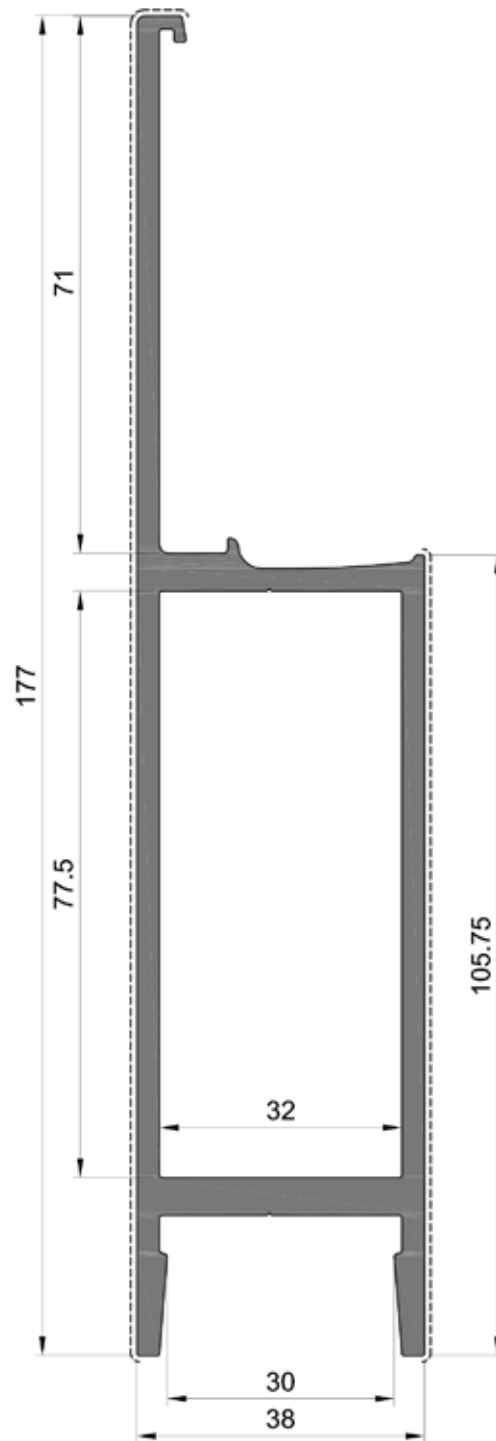
**D9V126**  
TGD2208

 $dm^2/m$	<b>36.40</b>	-	-	-	-	-	-	-	-	-		200
 $dm^2/m$	<b>18.58</b>	-	-	-	-	-	-	-	-	-		-
 $lyy\ cm^4$	<b>81.85</b>	-	-	-	-	-	-	-	-	-	 m	<b>7.0</b>
 mm	<b>800</b>	<b>1000</b>	<b>1200</b>	<b>1400</b>	<b>1600</b>	<b>1800</b>	<b>2000</b>	<b>2200</b>	<b>2400</b>	<b>2600</b>	<b>2800</b>	<b>3000</b>
 $lxx\ cm^4$	-	6.14	-	-	-	-	-	-	-	-	-	-











# Perfis do sistema

Perfil de reforço

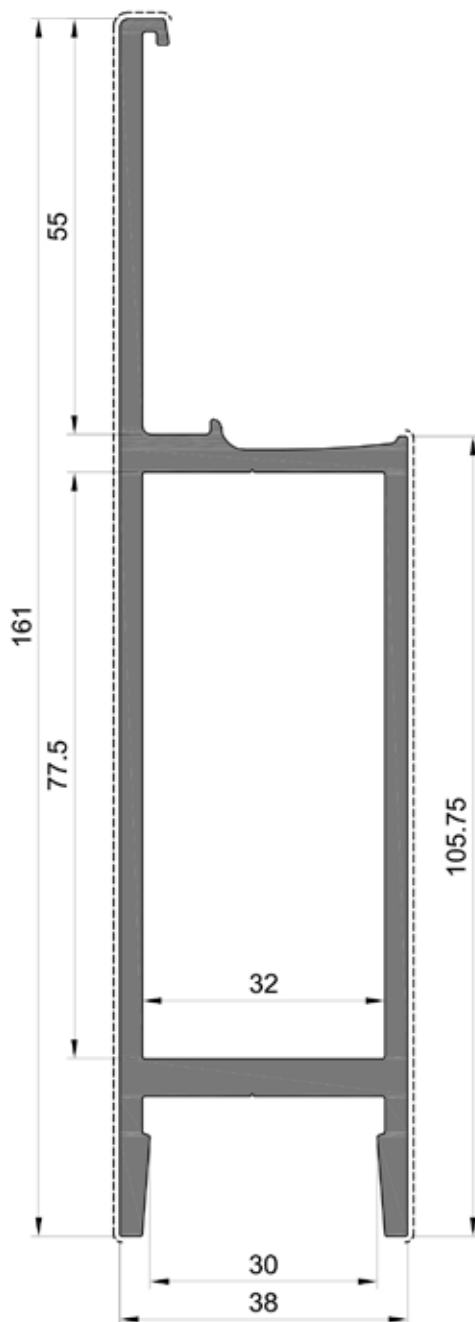


**D9V139**  
TGD2204

 dm <sup>2</sup> /m	<b>48.07</b>	-	-	-	-	-	-	-	-	-		196
 dm <sup>2</sup> /m	<b>28.89</b>	-	-	-	-	-	-	-	-	-		-
 I <sub>yy</sub> cm <sup>4</sup>	<b>261.37</b>	-	-	-	-	-	-	-	-	-	 m	7.0
 mm	<b>800</b>	<b>1000</b>	<b>1200</b>	<b>1400</b>	<b>1600</b>	<b>1800</b>	<b>2000</b>	<b>2200</b>	<b>2400</b>	<b>2600</b>	<b>2800</b>	<b>3000</b>
 I <sub>xx</sub> cm <sup>4</sup>	-	27.56	-	-	-	-	-	-	-	-	-	-

**Perfis do sistema**

Perfil de reforço

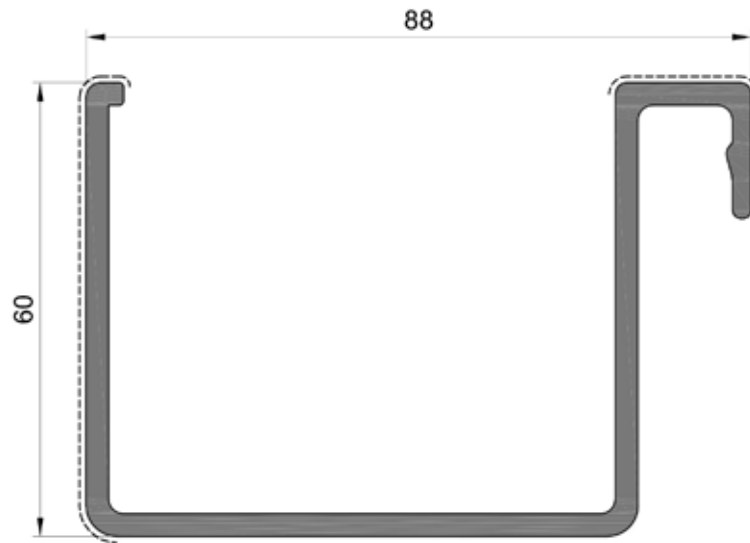


**D9V140**  
TGD2205

	dm <sup>2</sup> /m	44.87	-	-	-	-	-	-	-	-		196	
	dm <sup>2</sup> /m	27.29	-	-	-	-	-	-	-	-		-	
	l <sub>yy</sub> cm <sup>4</sup>	210.18	-	-	-	-	-	-	-	-		7.0	
	mm	800	1000	1200	1400	1600	1800	2000	2200	2400	2600	2800	3000
	l <sub>xx</sub> cm <sup>4</sup>	-	26.58	-	-	-	-	-	-	-	-	-	

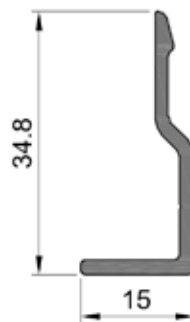
## Perfis do sistema

Caleira e suporte



**D8A002**  
TGD2500

	dm <sup>2</sup> /m	43.41	-	-	-	-	-	-	-	-		241	
	dm <sup>2</sup> /m	8.64	-	-	-	-	-	-	-	-		137	
	lyy cm <sup>4</sup>	30.61	-	-	-	-	-	-	-	-		m 7.0	
	mm	800	1000	1200	1400	1600	1800	2000	2200	2400	2600	2800	3000
	lxx cm <sup>4</sup>	-	68.04	-	-	-	-	-	-	-	-	-	-

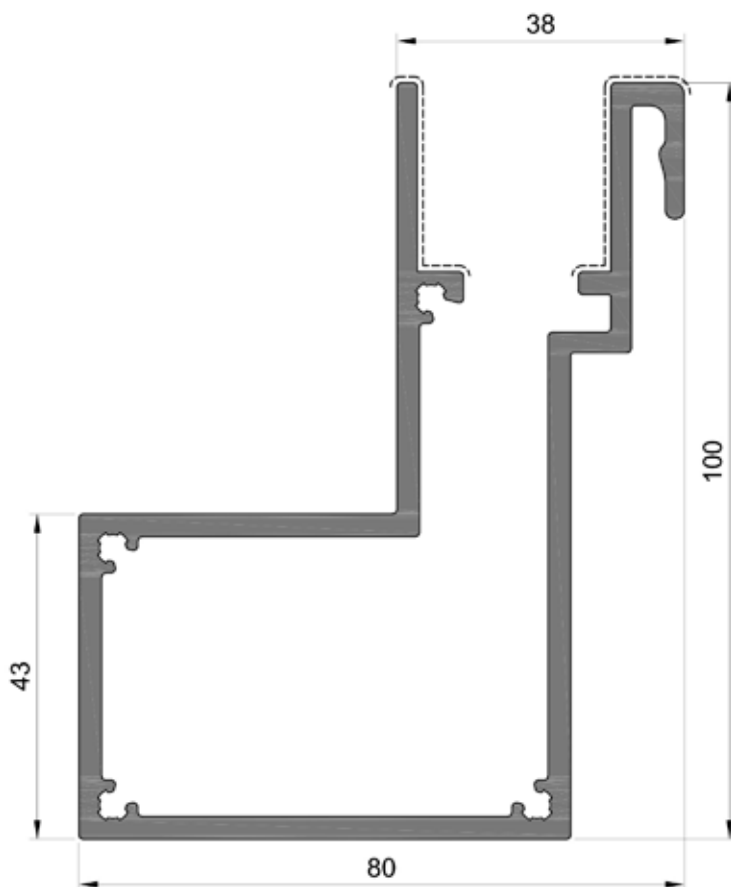


**D8A003**  
TGD2501









	dm <sup>2</sup> /m	10.05	-	-	-	-	-	-	-	-		241	
	dm <sup>2</sup> /m	0.00	-	-	-	-	-	-	-	-		137	
	lyy cm <sup>4</sup>	1.15	-	-	-	-	-	-	-	-		m 7.0	
	mm	800	1000	1200	1400	1600	1800	2000	2200	2400	2600	2800	3000
	lxx cm <sup>4</sup>	-	0.12	-	-	-	-	-	-	-	-	-	-


**Perfis do sistema**

Caleira e suporte



**D8A014**  
TGD2502

 dm <sup>2</sup> /m	<b>71.30</b>	-	-	-	-	-	-	-	-	-		243
 dm <sup>2</sup> /m	<b>7.41</b>	-	-	-	-	-	-	-	-	-		-
 lyy cm <sup>4</sup>	<b>100.13</b>	-	-	-	-	-	-	-	-	-	 m	<b>7.0</b>
 mm	<b>800</b>	<b>1000</b>	<b>1200</b>	<b>1400</b>	<b>1600</b>	<b>1800</b>	<b>2000</b>	<b>2200</b>	<b>2400</b>	<b>2600</b>	<b>2800</b>	<b>3000</b>
 lxx cm <sup>4</sup>	-	62.25	-	-	-	-	-	-	-	-	-	-

	Ixx (cm <sup>4</sup> )												
	COMPRIMENTO [MM]												
	800	1000	1200	1400	1600	1800	2000	2200	2400	2600	2800	3000	
													
<b>D9K025</b> TGD1100	93.06	108.94	125.67	142.41	158.59	173.82	187.91	200.75	212.37	222.81	232.16	240.51	
<b>D9K029</b> TGD1101	119.21	140.34	163.20	186.73	210.11	232.73	254.18	274.22	292.74	309.72	325.19	339.25	
<b>D9K035</b> TGD1102	177.30	221.62	265.95	310.27	354.59	398.92	443.24	487.56	531.89	576.21	620.54	664.86	
<b>D9K039</b> TGD1103	252	315	378	441	504	567	630	693	756	819	882	945	
<b>D9T001</b>	101.80	109.66	116.25	121.59	125.88	129.30	132.04	134.26	136.07	137.55	138.78	139.81	
<b>D9V004</b> TGD1200	3.66	4.78	5.76	6.58	7.26	7.81	8.27	8.64	8.95	9.21	9.42	9.60	
<b>D9V005</b> TGD1201	3.41	4.40	5.26	5.96	6.54	7.01	7.38	7.69	7.95	8.15	8.33	8.47	
<b>D9V007</b> TGD1202	9.39	11.83	14.34	16.80	19.12	21.27	23.21	24.96	26.51	27.89	29.11	30.19	
<b>D9V008</b> TGD1203	14.20	17.42	20.83	24.26	27.58	30.73	33.64	36.31	38.74	40.92	42.88	44.63	
<b>D9V010</b> TGD1204	15.14	19.26	23.01	26.27	29.04	31.36	33.30	34.92	36.27	37.41	38.37	39.18	
<b>D9V011</b> TGD1205	14.10	17.79	21.68	25.56	29.31	32.84	36.10	39.07	41.76	44.17	46.33	48.26	
<b>D9V031</b> TGD1206	23.83	28.18	32.87	37.69	42.46	47.07	51.43	55.49	59.23	62.66	65.78	68.61	
<b>D9V032</b> TGD1207	33.80	39.52	45.82	52.45	59.16	65.80	72.22	78.33	84.08	89.44	94.39	98.96	
<b>D9V033</b> TGD1208	22.59	27.42	32.62	37.94	43.19	48.23	52.99	57.40	61.46	65.16	68.52	71.56	
<b>D9V034</b> TGD1209	31.39	37.61	44.45	51.61	58.86	66.00	72.89	79.42	85.56	91.26	96.52	101.36	

# Vidro

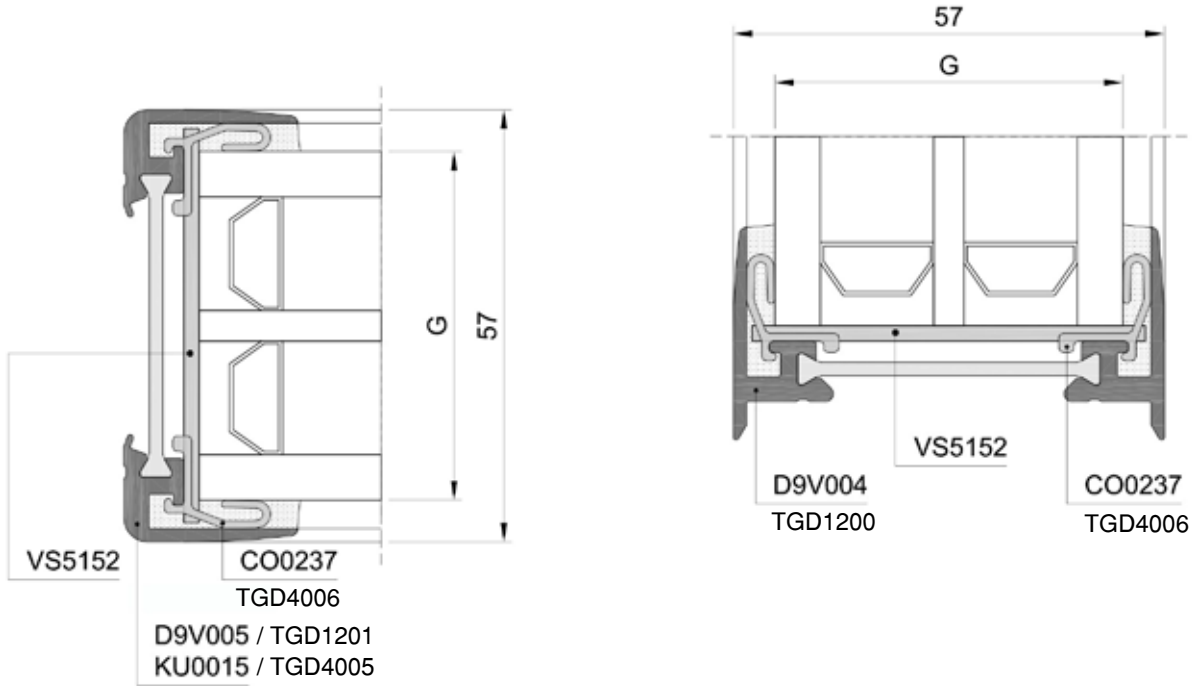
## NOTA IMPORTANTE

A espessura do vidro depende de:

- Pressão dinâmica do vento
- características
- dimensões do vidro

O vidro e a sua instalação devem cumprir as directivas válidas e as especificações do fornecedor.

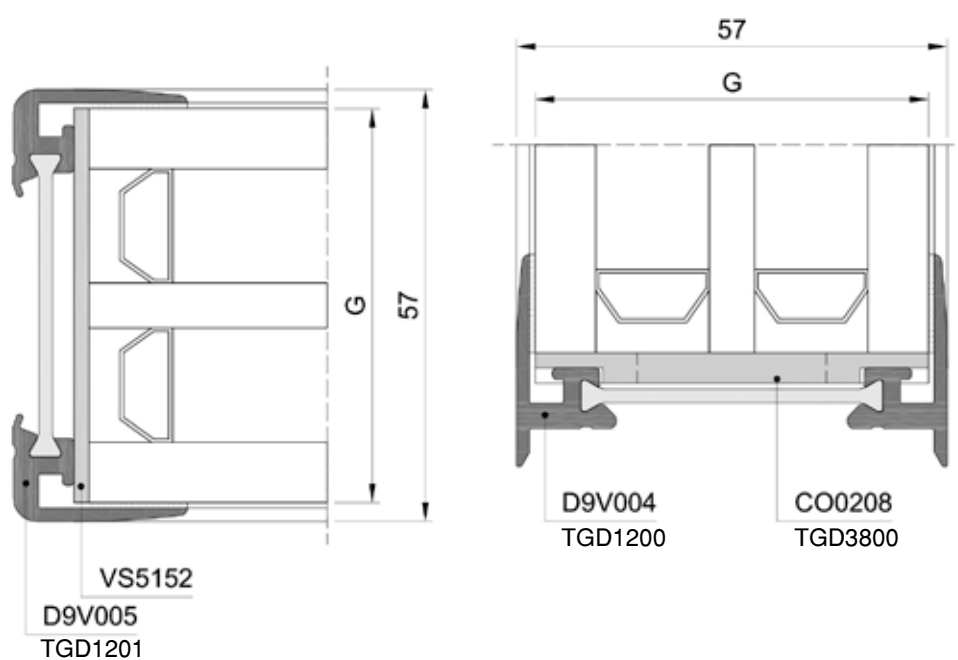
Antes da instalação do vidro, verificar a espessura, as dimensões e a geometria dos volumes de acordo com as directivas e as especificações.



FUNDO	LATERAL + TOPO	SUPORTE	G (MM)
D9V004 TGD1200	D9V005 TGD1201	CO0237 TGD4006	40 → 46

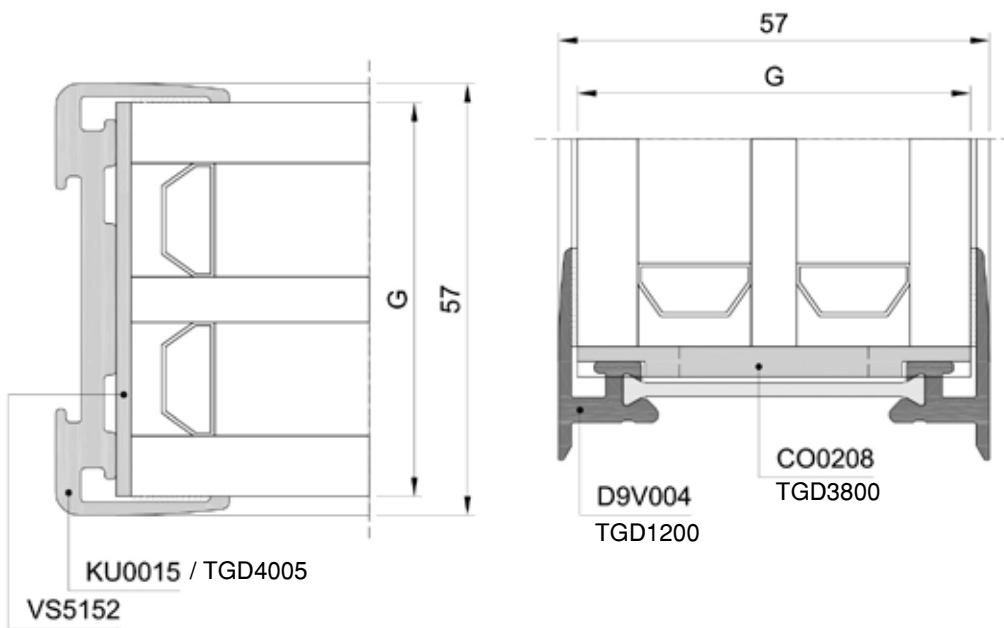
# Vidro

Tabela de enchimento



FUNDO	LATERAL + TOPO	G (MM)
D9V004 TGD1200	D9V005 TGD1201	47 → 52







FUNDO	LATERAL + TOPO	G (MM)
D9V004 TGD1200	KU0015 TGD4005	47 → 52

# Acessórios





## Acessórios

### Esquadros - Esquadros de alinhamento

DESENHO	Nº	 A x L (MM)	PERFIS	A ENCOMENDAR SEPARADAMENTE
	<b>CO0153</b> TGD3600	15 x 4.8	D9K025 TGD1100 - - - D9K029 TGD1101 - - - D9K035 TGD1102 - - - D9K039 TGD1103 - - - - - - - - - - - -	-


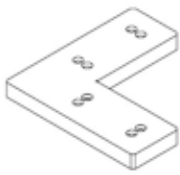
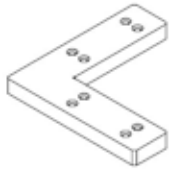
**Acessórios**

## Esquadros - Esquadros para excêntrico

DESENHO	Nº	 A x L (MM)	PERFIS					A ENCOMENDAR SEPARADAMENTE
	<b>HV9M15</b> TGD3601	11.9 x 43.2	D9K035	TGD1102	-	-	-	2 x 778-500 TGD3702
			D9K039	TGD1103	-	-	-	
			-	-	-	-	-	
			-	-	-	-	-	
			-	-	-	-	-	
	<b>HV9M16</b> TGD3602	11.9 x 31.7	D9K025	TGD1100	-	-	-	2 x 778-500 TGD3702
			D9K029	TGD1101	-	-	-	
			D9K035	TGD1102	-	-	-	
			D9K039	TGD1103	-	-	-	
			-	-	-	-	-	
	<b>HV9M17</b> TGD3603	11.9 x 17.2	D9K025	TGD1100	-	-	-	2 x 778-500 TGD3702
			D9K029	TGD1101	-	-	-	
			D9K035	TGD1102	-	-	-	
			D9K039	TGD1103	-	-	-	
			-	-	-	-	-	


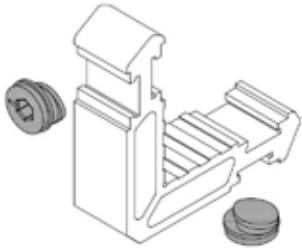

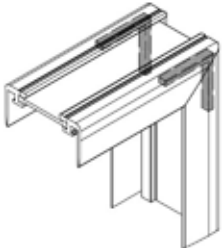

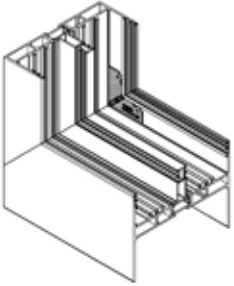
## Acessórios


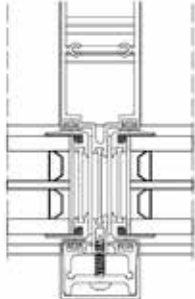

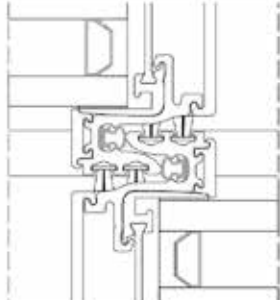

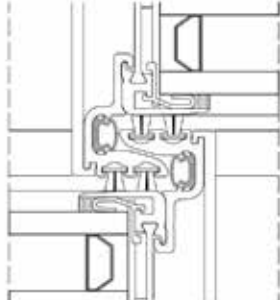

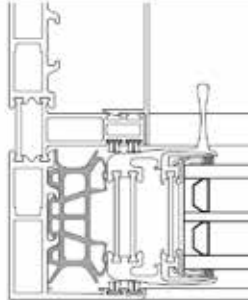
### Esquadros - Esquadros com parafusos

DESENHO	Nº	 A x L (MM)	PERFIS	A ENCOMENDAR SEPARADAMENTE
	<b>HV9N01</b> TGD3604	12 x 43	D9K035 TGD1102 - - - D9K039 TGD1103 - - - - - - - - - - - - - - -	4 x SCZ828
	<b>HV9N03</b> TGD3605	12 x 31.5	D9K025 TGD1100 - - - D9K029 TGD1101 - - - D9K035 TGD1102 - - - D9K039 TGD1103 - - - - - - - - - - - -	4 x SCZ828

## Acessórios


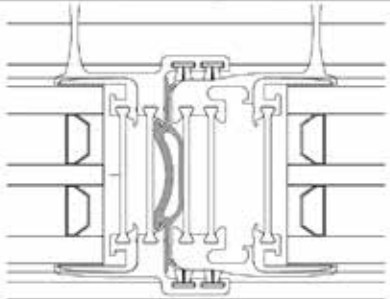

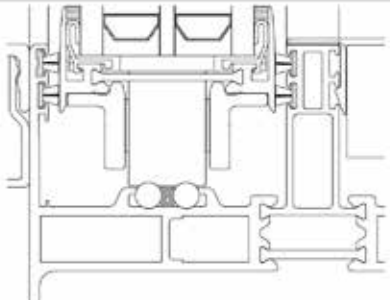
### Esquadros - Acessórios

DESENHO	Nº	(MM)	DESCRIÇÃO	APLICAÇÃO
	<b>778-500</b> TGD3702		Excêntrico em Zamac	
	<b>HV4K05</b> TGD3606		Esquadro de esquina para D9V004, D9V005, KU0015  Esquadro de esquina para TGD1200, TGD1201, TGD4005	
	<b>HV4M12</b> TGD3607		Esquina de nivelamento em aço inoxidável	


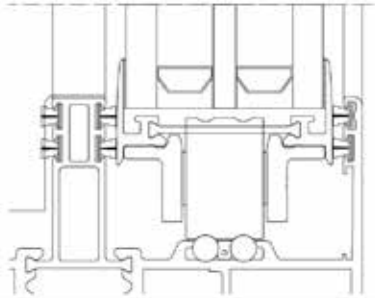

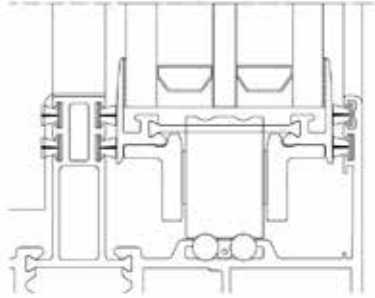

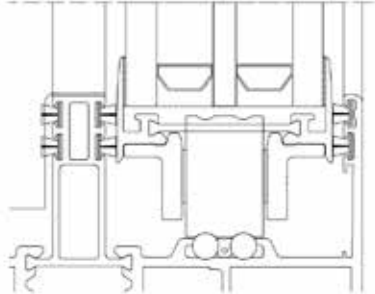
DESENHO	Nº	(MM)	DESCRIÇÃO	APLICAÇÃO
	<b>52R225</b>	2.5	Junta interior de vidro em EPDM, preta	
	<b>RU0105</b> TGD5001		Interlock da junta de selagem em EPDM KU0013, preto (TGD4001)	
	<b>RU9121</b> TGD5002		Interlock da junta de selagem em EPDM KU0012, preto (TGD4004)	
	<b>RU9152</b> TGD5003		Junta de entalhe em EPDM, preta	

**Acessórios**

## Juntas - Juntas do sistema

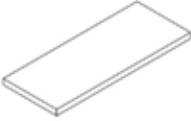
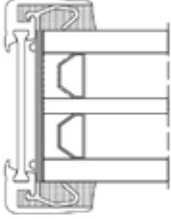
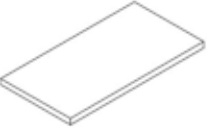
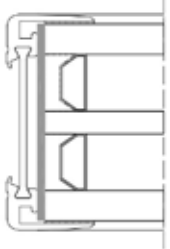
DESENHO	Nº	(MM)	DESCRIÇÃO	APLICAÇÃO
	<b>RU9153</b>		Junta de selagem em EPDM, 4 folhas, preta	
	<b>RU9154</b>		Junta em EPDM para rail, preta	



DESENHO	Nº	(MM)	DESCRIÇÃO	APLICAÇÃO
	<b>MD0406</b> TGD5006	4.25	Junta de pelúcia	
	<b>MD0408</b> TGD5007	5.5	Junta de pelúcia para perfis revestidos	
	<b>MD0410</b> TGD5008	6.5	Junta de pelúcia para perfis anodizados	




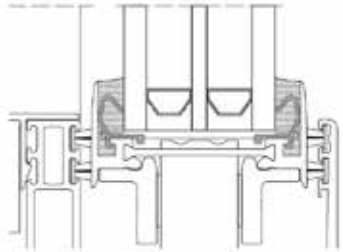

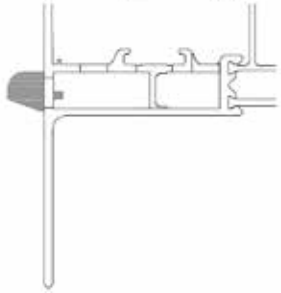

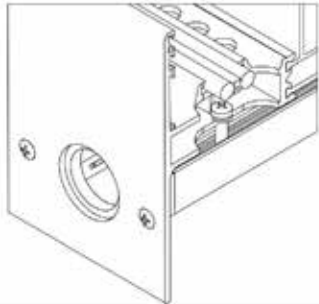

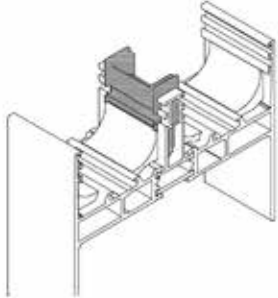
**Acessórios**

## Janela

DESENHO	Nº	(MM)	DESCRIÇÃO	APLICAÇÃO
	<b>93082</b> TGD3816	40x2x100 Azul	Calço de vidro PP, 40 MM	
	<b>93083</b> TGD3817	40x3x100 Vermelho		
	<b>VS5152</b>	52x2x100 Azul	Calço de vidro PP, 52 MM	
	<b>VS5153</b>	52x3x100 Vermelho		


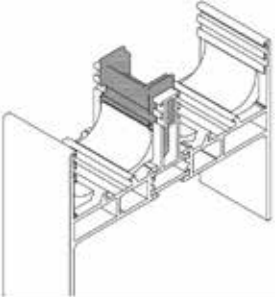
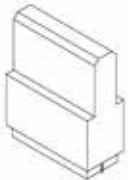
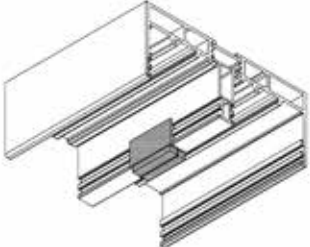
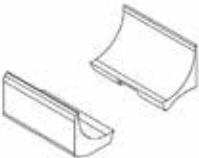
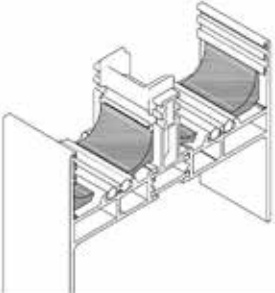

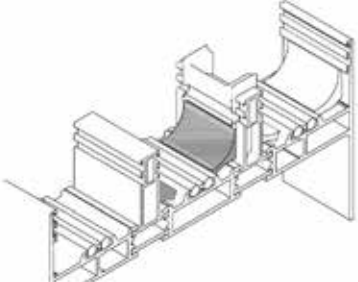

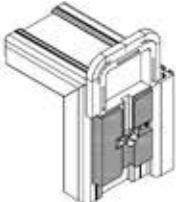
# Acessórios

## Acessórios do sistema

DESENHO	Nº	(MM)	DESCRIÇÃO	APLICAÇÃO
	<b>CO0208</b> TGD3800		Suporte de vidro	
	<b>CO0237</b> TGD4006		Suporte de vidro, L = 50 mm	
	<b>VS0104</b> TGD3801		Deflector	
	<b>85Z001</b>		Anilha, Ø4,8 mm	
	<b>VS1420</b> TGD3809	38	Peça de selagem central, aro, fundo	



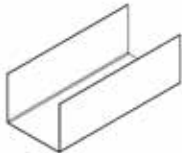
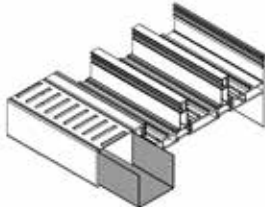

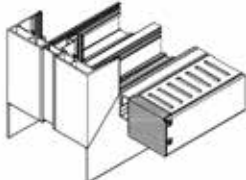

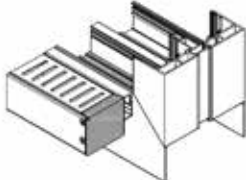
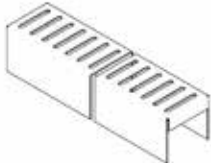
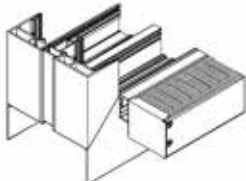
## Acessórios

### Acessórios do sistema

DESENHO	Nº	(MM)	DESCRIÇÃO	APLICAÇÃO
	<b>VS1421</b>	26	Peça de selagem central, aro, fundo	
	<b>CO1131</b> TGD3810	38/26	Peça de selagem central, aro, topo	
	<b>CO0203</b> TGD3608		Tampão de selagem (2 rails)	
	<b>CO0220</b> TGD3609		Tampão de selagem (3 rails)	
	<b>CO0207</b> TGD3804		Peça de fixação para KU0012 (TGD4004) e KU0013 (TGD4001).	


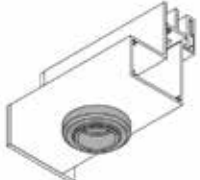

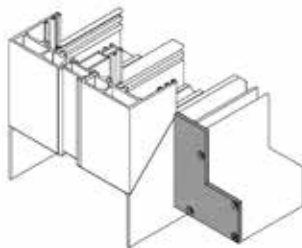
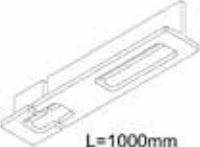
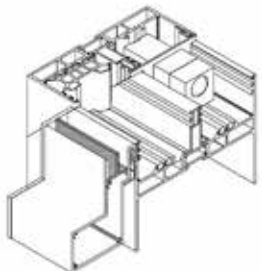

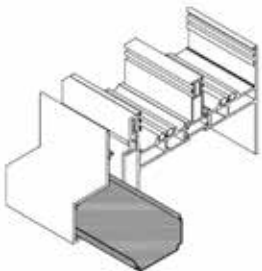

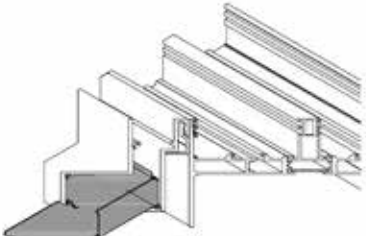
# Acessórios

## Acessórios do sistema

DESENHO	Nº	(MM)	DESCRIÇÃO	APLICAÇÃO
	<b>CO0157</b> TGD3609		Peça de canto para calreira D8A002 (TGD2500)	
	<b>CO1144</b> TGD3617		Conexão para calreira D8A002 (TGD2500)	
	<b>CO0167</b> TGD3615		Peça terminal da calreira D8A002, esquerda (TGD2500)	
	<b>CO0168</b> TGD3616		Peça terminal da calreira D8A002, direita (TGD2500)	
	<b>CO0169</b> TGD3701	1967	Grelha para calreira D8A002 (TGD2500)	


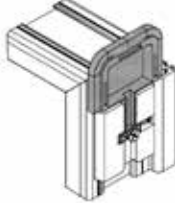

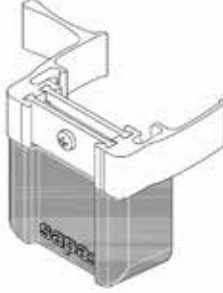

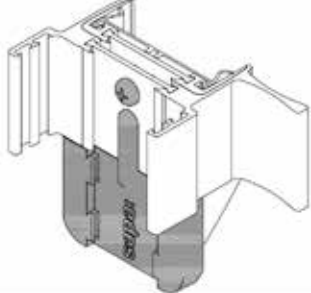
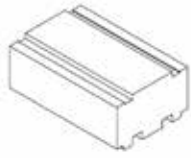
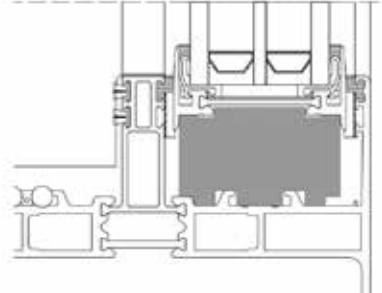
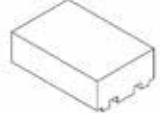
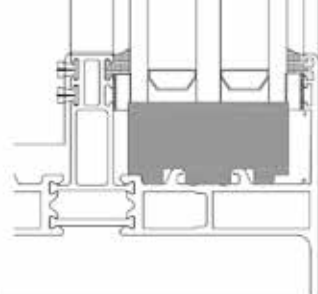
## Acessórios

### Acessórios do sistema

DESENHO	Nº	(MM)	DESCRIÇÃO	APLICAÇÃO
	<b>CO1140</b> TGD3703	Ø34	Flange para dreno de caleira para D8A002/D8A014 TGD2500 / TGD2502	
	<b>CO2271</b> TGD3619		Tampa de cobertura para D8A014 TGD2502	
 L=1000mm	<b>CO2272</b> TGD3620		Rede de caleira para D8A014 TGD2502	
 L=150mm	<b>CO2273</b> TGD3621		Conexão para D8A014 TGD2502	
	<b>CO2274</b> TGD3622		Conexão para D8A014 TGD2502	

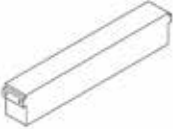
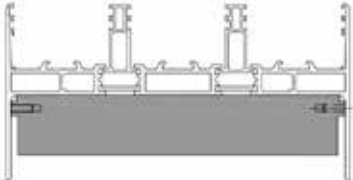

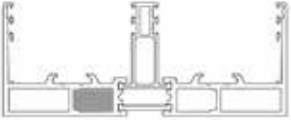

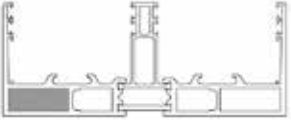

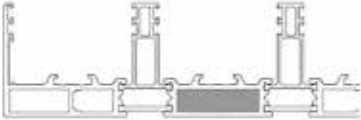
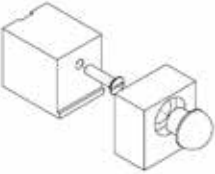
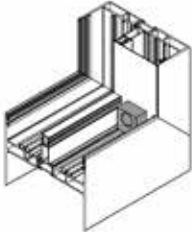
# Acessórios

## Acessórios do sistema

DESENHO	Nº	(MM)	DESCRIÇÃO	APLICAÇÃO
	<b>CO0204</b> TGD3805		Peça terminal	
	<b>CO0210</b> TGD3806		Peça terminal do lado do fecho (4 folhas)	
	<b>CO0219</b> TGD3807		Peça terminal (4 folhas)	
	<b>CO0198</b> TGD3808		Bloco de suporte (folha fixa D8V004), L = 80 mm	
	<b>CO2299</b>		Bloco de suporte, sob o vidro, C = 80 mm	

# Acessórios


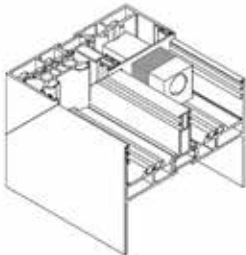
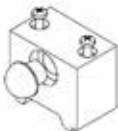
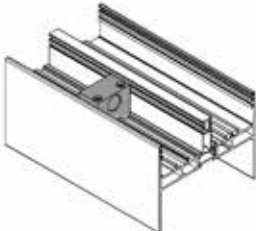


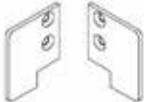
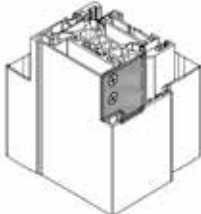

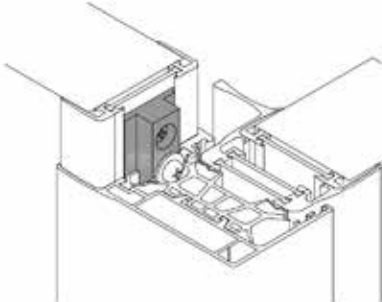
## Acessórios do sistema

DESENHO	Nº	(MM)	DESCRIÇÃO	APLICAÇÃO
	<b>CO0200</b>		Peça de suporte, 3 rails	
	<b>VS9974</b>		Peça de selagem para aro	
	<b>VS9973</b>		Peça de selagem para aro	
	<b>VS9972</b>		Peça de selagem para aro	
	<b>CO0180</b>		Kit de batentes	




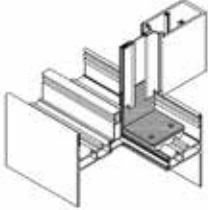

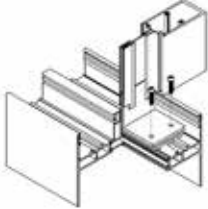
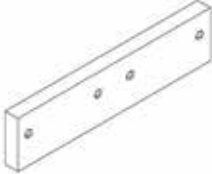
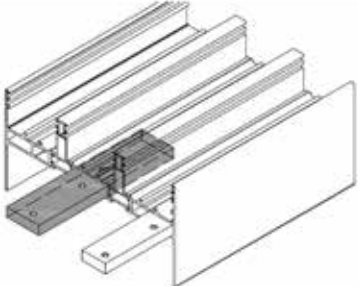
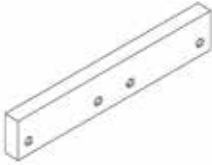
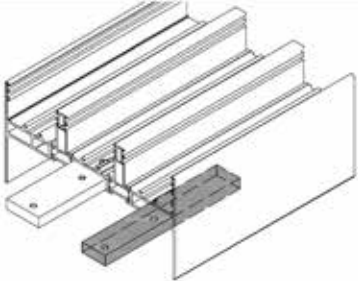
# Acessórios


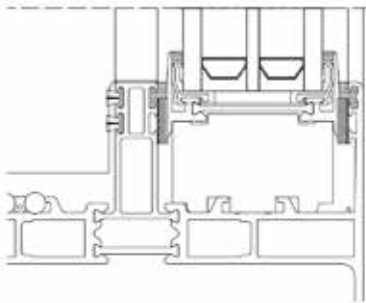

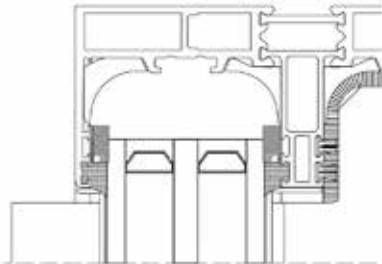
## Acessórios do sistema

DESENHO	Nº	(MM)	DESCRIÇÃO	APLICAÇÃO
	<b>CO0159</b> TGD3611		Peça distanciadora	
	<b>CO0201</b> TGD3612		Conjunto de batente	
	<b>CO0199</b> TGD3814		Peça de fixação para manipulo	
	<b>CO0209</b> TGD3623		Peça terminal para D9C001 TGD1210	
	<b>CO0211</b> TGD3815		Peça de fixação (esquina flutuante) para esquina 90°	

# Acessórios

## Acessórios do sistema

DESENHO	Nº	(MM)	DESCRIÇÃO	APLICAÇÃO
	<b>CO2292</b>		Peça de fixação para D9T001	
	<b>CO2293</b>		Peça de suporte para D9T001	
	<b>CO1141</b> TGD3613		Conexão para aro	
	<b>CO1142</b> TGD3614		Conexão para aro	

DESENHO	Nº	(MM)	DESCRIÇÃO	APLICAÇÃO
	<b>BT0007</b>		Faixa de espuma autocolante	
	<b>BT0010</b>		Faixa em PE, preta ou cinzenta	

## Acessórios

## Parafusos



DIN 7 - ST.ST. - A2

<b>280-108</b>	Ø1x6
----------------	------



DIN 84 - ST.ST. - A2

<b>80Q506</b>	M5x6
<b>80Q509</b>	M5x9
<b>80Q510</b>	M5x10
<b>80Q516</b>	M5x16
<b>80Q525</b>	M5x25
<b>80Q530</b>	M5x30
<b>80Q535</b>	M5x35
<b>80Q608</b>	M6x8
<b>SCD660</b>	M6x60



DIN 96 - ST.ST. - A2

<b>81A120</b>	Ø3x20
---------------	-------



DIN 125A - ST.ST. - A2

<b>280-203</b>	M5
<b>SCY600</b>	M6



DIN 433 - ST.ST. - A2

<b>280-216</b>	M12
----------------	-----



DIN 439B - ST.ST. - A2

<b>84Z500</b>	M5
<b>293-306</b>	M12



DIN 562 - ST.ST. - A2

<b>293-302</b>	M5
----------------	----



DIN 912 - ST.ST. - A2

<b>80B516</b>	M5x16
<b>SCL550</b>	M5x50
<b>SCL560</b>	M5x60
<b>SCL565</b>	M5x65
<b>SCL570</b>	M5x70
<b>SCL575</b>	M5x75
<b>SCL585</b>	M5x85
<b>SCL612</b>	M6x12
<b>SCL614</b>	M6x14
<b>SCL616</b>	M6x16
<b>80B618</b>	M6x18
<b>80B625</b>	M6x25
<b>80B820</b>	M8x20
<b>SCL845</b>	M8x45



DIN 913 - ST.ST. - A2

<b>80C610</b>	M6x10
<b>80C614</b>	M6x14
<b>80C630</b>	M6x30



DIN 914 - ST.ST. - A2

<b>80D303</b>	M4x3
<b>80D304</b>	M4x4
<b>80D306</b>	M4x6
<b>SCH408</b>	M4x8
<b>80D310</b>	M4x10
<b>SCH416</b>	M4x16
<b>80D508</b>	M5x8
<b>80D812</b>	M8x12
<b>80D814</b>	M8x14



DIN 916 - ST.ST. - A2

<b>702-939</b>	M5x5
<b>702-940</b>	M5x8
<b>80E510</b>	M5x10
<b>292-100</b>	M5x12
<b>80E520</b>	M5x20
<b>80E608</b>	M6x8
<b>702-933</b>	M6x10



DIN 916 - ST.ST. - A2

<b>SCF612</b>	M6x12
<b>80E620</b>	M6x20
<b>80E810</b>	M8x10
<b>80E816</b>	M8x16
<b>SCF820</b>	M8x20



DIN 917 - ST.ST. - A2

<b>293-305</b>	M12
----------------	-----



DIN 933 - ST.ST. - A2

<b>80F306</b>	M4x6
<b>80F610</b>	M6x10
<b>293-007</b>	M6x12
<b>80F618</b>	M6x18
<b>80F620</b>	M6x20
<b>80F625</b>	M6x25
<b>SCG640</b>	M6x40
<b>702-935</b>	M6x50
<b>293-003</b>	M8x25



DIN 934 - ST.ST. - A2

<b>SCG641</b>	M5
<b>4G6000</b>	M6
<b>293-300</b>	M8
<b>293-307</b>	M12




DIN 963 - ST.ST. - A2

<b>701-529</b>	M5x12
<b>SCZ826</b>	M4x8
<b>SCZ827</b>	M4x12
<b>SCZ828</b>	M5x10
<b>SCZ829</b>	M5x12
<b>SCZ830</b>	M5x16
<b>SCZ831</b>	M5x20
<b>SCZ832</b>	M5x40
<b>SCZ833</b>	M5x50


# Acessórios

## Parafusos




DIN 965 - ST.ST. - A2

<b>80H310</b>	M4x10
<b>SCZ827</b>	M4x12
<b>291-312</b>	M4x16
<b>80H510</b>	M5x10
<b>80H520</b>	M5x20
<b>SCZ820</b>	M5x22
<b>80H525</b>	M5x25
<b>80H530</b>	M5x30
<b>80H535</b>	M5x35
<b>80H540</b>	M5x40
<b>90318</b>	M5x45
<b>80H560</b>	M5x60
<b>SCE565</b>	M5x65
<b>291-307</b>	M5x70
<b>291-311</b>	M5x75
<b>291-308</b>	M5x80
<b>291-309</b>	M5x85
<b>SCE590</b>	M5x90
<b>291-310</b>	M5x95
<b>SCE500</b>	M5x100
<b>SCE505</b>	M5x105
<b>SCE616</b>	M6x16




DIN 966 - ST.ST. - A2

<b>80I510</b>	M5x10
<b>80I515</b>	M5x15
<b>80I625</b>	M6x25
<b>80I630</b>	M6x30




DIN 985 - ST.ST. - A2

<b>293-301</b>	M5
<b>4T8000</b>	M8




DIN 1481 - ST.ST. - A2

<b>71C020</b>	Ø2,5x16
<b>71C017</b>	Ø4x6
<b>71C016</b>	Ø4x10
<b>280-101</b>	Ø4x12
<b>280-100</b>	Ø4x24




DIN 1481 - ST.ST. - A2

<b>280-106</b>	Ø4,4x16
<b>280-136</b>	Ø4,4x18
<b>280-102</b>	Ø4,4x32
<b>280-111</b>	Ø4,4x36
<b>280-137</b>	Ø5x24
<b>71C018</b>	Ø8x10
<b>280-140</b>	Ø8x20
<b>71C019</b>	Ø8x24




DIN 1587 - ST.ST. - A2

<b>293-303</b>	M6
----------------	----




DIN 6798A - ST.ST. - A2

<b>SCZ825</b>	M4
<b>SCY601</b>	M6




DIN 6799 - ST.ST. - A2

<b>280-211</b>	Ø9
<b>280-217</b>	Ø10




DIN 7337 - ST.ST. - A2

<b>SCZ007</b>	Ø4x8
<b>294-003</b>	Ø4,8x16
<b>294-004</b>	Ø4,8x20




DIN 7504N - ST.ST. - A2

<b>83K413</b>	Ø4,2x13
<b>290-008</b>	Ø4,2x19
<b>83K522</b>	Ø4,8x22




DIN 7504P - ST.ST. - A2

<b>290-006</b>	Ø4,2x19
<b>290-007</b>	Ø4,2x25




DIN 7971C - ST.ST. - A2

<b>701-825</b>	Ø3,9x16
<b>701-895</b>	Ø4,8x13



DIN 7976C - ST.ST. - A2

<b>82J416</b>	Ø4,2x16
<b>82J632</b>	Ø5,5x32
<b>291-500</b>	Ø6,3x50
<b>291-501</b>	Ø6,3x100



DIN 7981C - ST.ST. - A2

<b>82K109</b>	Ø2,9x9
<b>82K216</b>	Ø3,5x16
<b>82K238</b>	Ø3,5x38
<b>SCC300</b>	Ø3,9x9.5
<b>82K325</b>	Ø3,9x25
<b>82K332</b>	Ø3,9x32
<b>290-107</b>	Ø4,2x9,5
<b>82K413</b>	Ø4,2x13
<b>82K416</b>	Ø4,2x16
<b>82K419</b>	Ø4,2x19
<b>82K425</b>	Ø4,2x25
<b>82K438</b>	Ø4,2x38
<b>82K450</b>	Ø4,2x50
<b>92927</b>	Ø4,8x16
<b>82K519</b>	Ø4,8x19
<b>82K522</b>	Ø4,8x22
<b>82K525</b>	Ø4,8x25
<b>82K532</b>	Ø4,8x32
<b>82K538</b>	Ø4,8x38
<b>82K545</b>	Ø4,8x45
<b>82K550</b>	Ø4,8x50
<b>SCA560</b>	Ø4,8x60
<b>82K616</b>	Ø5,5x16
<b>82K619</b>	Ø5,5x19
<b>82K625</b>	Ø5,5x25

# Acessórios

## Parafusos



DIN 7981C - ST.ST. - A2

<b>82K632</b>	Ø5,5x32
<b>82K638</b>	Ø5,5x38
<b>290-112</b>	Ø6,3x13
<b>787-570</b>	Ø6,3x32



DIN 7981 - ST.ST. - A2

<b>SCA604</b>	Ø6,3x32
---------------	---------



DIN 7982C - ST.ST. - A2

<b>SCC213</b>	Ø3,5x13
<b>82L217</b>	Ø3,5x17
<b>82L310</b>	Ø3,9x9,5
<b>82L313</b>	Ø3,9x13
<b>82L413</b>	Ø4,2x13
<b>82L416</b>	Ø4,2x16
<b>95170</b>	Ø4,2x19
<b>290-003</b>	Ø4,2x25
<b>95168</b>	Ø4,2x45
<b>82L460</b>	Ø4,2x60
<b>82L510</b>	Ø4,8x10
<b>82L513</b>	Ø4,8x13
<b>82L519</b>	Ø4,8x19
<b>92256</b>	Ø4,8x22
<b>82L525</b>	Ø4,8x25
<b>82L532</b>	Ø4,8x32
<b>82L538</b>	Ø4,8x38
<b>82L545</b>	Ø4,8x45
<b>82L560</b>	Ø4,8x60



Z2

<b>SCZ813</b>	Ø4x25
<b>SCZ814</b>	Ø5x40
<b>SCZ815</b>	Ø5x50
<b>SCZ816</b>	Ø5x60
<b>SCZ817</b>	Ø5x70
<b>SCZ819</b>	Ø5x80
<b>SCZ834</b>	Ø6x120



DIN 7982F

<b>SCY400</b>	Ø4,2x16
---------------	---------



DIN 7983C

<b>82M322</b>	Ø3,9x22
---------------	---------



DIN 7984

<b>293-100</b>	M5x10
<b>703-682</b>	M6x8



DIN 7985 - ST.ST. - A2

<b>SCZ822</b>	M5x8
<b>291-300</b>	M5x10
<b>80N516</b>	M5x16
<b>80N618</b>	M6x18
<b>291-301</b>	M6x10
<b>80N620</b>	M6x20
<b>80N625</b>	M6x25



DIN 7991 - ST.ST. - A2

<b>SCP601</b>	M5x10
<b>293-200</b>	M5x25
<b>SCP616</b>	M6x16
<b>80T825</b>	M8x25



DIN 9021 - ST.ST. - A2

<b>SCY504</b>	M5
<b>6U6000</b>	M6



ST.ST. - A2

<b>280-104</b>	M8x45
----------------	-------



ST.ST. - A2

<b>82J525</b>	Ø4,8x25
---------------	---------



ST.ST. - A2

<b>91641</b>	Ø6,3x32
--------------	---------



ST.ST. - A2

<b>SCZ401</b>	Ø4,2x16
---------------	---------



ST.ST. - A2

<b>83K314</b>	Ø3,9x14
---------------	---------



ST.ST. - A2

<b>290-010</b>	Ø4,2x9,5
----------------	----------



ST.ST. - A2

<b>83J639</b>	Ø5,5x39
<b>83J647</b>	Ø5,5x47
<b>83J658</b>	Ø5,5x58



ST.ST. - A2

<b>83Z639</b>	Ø5,5x39
<b>83Z647</b>	Ø5,5x47
<b>83Z658</b>	Ø5,5x58




ST.ST. - A2

<b>85Z416</b>	Ø4,2x16
---------------	---------


# Acessórios

## Parafusos




ST.ST. - A2

<b>84Z512</b>	M5x0,8 - 1,5
<b>90459</b>	M5x0,25 - 3,0
<b>91749</b>	M5x3,0 - 5,5
<b>93024</b>	M6x0,5 - 3,0




ST.ST. - A2

<b>SCZ019</b>	M3.2x10 - 5.5
<b>90676</b>	M5x1,5 - 4,0




ST.ST. - A2

<b>80Z814</b>	M8x14
---------------	-------




ST.ST. - A2

<b>SCZ402</b>	Ø4.2x28
---------------	---------




ST.ST. - A2

<b>SCZ617</b>	Ø5.5x107
---------------	----------




ST.ST. - A2

<b>SCZ604</b>	Ø6x70
---------------	-------




DIN 85A

<b>SCZ821</b>	M4x12
<b>SCZ823</b>	M5x14
<b>SCZ824</b>	M4x16




VSM13328 BN658 A2

<b>SCN001</b>	M4 x 12
---------------	---------



DIN 7343

<b>SCZ406</b>	25x12
---------------	-------



O-ring


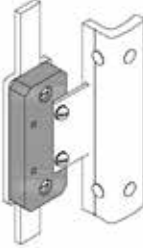








<b>CO0176</b>	37x2.0
<b>CO0177</b>	52x2.0

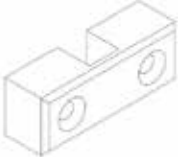
# Escolha de hardware



# Escolha de hardware


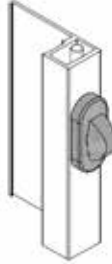

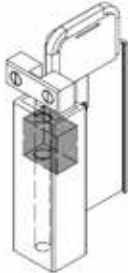

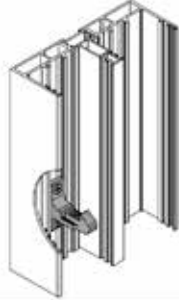

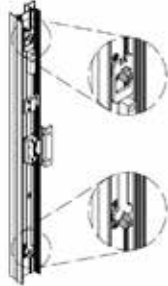

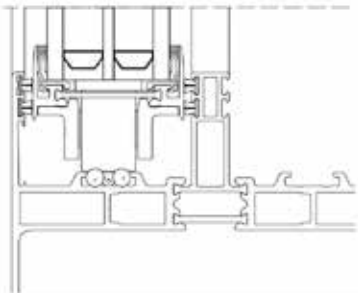
## Hardware

DESENHO	Nº	DESCRIÇÃO	APLICAÇÃO
	<b>CO0214</b> TGD6001	Peça de conexão para ZB0052 TGD6004	
	<b>SF3054</b> TGD6002	Placa de fecho para ZB0052 TGD6004	
	<b>SF3055</b> TGD6003	Placa de fecho adicional (A ≥ 2700) para ZB0052 TGD6004	
	<b>ZB0052</b> TGD6004	Manipulo	
	<b>SF2019</b> TGD6005	Fecho esquerdo	

DESENHO	Nº	DESCRIÇÃO	APLICAÇÃO
	<b>SF2020</b> TGD6006	Fecho direito	
	<b>SF3056</b> TGD6007	Placa para fecho SF2019/SF2020 (TGD6005 / TGD6006)	
	<b>CO1151</b> TGD6008	Placa para fecho SF2019/SF2020 TGD6010	
	<b>SF2018</b> TGD6009	Fecho para D9V113, fixa-corrediça- fixa TGD2200	
 L=2500mm	<b>SF9065</b> TGD6010	2500 Haste para fecho SF2018 TGD6009	


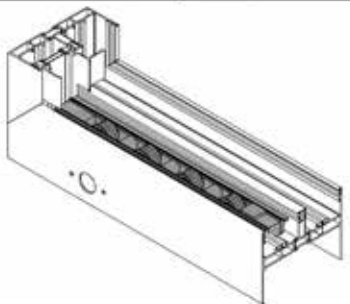


# Escolha de hardware

## Hardware

DESENHO	Nº	DESCRIÇÃO	APLICAÇÃO
	<b>SF9066</b> TGD6011	Botão de fecho para SF2018 TGD6009	
	<b>VS9979</b> TGD3818	Guia de haste	
	<b>SV2088</b> TGD6012	Gache de fecho ajustável	
	<b>SV2089</b> TGD6013	Gache de fecho ajustável (4 folhas)	
	<b>CO1199</b> TGD4003	Rail em aço inoxidável	

**Escolha de hardware**









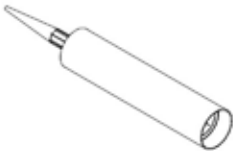
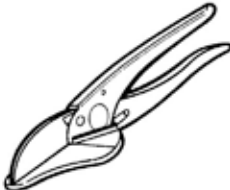

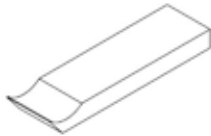


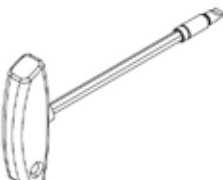

Hardware

DESENHO	Nº	DESCRIÇÃO	APLICAÇÃO
	<b>SV0037</b> TGD6014	Rolete	
	<b>SV2090</b> TGD6015	Caixa de segurança para fecho	

# Ferramentas e consumíveis

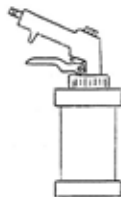

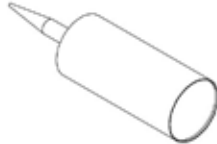



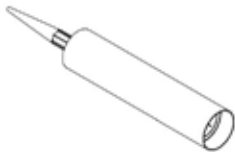







# Ferramentas e consumíveis

## Ferramentas e consumíveis

Nº	(MM)	DESCRIÇÃO	DESENHO	Nº	(MM)	DESCRIÇÃO	DESENHO
<b>541-000</b>		Broca escalonada Ø6 - 15 mm		<b>400024</b>		Lâmina da chave de parafusos para 97274	
<b>TG9011</b>		Broca escalonada Ø6,8 - 15 mm		<b>79G011</b>		Mesa para 1 ferramenta pneumática	 H= 800 mm B= 300 mm L= 450 mm
<b>TG9013</b>		Broca escalonada Ø5,5 - 15 mm		<b>79G012</b>		Mesa para 2 ferramentas pneumáticas	 H= 800 mm B= 300 mm L= 810 mm
<b>559-017</b>		Tesoura para junta		<b>79G013</b>		Mesa para 3 ferramentas pneumáticas	 H= 800 mm B= 300 mm L= 1160 mm
<b>590-002</b>		Tubo de mástique para pistola de colar 559-000		<b>79G501</b>		Tesoura para junta	
<b>9146</b>		Silicone neutro para aplicação manual		<b>79G503</b>		Espátula para encaixar juntas de vidro	
<b>778-951</b>		Guia de rolete para juntas de vidro		<b>79G504</b>		Tesoura para junta	
<b>97274</b>		Chave de parafusos para HV4K01		<b>79G509</b>		Furador para cavilha ranhurada	

# Ferramentas e consumíveis

## Consumíveis

Nº	(MM)	DESCRIÇÃO	DESENHO	Nº	(MM)	DESCRIÇÃO	DESENHO
<b>79G605</b>		Ferramenta pneumática para cola		<b>BT1009</b>		Kit de selagem e autocolante baseado no polímero híbrido para ligação e selagem das folhas da janela BT1001- BT1007 e junções internas e externas (600 ml)	
<b>79G606</b>		Cola PUR de 1 componente		<b>TA9146</b>		Escova de reparação	
<b>79G607</b>		Limpador de cola		<b>TG6020</b>		Produto de limpeza (400 ml)	
<b>79G611</b>		Cola PUR de 1 componente para cunhas (310 ml)		<b>TG6021</b>		Gel de limpeza para revestimento do aro (500 ml)	
<b>79G612</b>		Cola PUR de 1 componente para cunhas (580 ml)		<b>TG6022</b>		Conjunto de 50 limpavidros descartáveis	
<b>79G622</b>		Cola		<b>TG6023</b>		Limpador para superfícies anodizadas	
<b>BT1008</b>		Espuma de PE elástica que acompanha os movimentos das junções até 50% e ideal para selagem em redor das junções de alumínio. Proporciona um isolamento durável e tem propriedades especiais de isolamento de som (750 ml)		<b>TG6024</b>		Conservador para superfícies anodizadas	

**Ferramentas e consumíveis**

## Consumíveis

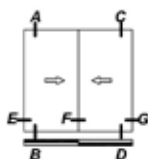
Nº	(MM)	DESCRIÇÃO	DESENHO
<b>TG6025</b>		Conjunto de manutenção para superfícies anodizadas	
<b>TG6026</b>		Limpador para superfícies revestidas	
<b>TG6027</b>		Conservador para superfícies revestidas	



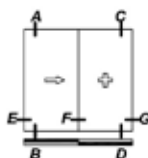
# Secções

## Secções

2 rails / 3 rails



	<b>D9V004 / D9V005</b> TGD1200 / TGD1201		<b>KU0015 / D9V004</b> TGD4005 / TGD1200	
<b>A</b>	ART2-SEC-102	85	ART2-SEC-047	89
<b>B</b>	ART2-SEC-025	85	-	-
<b>C</b>	ART2-SEC-104	86	ART2-SEC-048	89
<b>D</b>	ART2-SEC-103	86	-	-
<b>E</b>	ART2-SEC-105	87	ART2-SEC-049	90
<b>F</b>	ART2-SEC-026	88	ART2-SEC-050	91
<b>G</b>	ART2-SEC-106	87	ART2-SEC-051	90



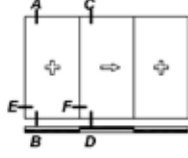
	<b>D9V005 / D9V004</b> TGD1201 / TGD1200		<b>KU0015 / D9V004</b> TGD4005 / TGD1200	
<b>A</b>	ART2-SEC-002	92	ART2-SEC-034	96
<b>B</b>	ART2-SEC-016	92	-	-
<b>C</b>	ART2-SEC-004	93	ART2-SEC-035	96
<b>D</b>	ART2-SEC-003	93	-	-
<b>E</b>	ART2-SEC-005	94	ART2-SEC-036	97
<b>F</b>	ART2-SEC-006	95	ART2-SEC-037	98
<b>G</b>	ART2-SEC-007	94	ART2-SEC-038	97

	<b>D9V005 / D9V004 + CO0237 (40 mm)</b> TGD1201 / TGD1200 + TGD4006		<b>KU0015 / D9V004 + CO0237 (46 mm)</b> TGD4005 / TGD1200 + TGD4006	
<b>A</b>	ART2-SEC-012	99	ART2-SEC-014	104
<b>B</b>	ART2-SEC-011	99	ART2-SEC-013	104
<b>C</b>	ART2-SEC-095	100	ART2-SEC-099	103
<b>D</b>	ART2-SEC-096	100	ART2-SEC-100	103
<b>E</b>	ART2-SEC-015	101	ART2-SEC-109	105
<b>F</b>	ART2-SEC-097	102	ART2-SEC-110	106
<b>G</b>	ART2-SEC-098	101	ART2-SEC-111	105

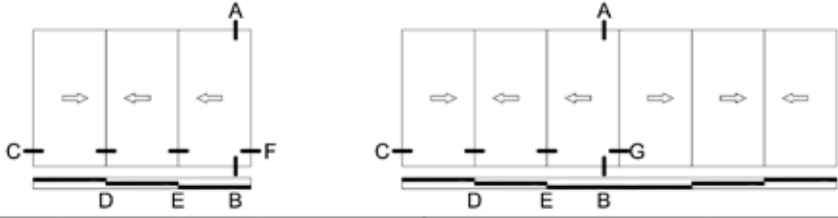
Para mais secções: consulte a TECHNAL.


# Secções


2 rails / 3 rails


					
		<b>D9V005 / D9V004</b> TGD1201 / TGD1200		<b>KU0015 / D9V004</b> TGD4005 / TGD1200	
<b>A</b>	ART2-SEC-059	107	ART2-SEC-064	109	
<b>B</b>	ART2-SEC-060	107	-	-	
<b>C</b>	ART2-SEC-061	108	ART2-SEC-065	110	
<b>D</b>	ART2-SEC-062	108	-	-	
<b>E</b>	ART2-SEC-063	109	ART2-SEC-066	110	
<b>F</b>	ART2-SEC-401		ART2-SEC-067	111	

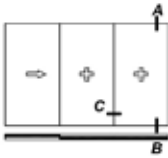
		<b>D9V005 / D9V004</b> TGD1201 / TGD1200		<b>KU0015 / D9V004</b> TGD4005 / TGD1200	
<b>A</b>	ART2-SEC-301	125	ART2-SEC-075	127	
	ART2-SEC-073	125	ART2-SEC-076	127	
	ART2-SEC-074	126	ART2-SEC-077	128	
	ART2-SEC-302	126	ART2-SEC-078	128	

					
		<b>D9V004 / D9V005</b> TGD1200 / TGD1201		<b>KU0015 / D9V004</b> TGD4005 / TGD1200	
<b>A</b>	ART2-SEC-085	114	ART2-SEC-090	120	
<b>B</b>	ART2-SEC-086	115	-	-	
<b>C</b>	ART2-SEC-201	116	ART2-SEC-091	121	
<b>D</b>	ART2-SEC-087	117	ART2-SEC-092	122	
<b>E</b>	ART2-SEC-088	118	ART2-SEC-093	123	
<b>F</b>	ART2-SEC-089	119	ART2-SEC-094	124	

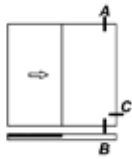
					
		<b>D9V004 / D9V005</b> TGD1200 / TGD1201		<b>KU0015 / D9V004</b> TGD4005 / TGD1200	
<b>A</b>	ART2-SEC-301	125	ART2-SEC-075	127	
	ART2-SEC-073	125	ART2-SEC-076	127	
	ART2-SEC-074	126	ART2-SEC-077	128	
	ART2-SEC-302	126	ART2-SEC-078	128	

				
<b>D9V005 / D9V004</b> TGD1201 / TGD1200			<b>KU0015 / D9V004</b> TGD4005 / TGD1200	
<b>A</b>	ART2-SEC-502	129	ART2-SEC-079	130

				
<b>D9V004 / D9V005</b> TGD1200 / TGD1201			<b>KU0015 / D9V004</b> TGD4005 / TGD1200	
	ART2-SEC-501	131	ART2-SEC-080	132

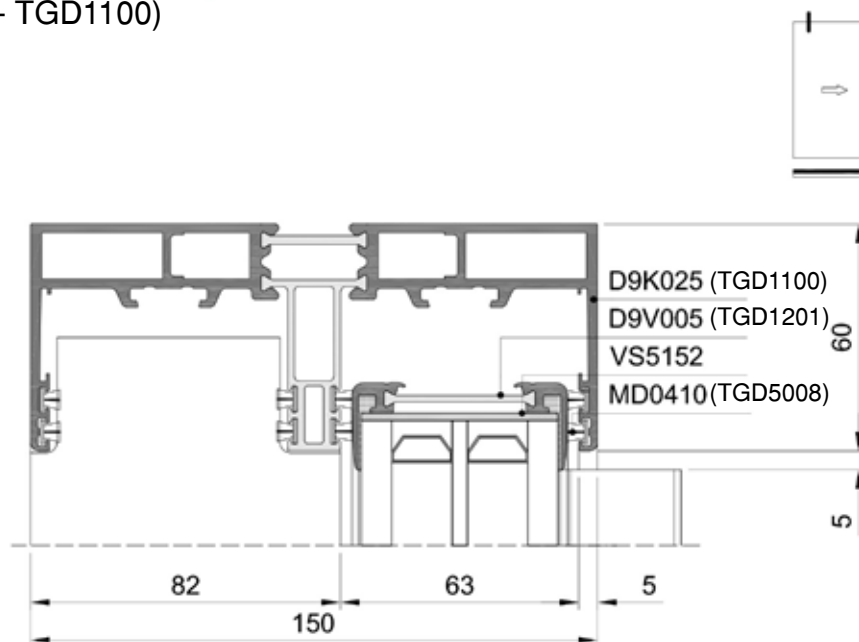
				
<b>D9V004 / D9V005</b> TGD1200 / TGD1201			<b>KU0015 / D9V004</b> TGD4005 / TGD1200	
<b>A</b>	ART2-SEC-081	133	ART2-SEC-083	134
<b>B</b>	ART2-SEC-082	133	-	-
<b>C</b>	ART2-SEC-451	134	ART2-SEC-084	135

		135		
<b>A</b>	ART2-SEC-009	136		
<b>B</b>	ART2-SEC-008	136		
<b>C</b>	ART2-SEC-010			

				
		137		
<b>A</b>	ART2-SEC-452			

**D9V004/D9V005-D9K025 - TOPO, ESQUERDA**  
(TGD1200 / TGD1201 - TGD1100)

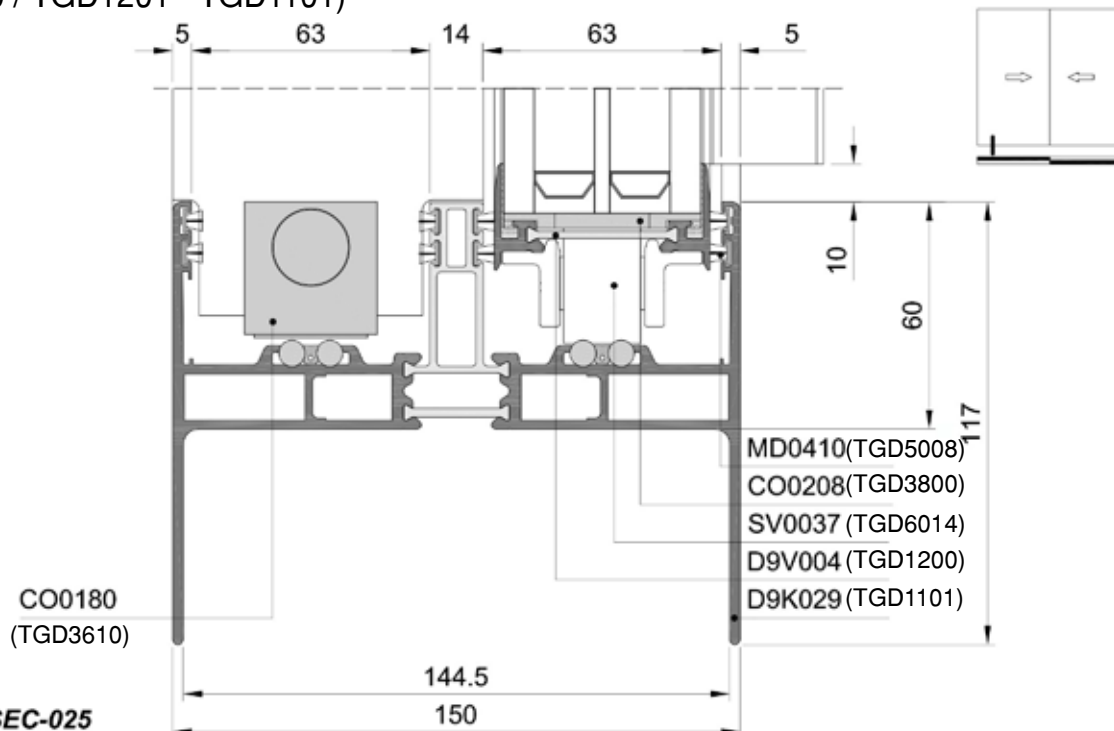
50%

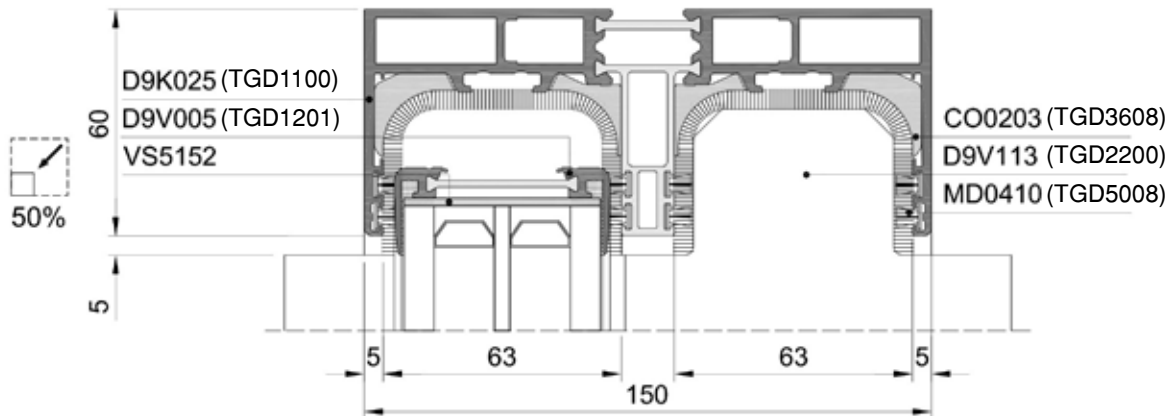
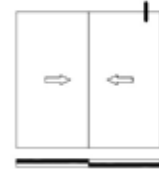
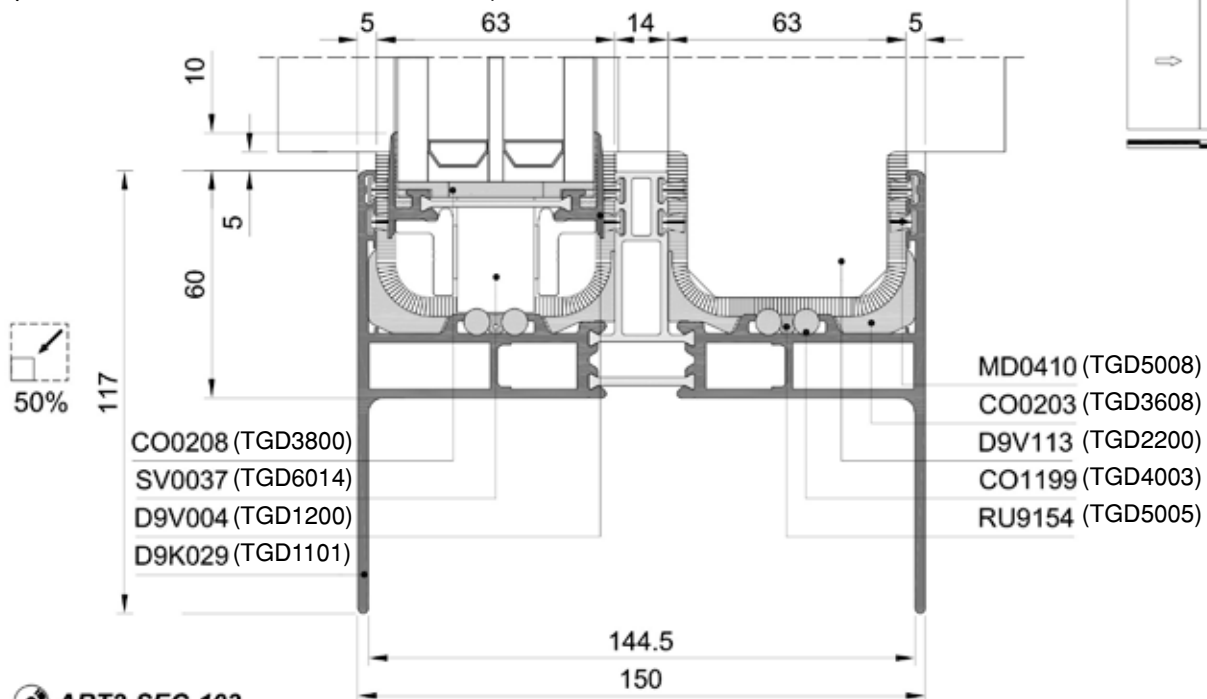
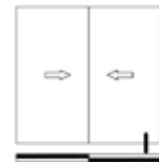


**ART2-SEC-102**

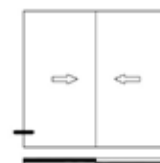
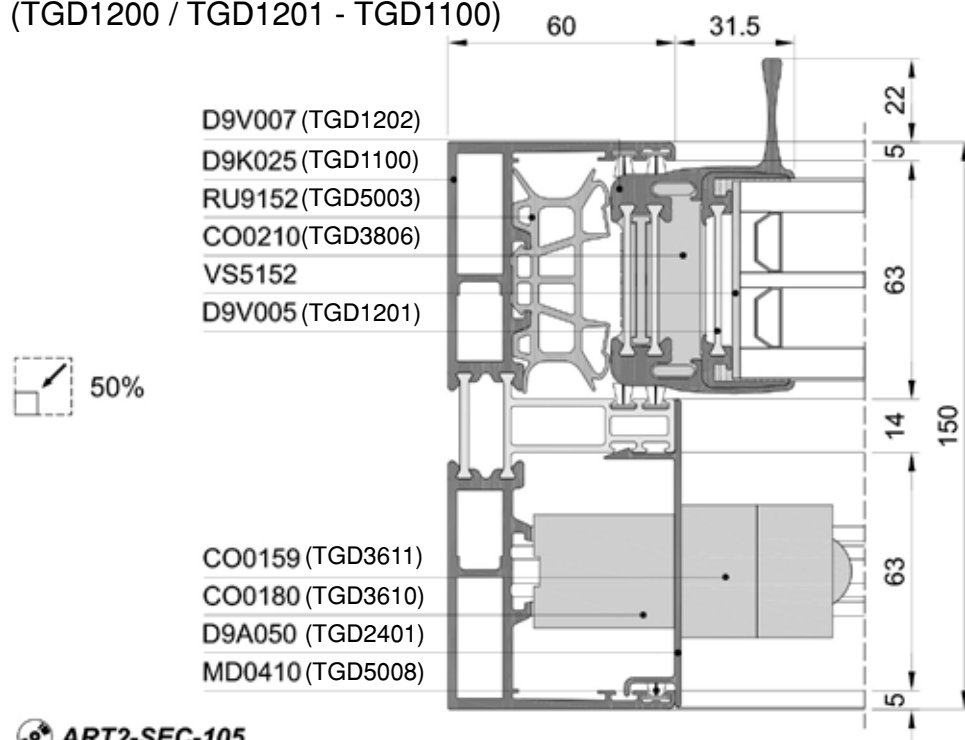
**D9V004/D9V005-D9K029 - FUNDO, ESQUERDA**  
(TGD1200 / TGD1201 - TGD1101)

50%

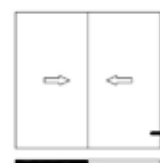
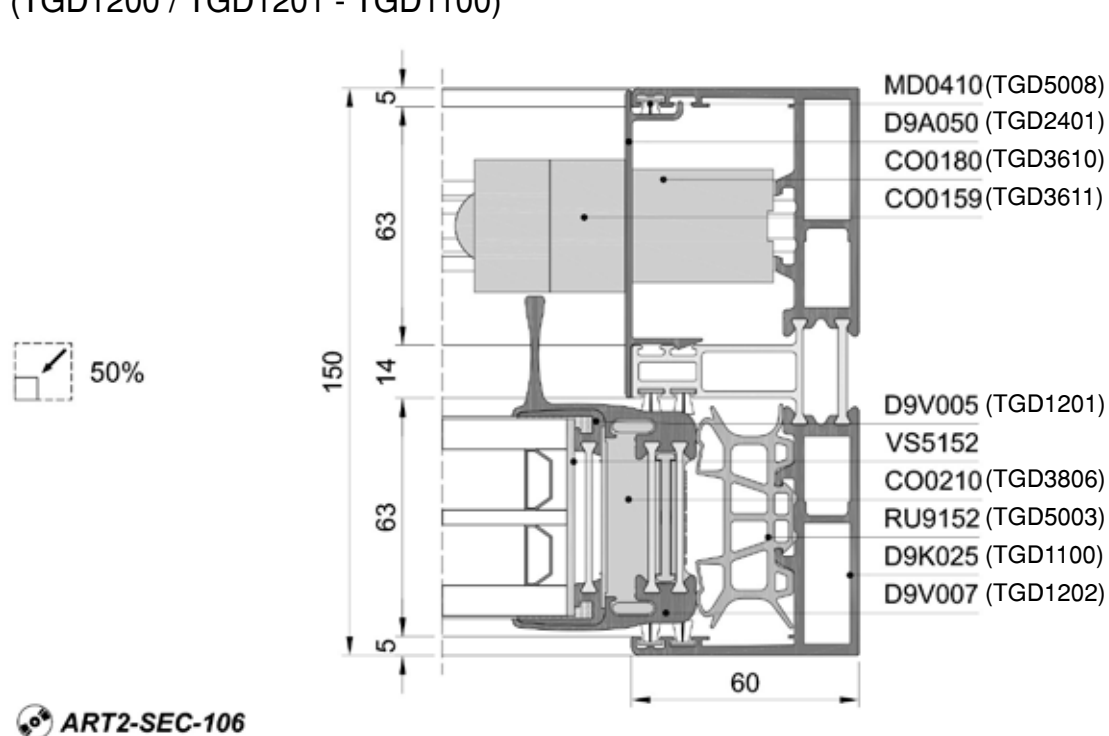


**D9V004/D9V005-D9K025 - TOPO, DIREITA**  
(TGD1200 / TGD1201 - TGD1100)**ART2-SEC-104****D9V004/D9V005-D9K025 - FUNDO, DIREITA**  
(TGD1200 / TGD1201 - TGD1100)**ART2-SEC-103**

### D9V004/D9V005-D9K025 - ESQUERDA (TGD1200 / TGD1201 - TGD1100)



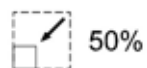
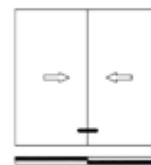
### D9V004/D9V005-D9K025 - DIREITA (TGD1200 / TGD1201 - TGD1100)



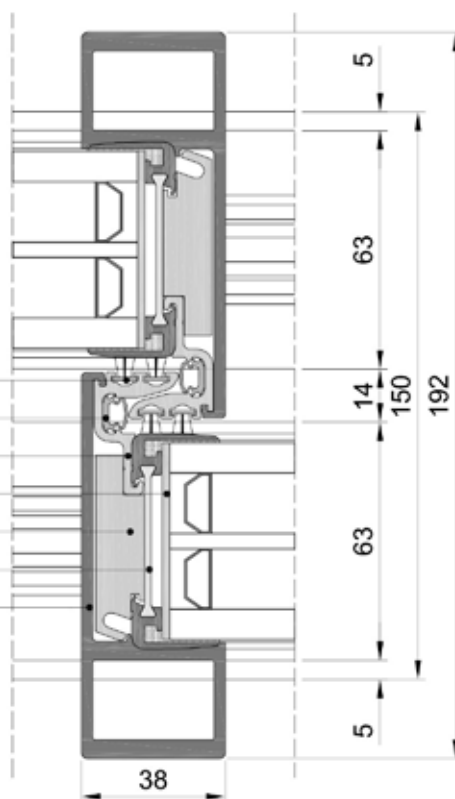
**D9V004/D9V005-D9V113 - CENTRO**  
(TGD1200 / TGD1201 - TGD2200)

## Secções

2 rails

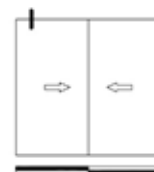


MD0410 (TGD5008)  
RU9121 (TGD5002)  
KU0012 (TGD4004)  
VS5152  
CO0207 (TGD3804)  
D9V005 (TGD1201)  
D9V113 (TGD2200)

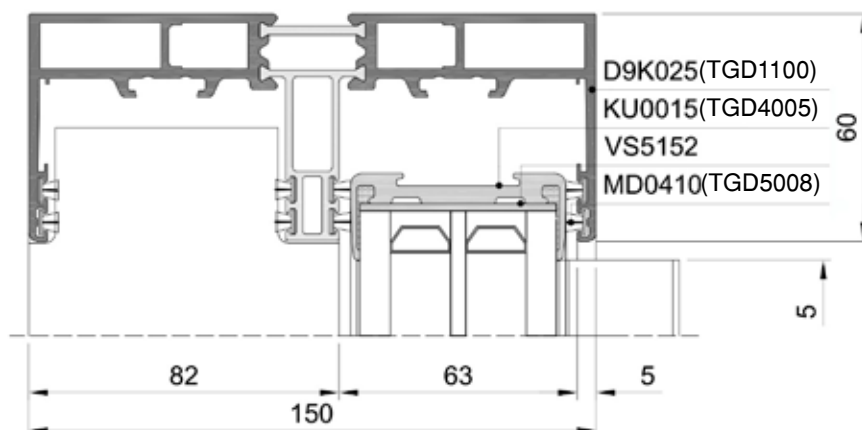




### KU0015/D9V004-D9K025 - TOPO, ESQUERDA (TGD4005 / TGD1200 - TGD1100)

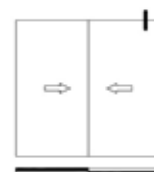


50%

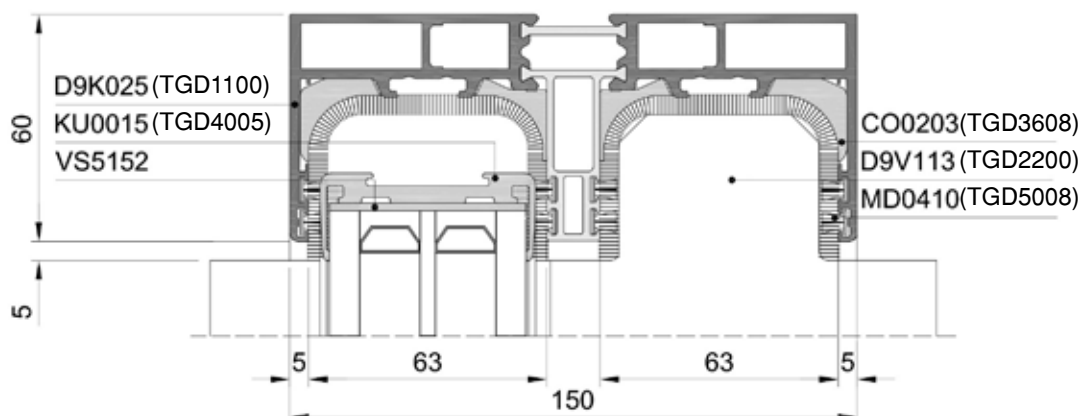


### ART2-SEC-047

### KU0015/D9V004-D9K025 - TOPO, DIREITA (TGD4005 / TGD1200 - TGD1100)



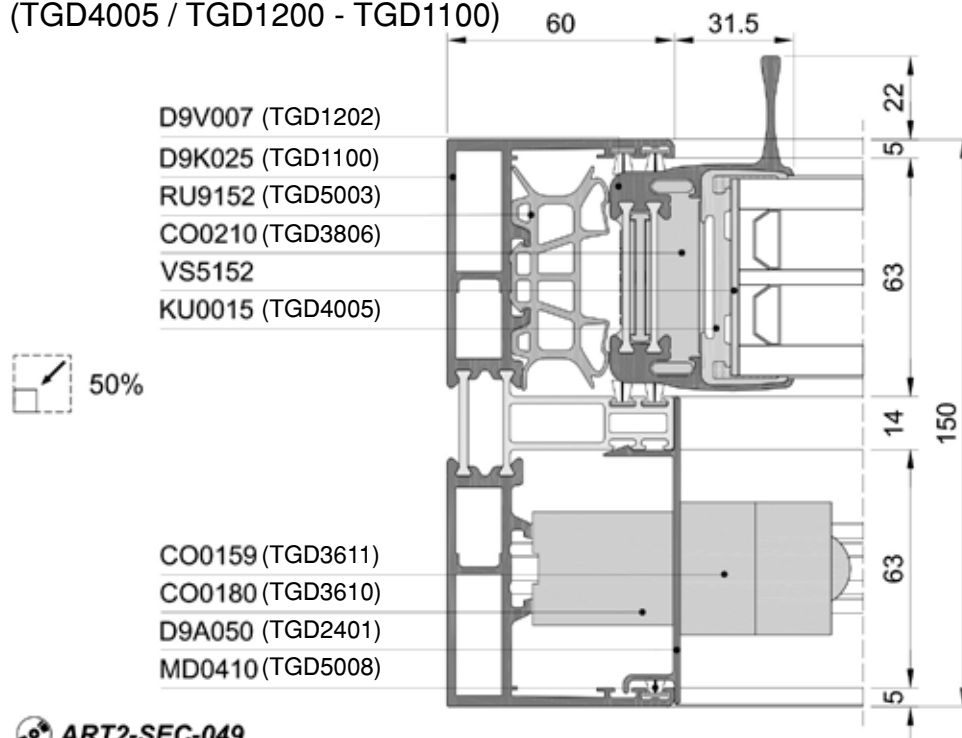
50%



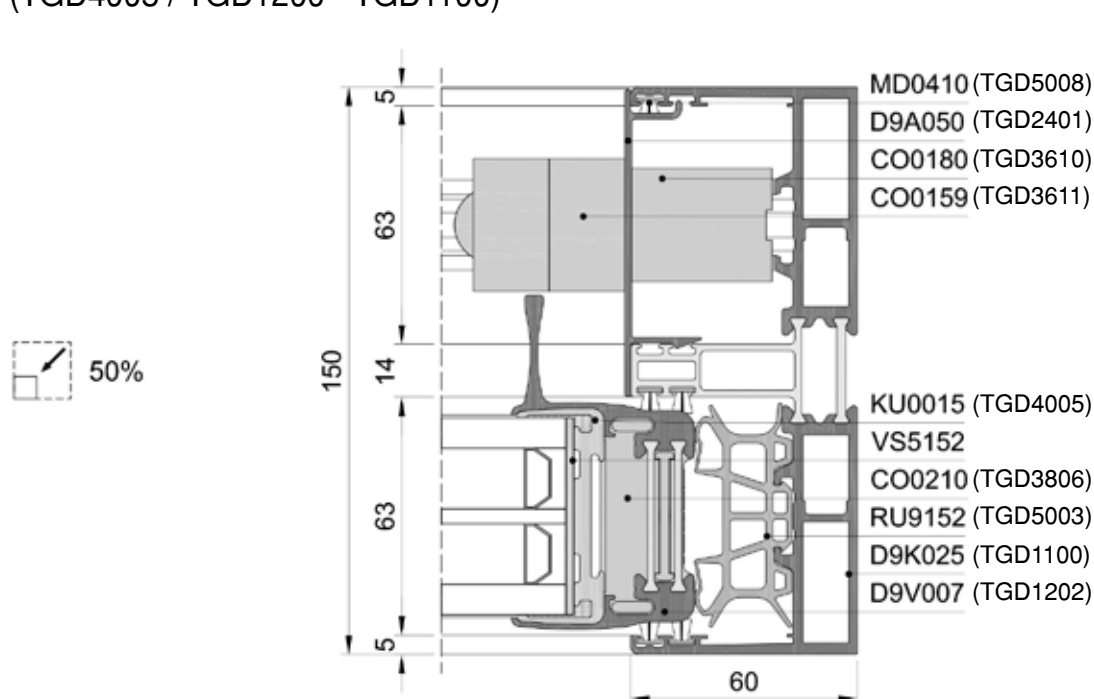
### ART2-SEC-048

**Secções**

2 rails

**KU0015/D9V004-D9K025 - ESQUERDA**  
(TGD4005 / TGD1200 - TGD1100)

ART2-SEC-049

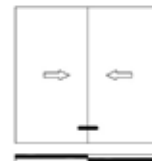
**KU0015/D9V004-D9K025 - DIREITA**  
(TGD4005 / TGD1200 - TGD1100)


ART2-SEC-051

# Secções

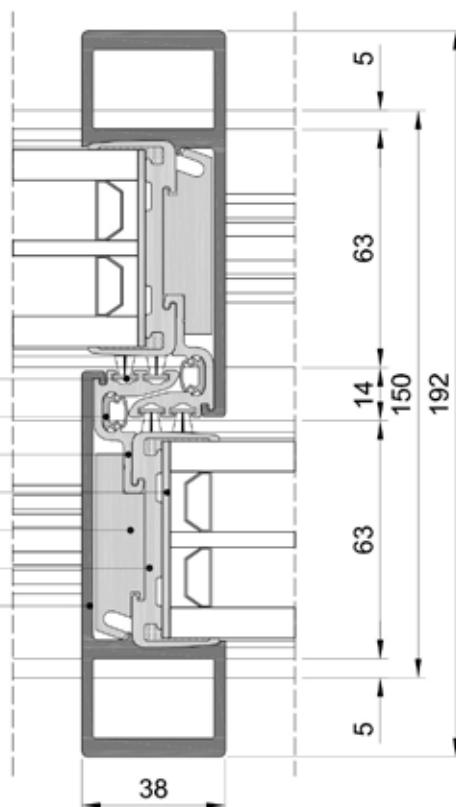
2 rails

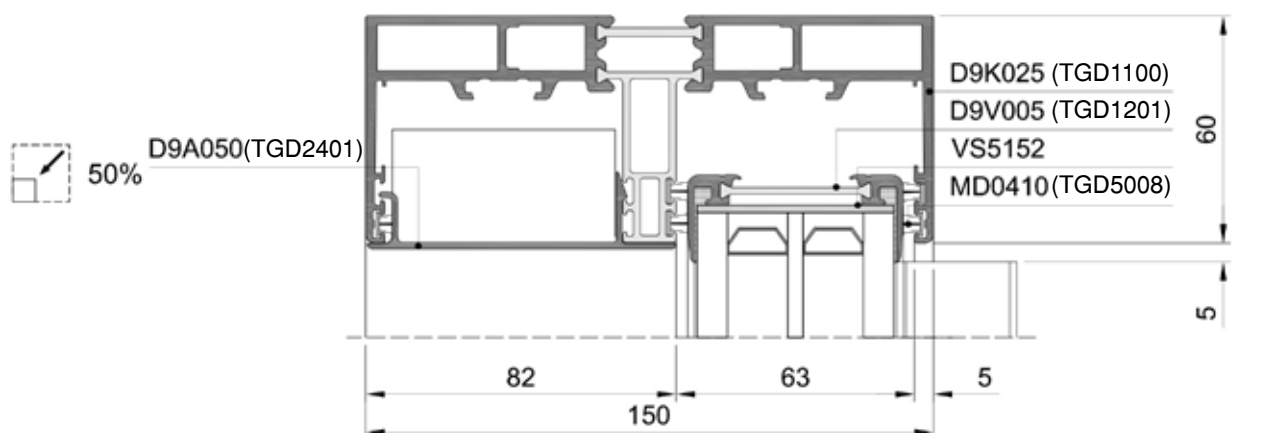
**KU0015/D9V004-D9V113 - CENTRO**  
(TGD4005 / TGD1200 - TGD2200)



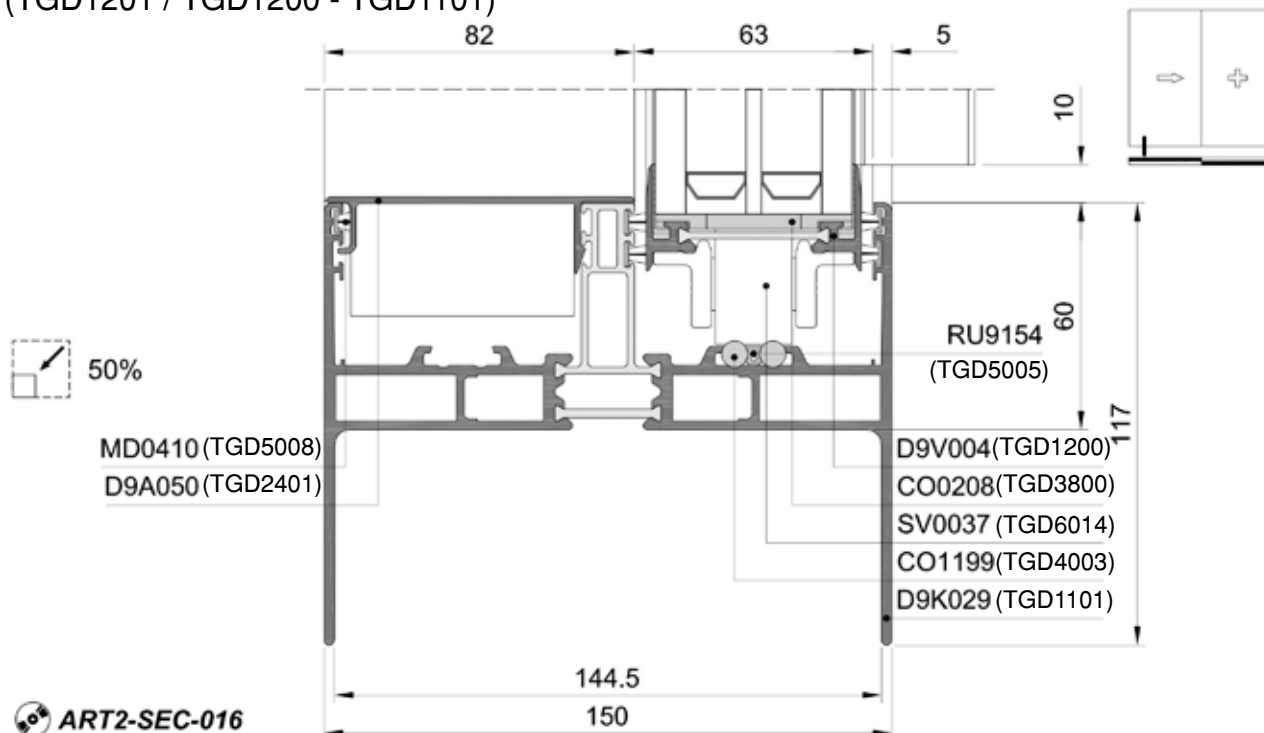
 50%

- MD0410 (TGD5008)
- RU9121 (TGD5002)
- KU0012 (TGD4004)
- VS5152
- CO0207 (TGD3804)
- KU0015 (TGD4005)
- D9V113 (TGD2200)



**D9V005/D9V004-D9K025 - TOPO, ESQUERDA**  
(TGD1201 / TGD1200 - TGD1100)

ART2-SEC-002

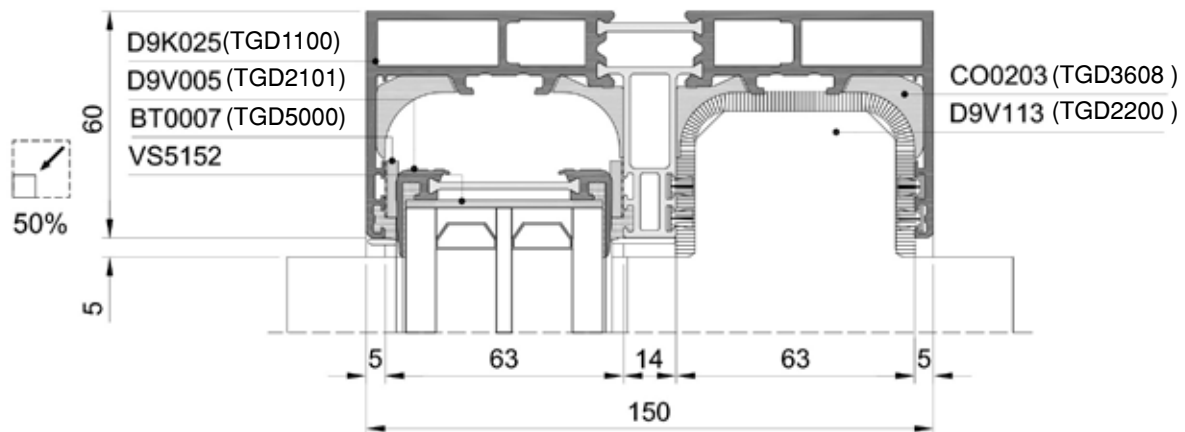
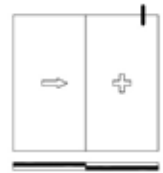
**D9V005/D9V004-D9K029 - FUNDO, ESQUERDA**  
(TGD1201 / TGD1200 - TGD1101)

ART2-SEC-016

# Secções

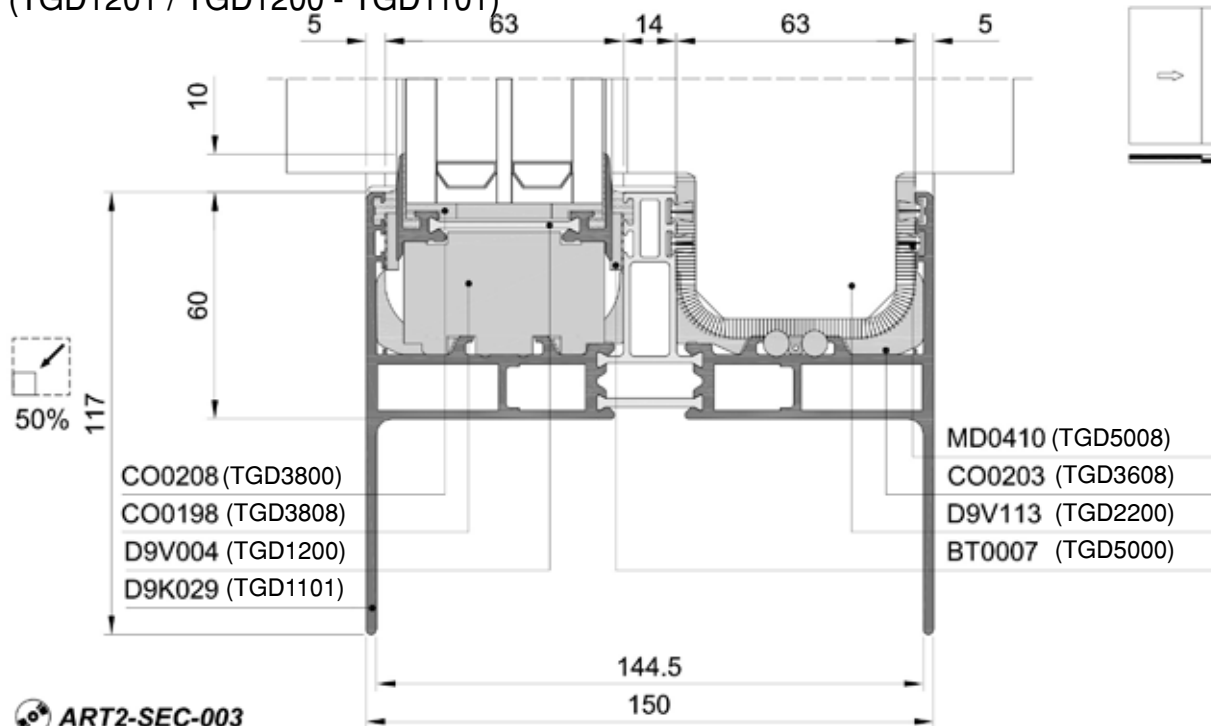
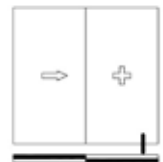
2 rails - Móvel - Fixo

**D9V005/D9V004-D9K025 - TOPO, DIREITA**  
(TGD1201 / TGD1200 - TGD1100)



**ART2-SEC-004**

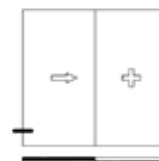
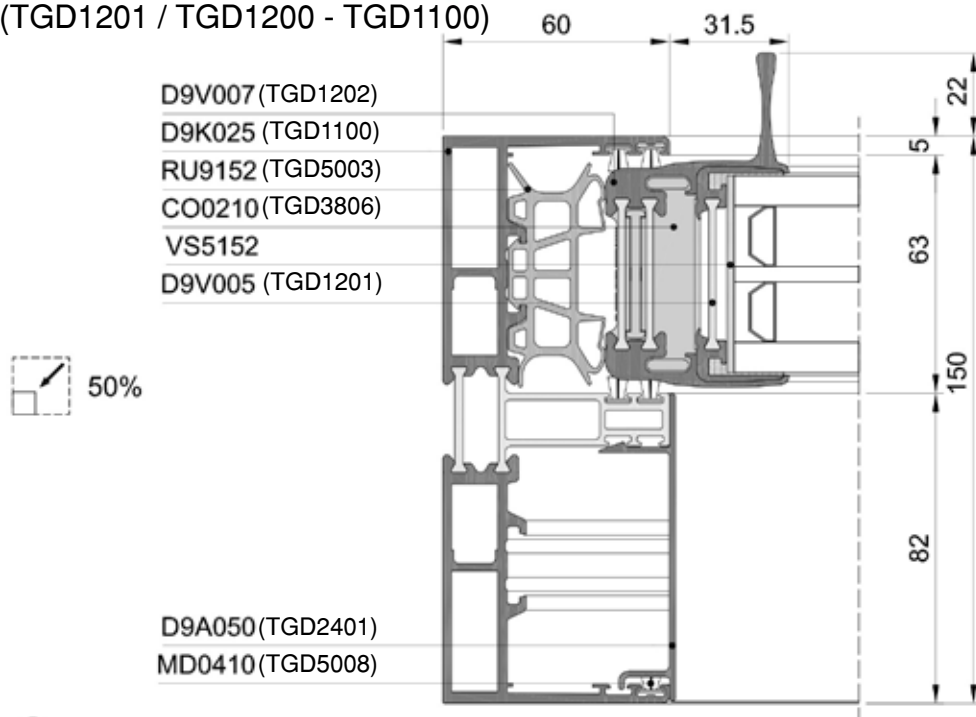
**D9V005/D9V004-D9K029 - FUNDO, DIREITA**  
(TGD1201 / TGD1200 - TGD1101)



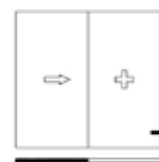
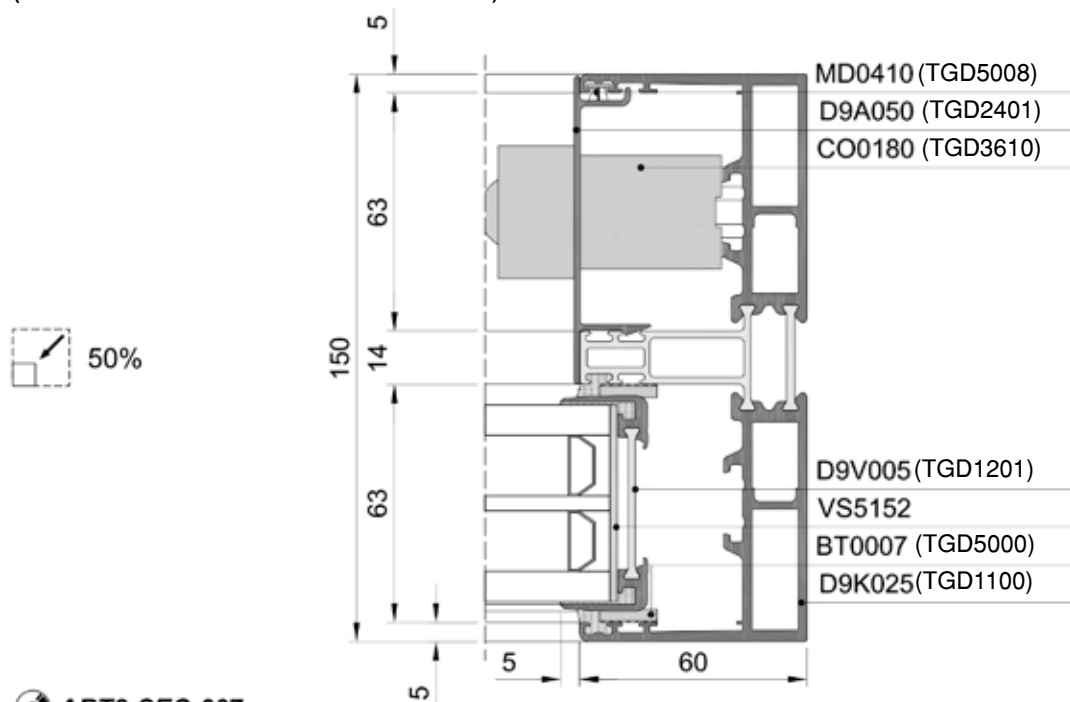
**ART2-SEC-003**

**Secções**

2 rails - Móvel - Fixo

**D9V005/D9V004-D9K025 - ESQUERDA**  
(TGD1201 / TGD1200 - TGD1100)

ART2-SEC-005

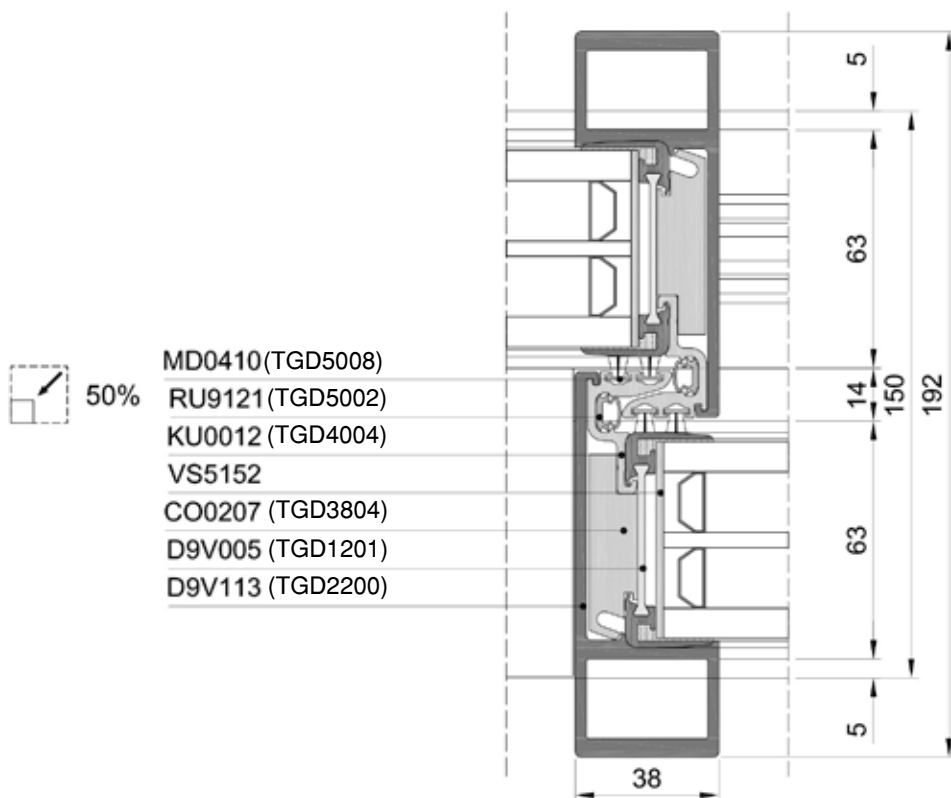
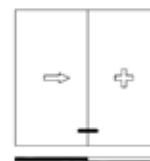
**D9V005/D9V004-D9K025 - DIREITA**  
(TGD1201 / TGD1200 - TGD1100)

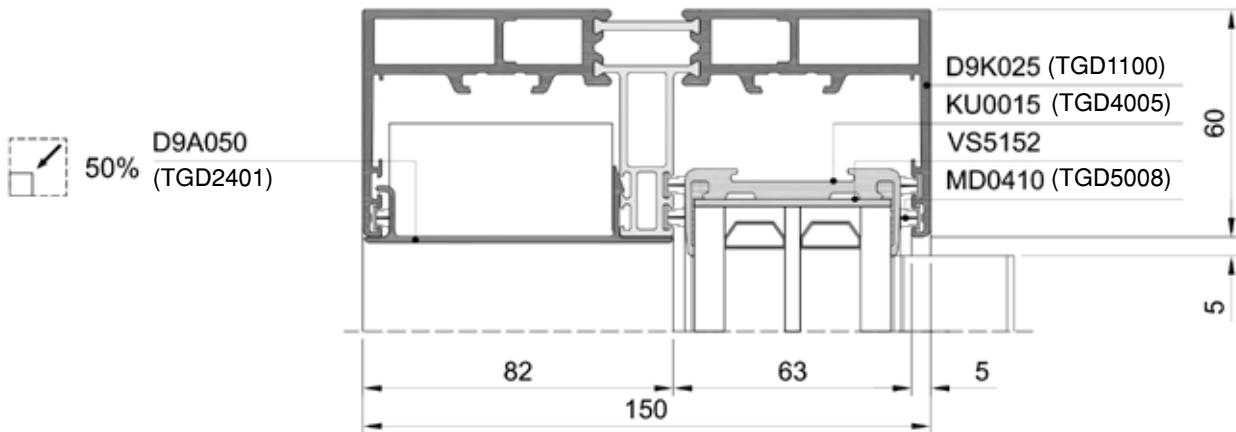
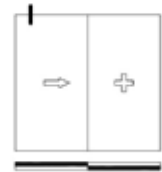
ART2-SEC-007

# Secções

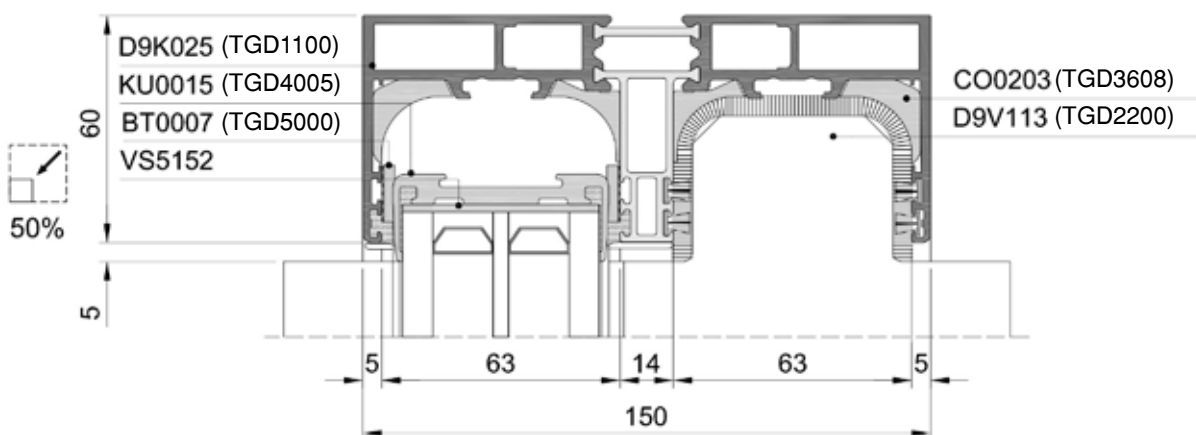
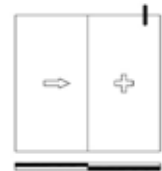
2 rails - Móvel - Fixo

**D9V005/D9V004-D9V113 - CENTRO**  
(TGD1201 / TGD1200 - TGD2200)



**KU0015/D9V004-D9K025 - TOPO, ESQUERDA**  
(TGD4005 / TGD1200 - TGD1100)

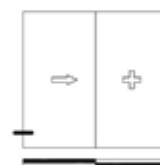
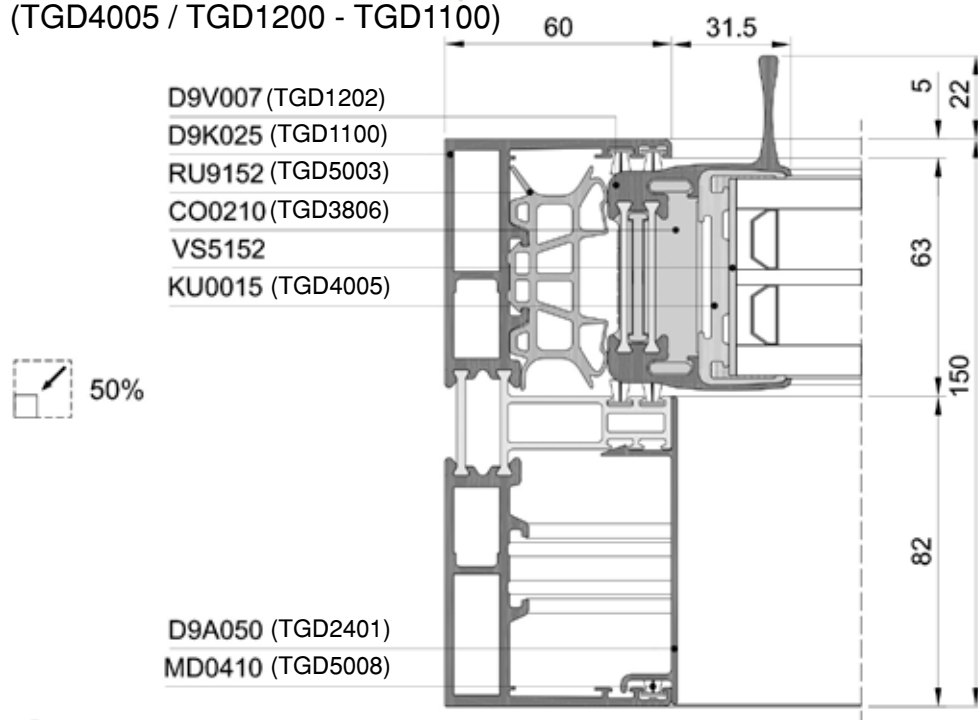
ART2-SEC-034

**KU0015/D9V004-D9K025 - TOPO, DIREITA**  
(TGD4005 / TGD1200 - TGD1100)

ART2-SEC-035

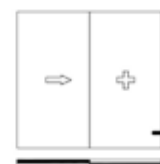
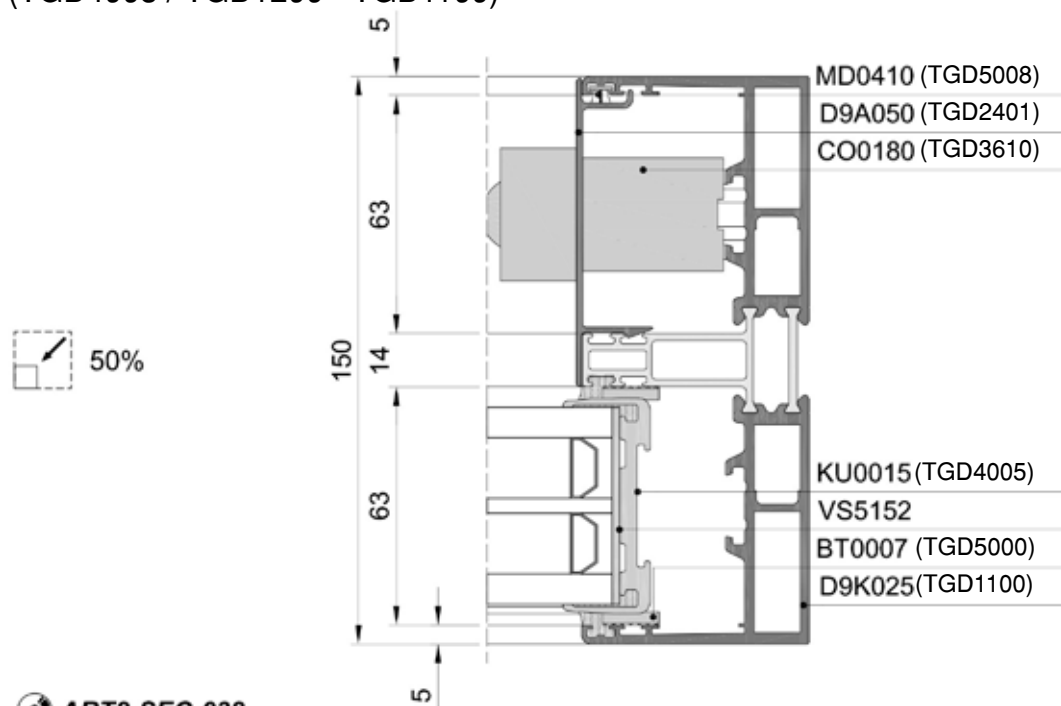


### KU0015/D9V004-D9K025 - ESQUERDA (TGD4005 / TGD1200 - TGD1100)



ART2-SEC-036

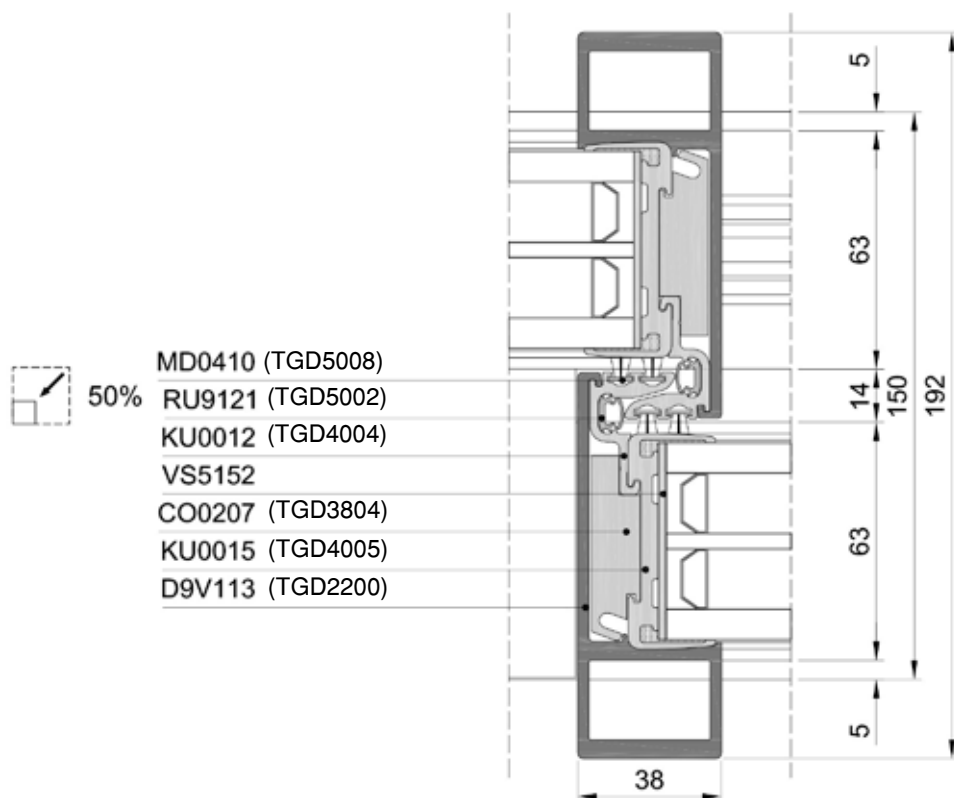
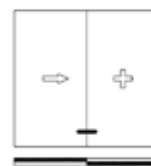
### KU0015/D9V004-D9K025 - DIREITA (TGD4005 / TGD1200 - TGD1100)



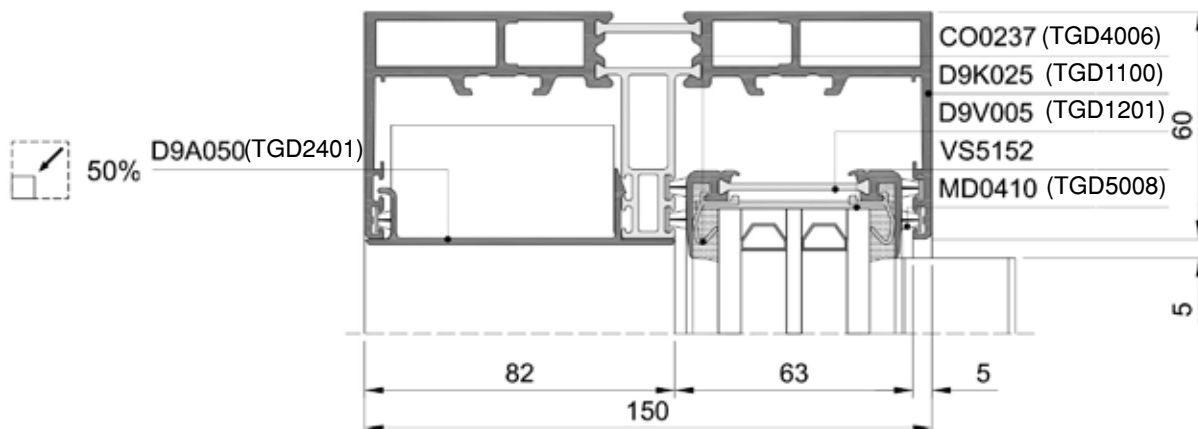
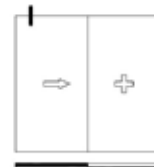
ART2-SEC-038

**Secções**

2 rails - Móvel - Fixo

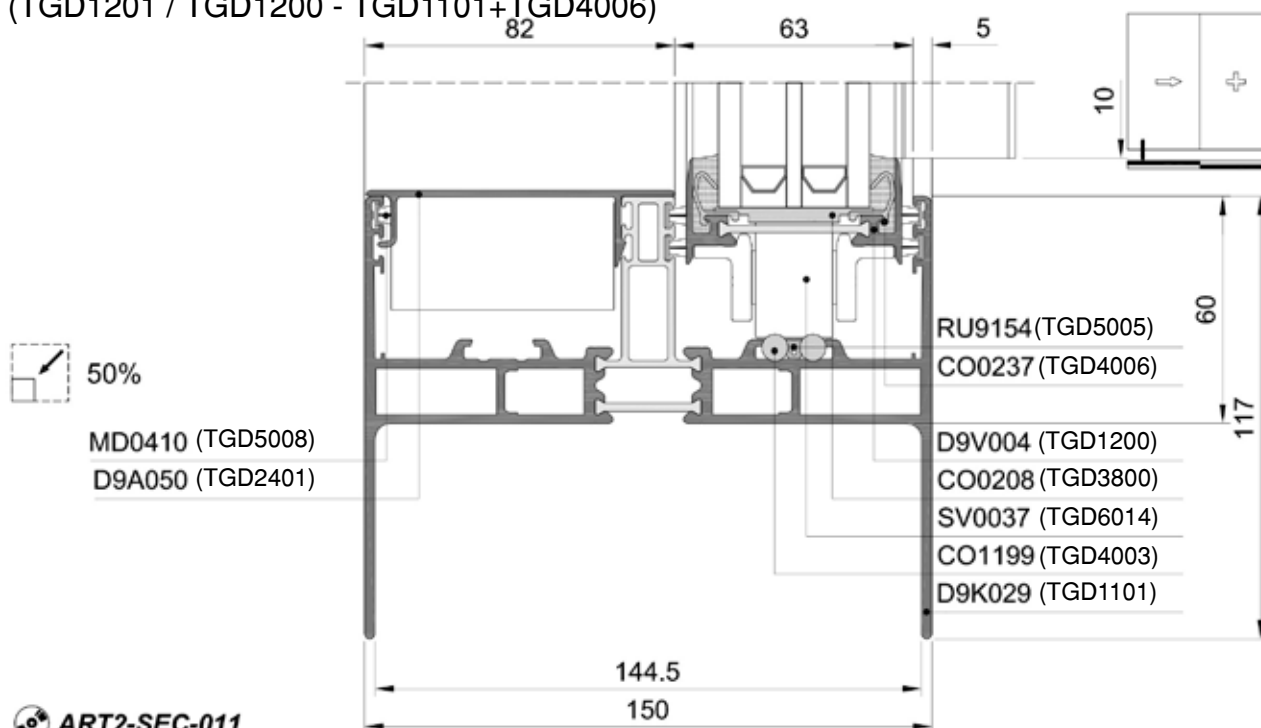
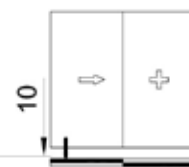
**KU0015/D9V004-D9K025 - CENTRO**  
(TGD4005 / TGD1200 - TGD1100)

### D9V005/D9V004-D9K025+CO0237 (40 MM) - TOPO, ESQUERDA (TGD1201 / TGD1200 - TGD1100+TGD4006)



ART2-SEC-012

### D9V005/D9V004-D9K029+CO0237 (40 MM) - FUNDO, ESQUERDA (TGD1201 / TGD1200 - TGD1101+TGD4006)

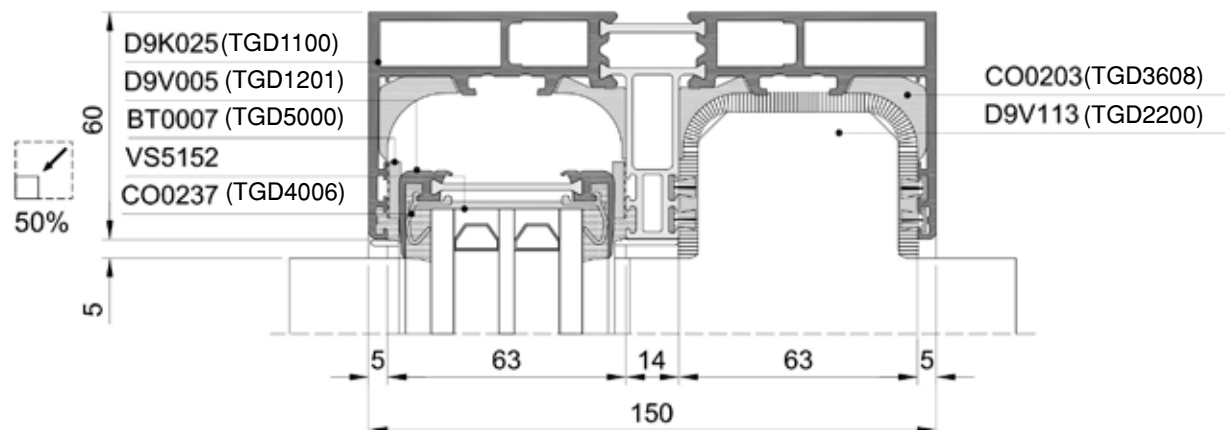
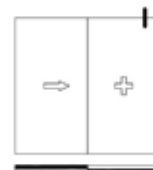


ART2-SEC-011

**Secções**

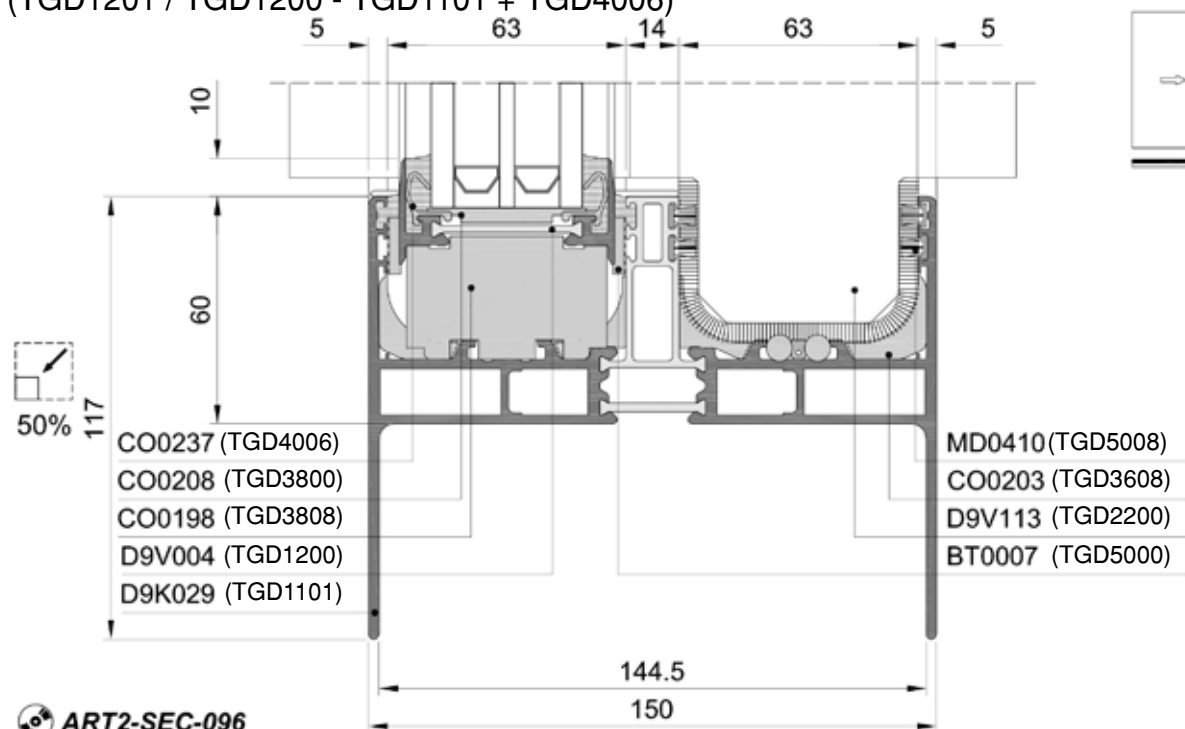
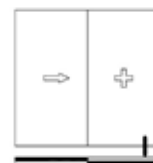
2 rails - Móvel - Fixo

**D9V005/D9V004-D9K025+CO0237 (40 MM) - TOPO, DIREITA**  
(TGD1201 / TGD1200 - TGD1100 + TGD4006)



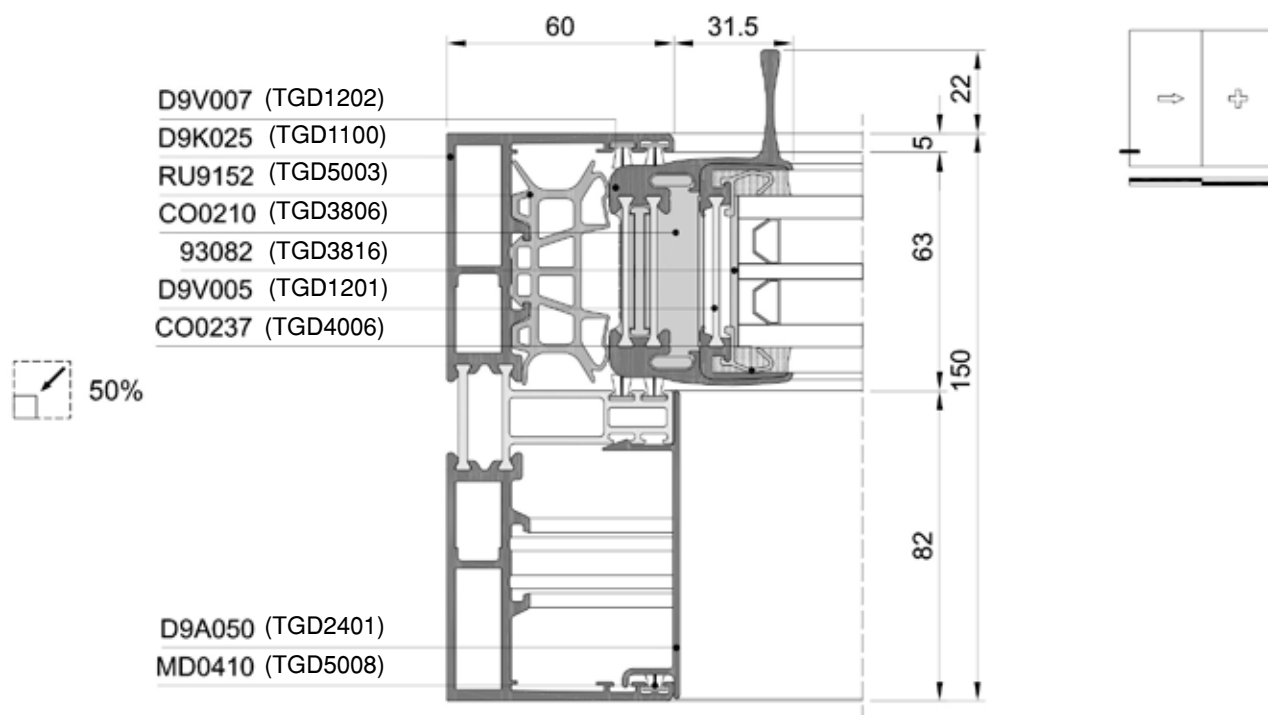
ART2-SEC-095

**D9V005/D9V004-D9K029+CO0237 (40 MM) - FUNDO, DIREITA**  
(TGD1201 / TGD1200 - TGD1101 + TGD4006)

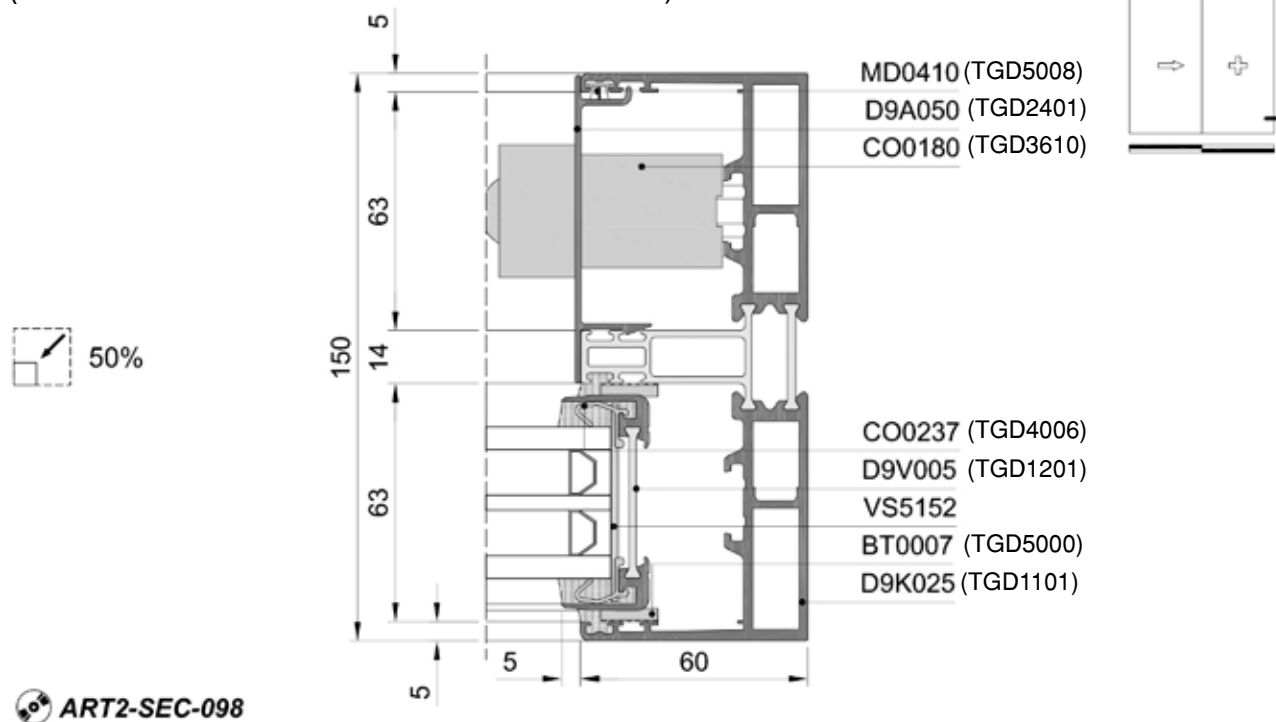


ART2-SEC-096

### D9V005/D9V004-D9K025+CO0237 (40 MM) - ESQUERDA (TGD1201 / TGD1200 - TGD1100 + TGD4006)



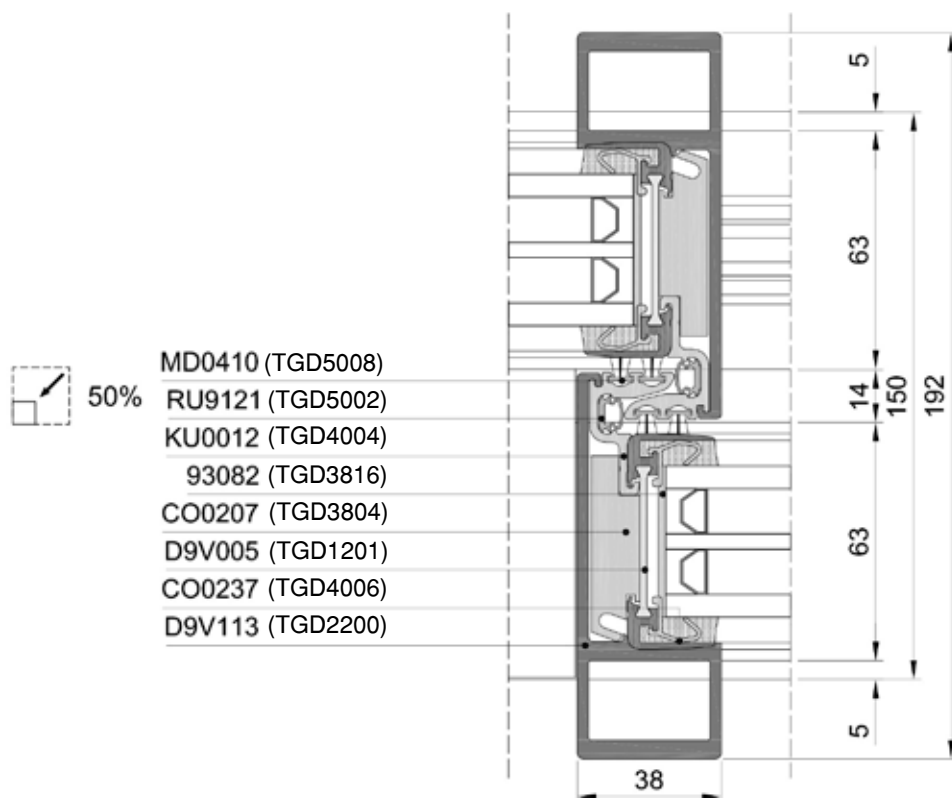
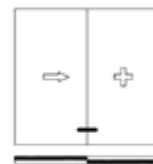
### D9V005/D9V004-D9K025+CO0237 (40 MM) - DIREITA (TGD1201 / TGD1200 - TGD1100 + TGD4006)



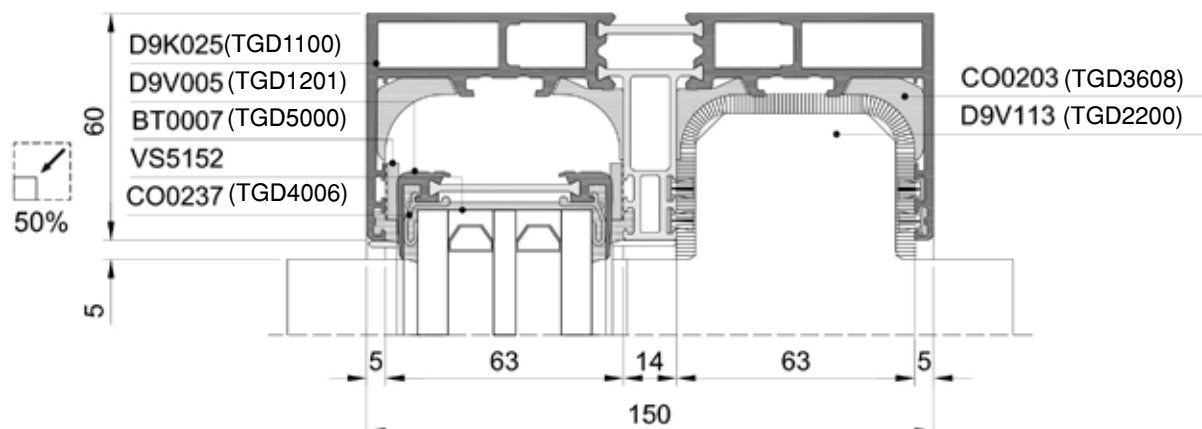
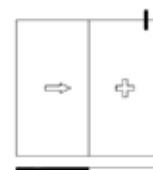
**Secções**

2 rails - Móvel - Fixo

**D9V005/D9V004-D9K025+CO0237 (40 MM) - CENTRO**  
 (TGD1201 / TGD1200 - TGD1100 + TGD4006)

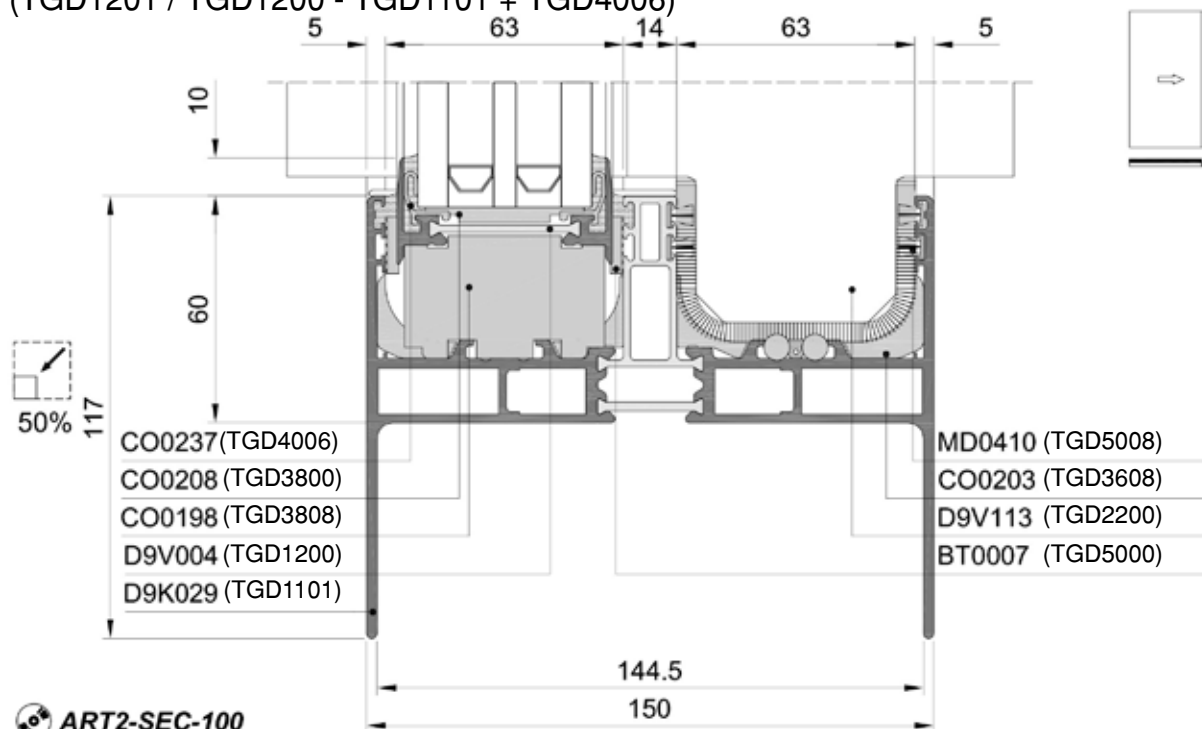
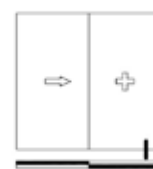


### D9V005/D9V004-D9K025+CO0237 (46 MM) - TOPO, DIREITA (TGD1201 / TGD1200 - TGD1100 + TGD4006)



### ART2-SEC-099

### D9V005/D9V004-D9K029+CO0237 (46 MM) - FUNDO, DIREITA (TGD1201 / TGD1200 - TGD1101 + TGD4006)

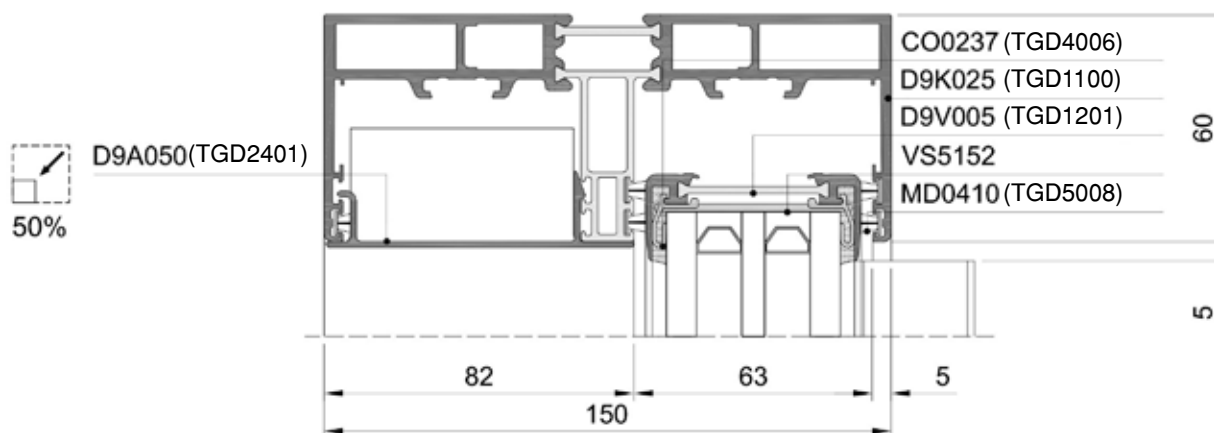
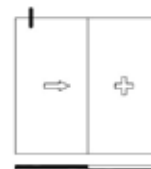


### ART2-SEC-100

**Secções**

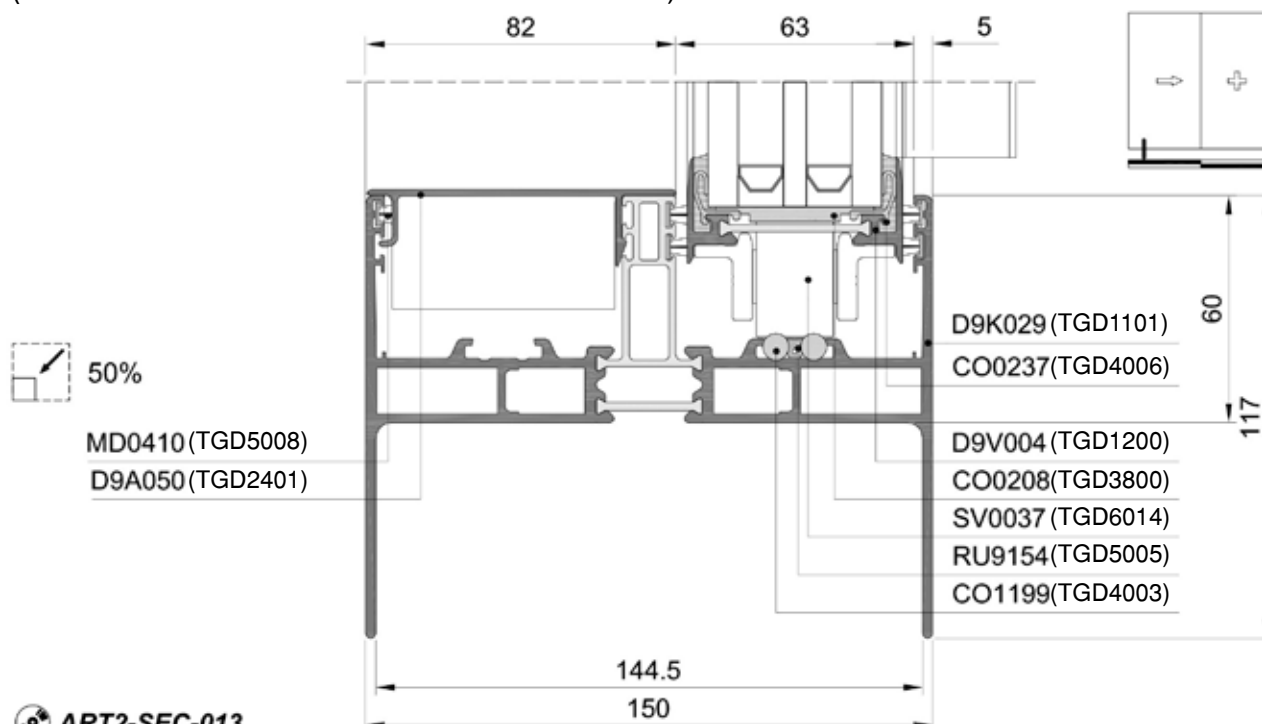
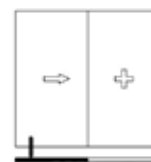
2 rails - Móvel - Fixo

**D9V005/D9V004-D9K025+CO0237 (46 MM) - TOPO, ESQUERDA**  
(TGD1201 / TGD1200 - TGD1100 + TGD4006)



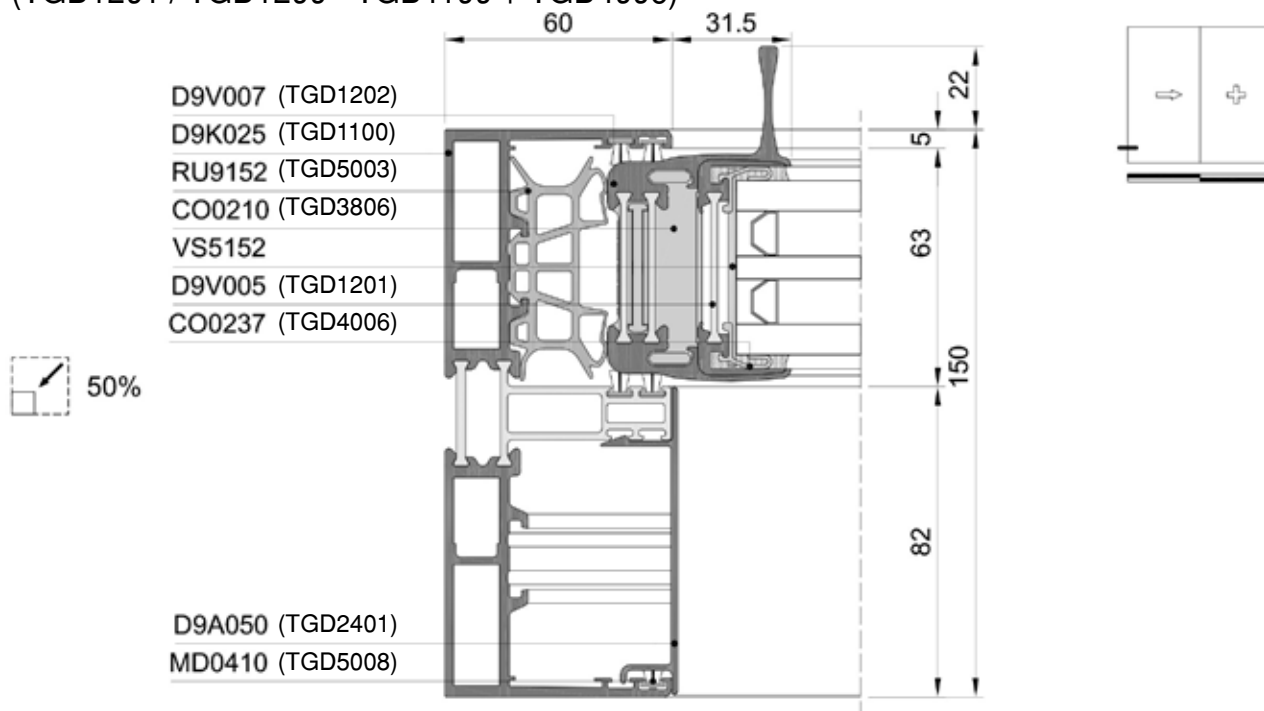
**ART2-SEC-014**

**D9V005/D9V004-D9K029+CO0237 (46 MM) - FUNDO, ESQUERDA**  
(TGD1201 / TGD1200 - TGD1101 + TGD4006)



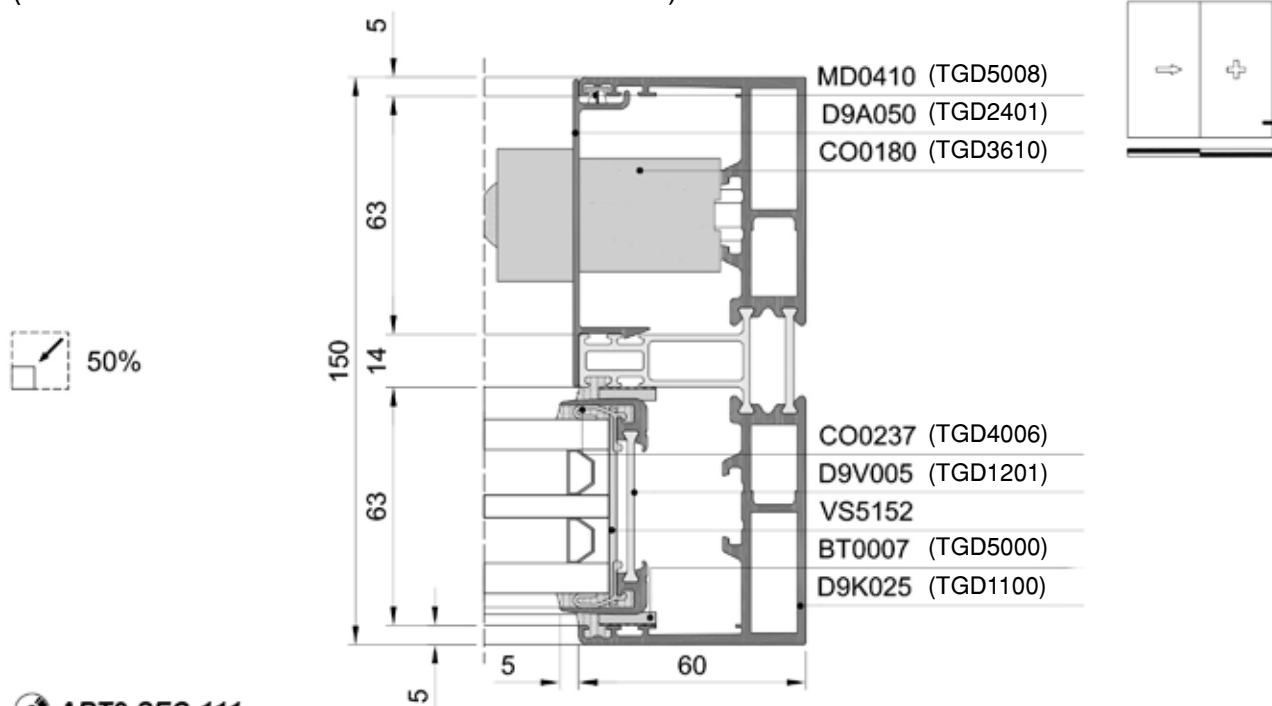


### D9V005/D9V004-D9K025+CO0237 (46 MM) - ESQUERDA (TGD1201 / TGD1200 - TGD1100 + TGD4006)



ART2-SEC-109

### D9V005/D9V004-D9K025+CO0237 (46 MM) - DIREITA (TGD1201 / TGD1200 - TGD1100 + TGD4006)

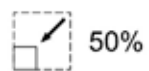
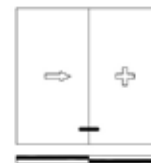


ART2-SEC-111

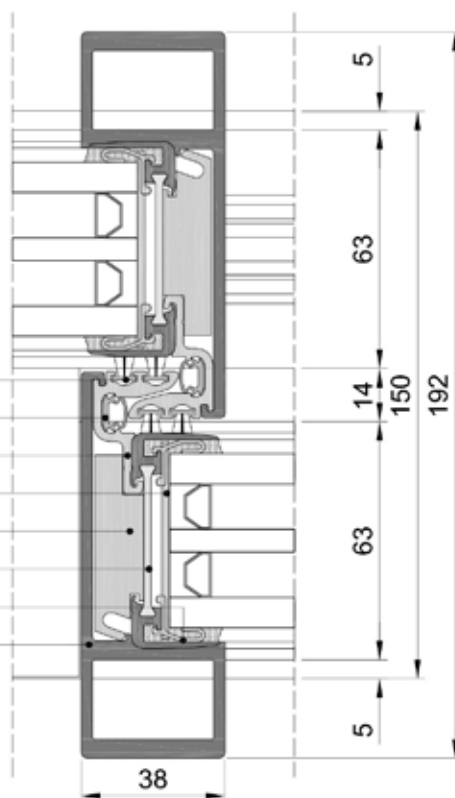
**Secções**

2 rails - Móvel - Fixo

**D9V005/D9V004-D9V113+CO0237 (46 MM) - CENTRO**  
 (TGD1201 / TGD1200 - TGD2200 + TGD4006)



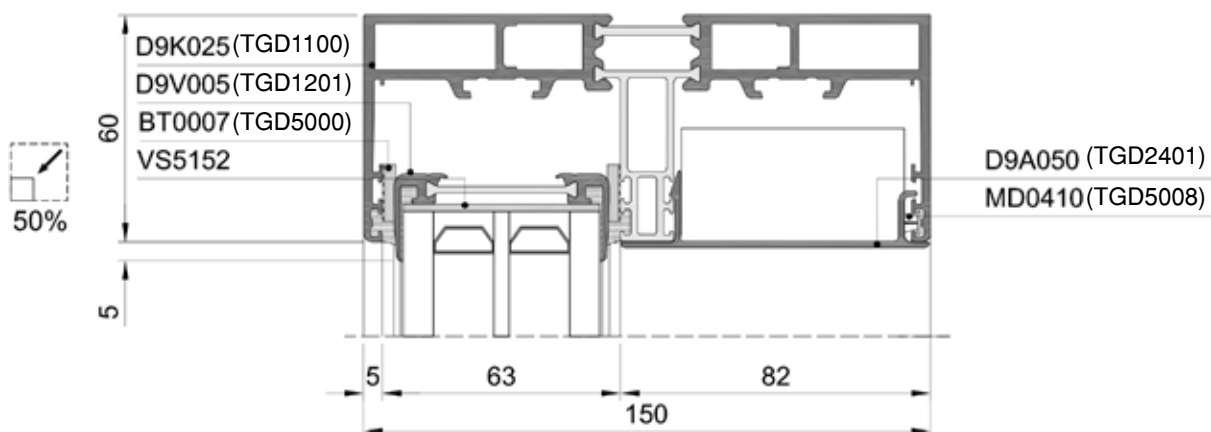
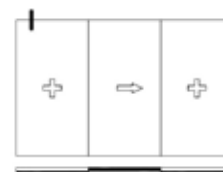
MD0410 (TGD5008)  
 RU9121 (TGD5003)  
 KU0012 (TGD4004)  
 VS5152  
 CO0207 (TGD3804)  
 D9V005 (TGD1201)  
 CO0237 (TGD4006)  
 D9V113 (TGD2200)



# Secções

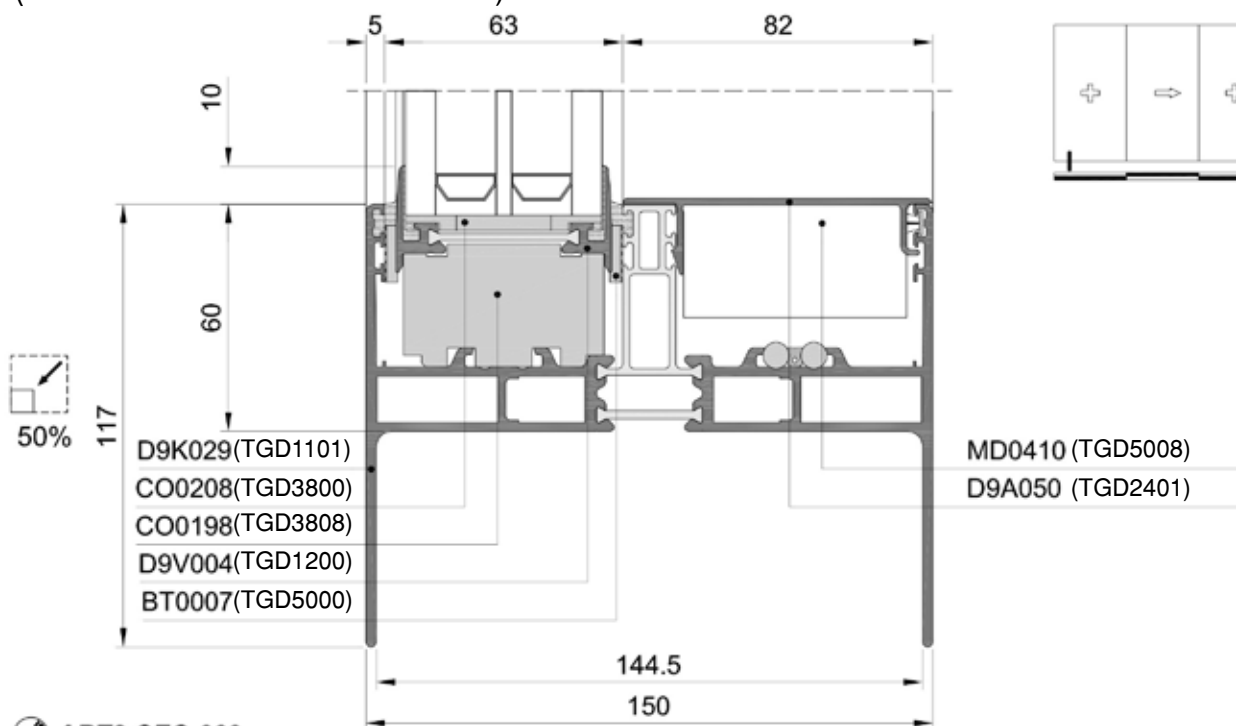
2 rails - Fixo - Móvel - Fixo

**D9V005/D9V004-D9K025 - TOPO, ESQUERDA**  
(TGD1201 / TGD1200 - TGD1100)

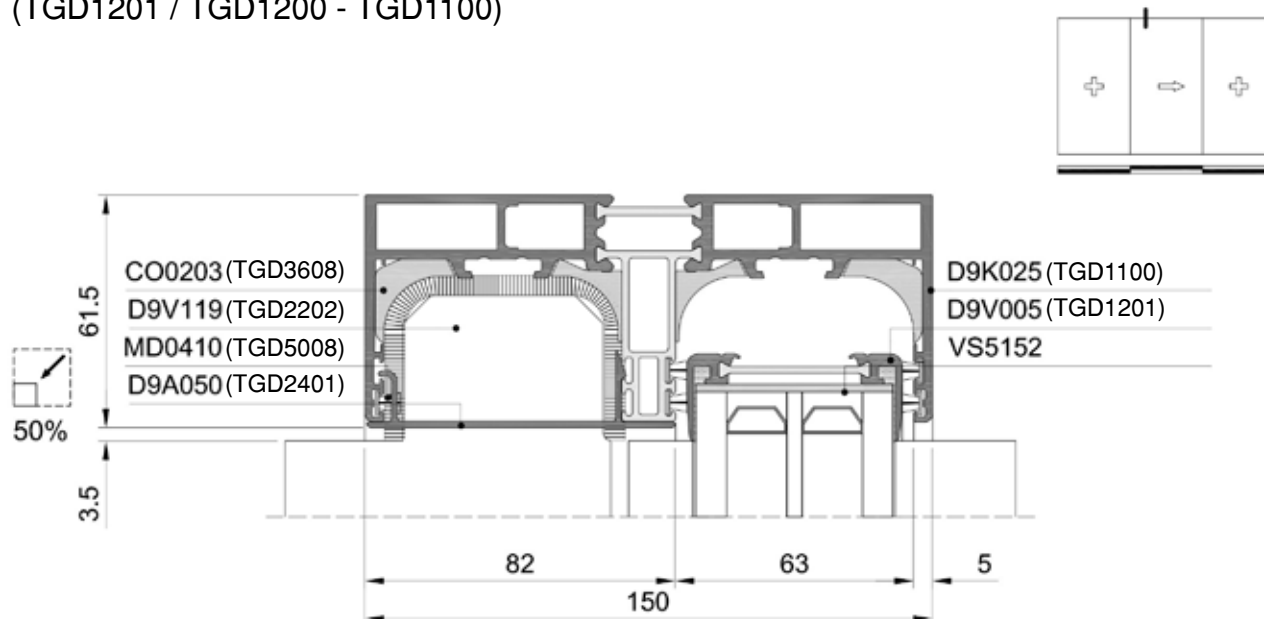


**ART2-SEC-059**

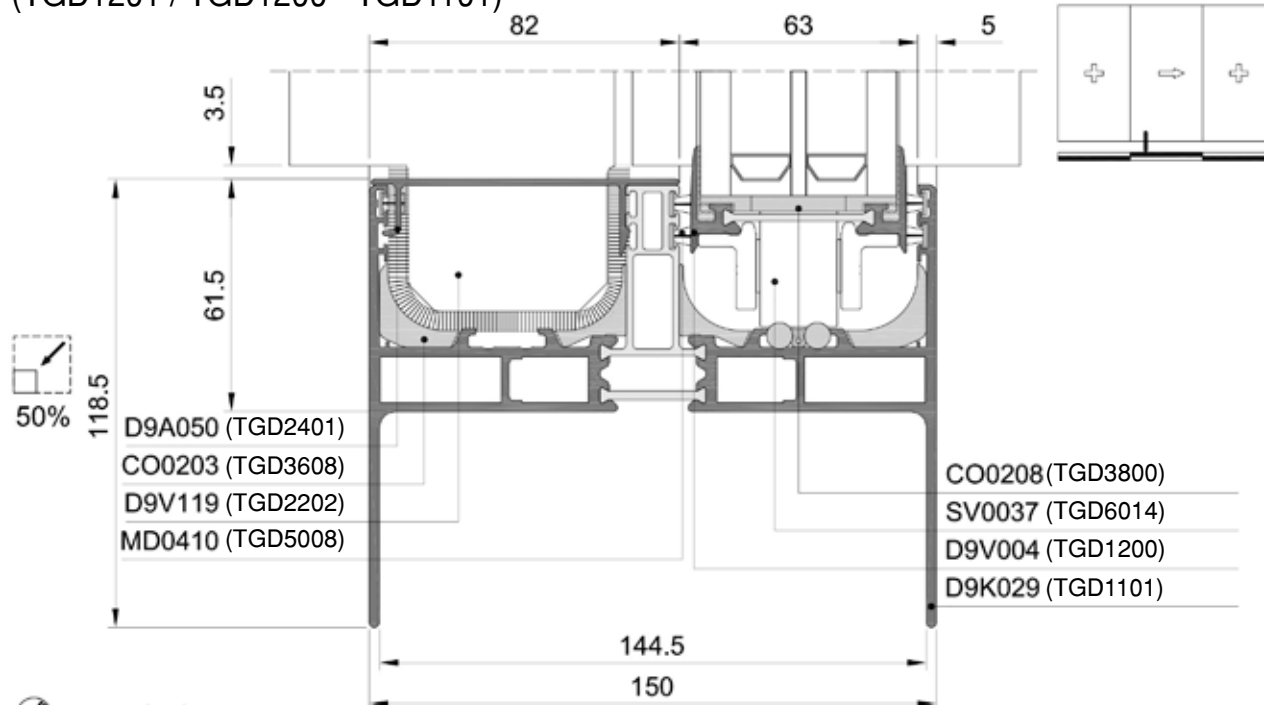
**D9V005/D9V004-D9K029 - FUNDO, ESQUERDA**  
(TGD1201 / TGD1200 - TGD1101)



**ART2-SEC-060**

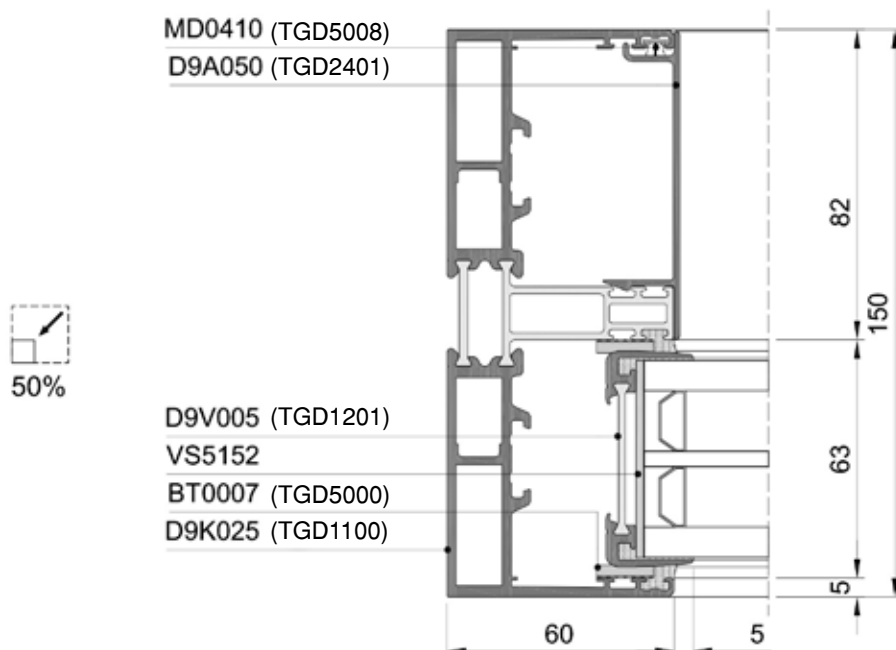
**D9V005/D9V004-D9K025 - TOPO**  
(TGD1201 / TGD1200 - TGD1100)


## ART2-SEC-061

**D9V005/D9V004-D9K029 - FUNDO**  
(TGD1201 / TGD1200 - TGD1101)

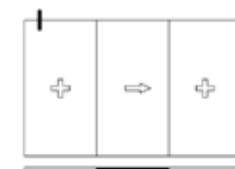
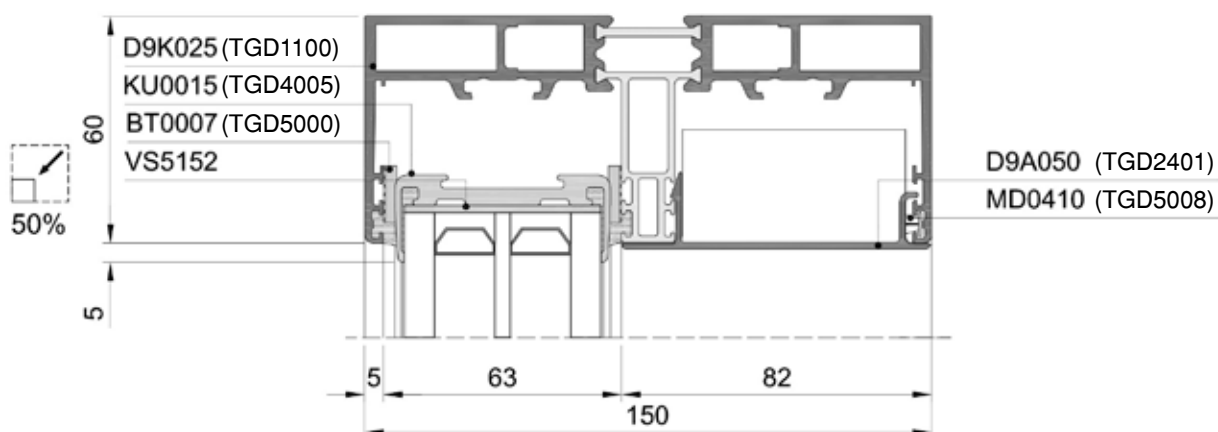
## ART2-SEC-062


### D9V005/D9V004-D9K025 - ESQUERDA (TGD1201 / TGD1200 - TGD1100)

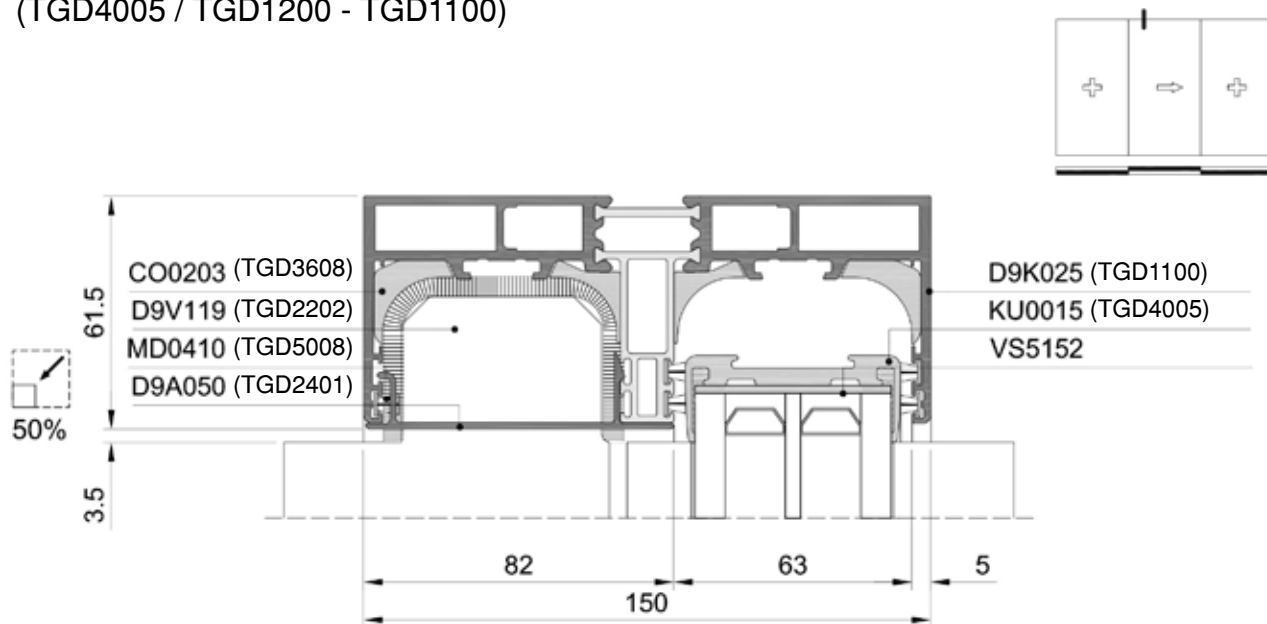
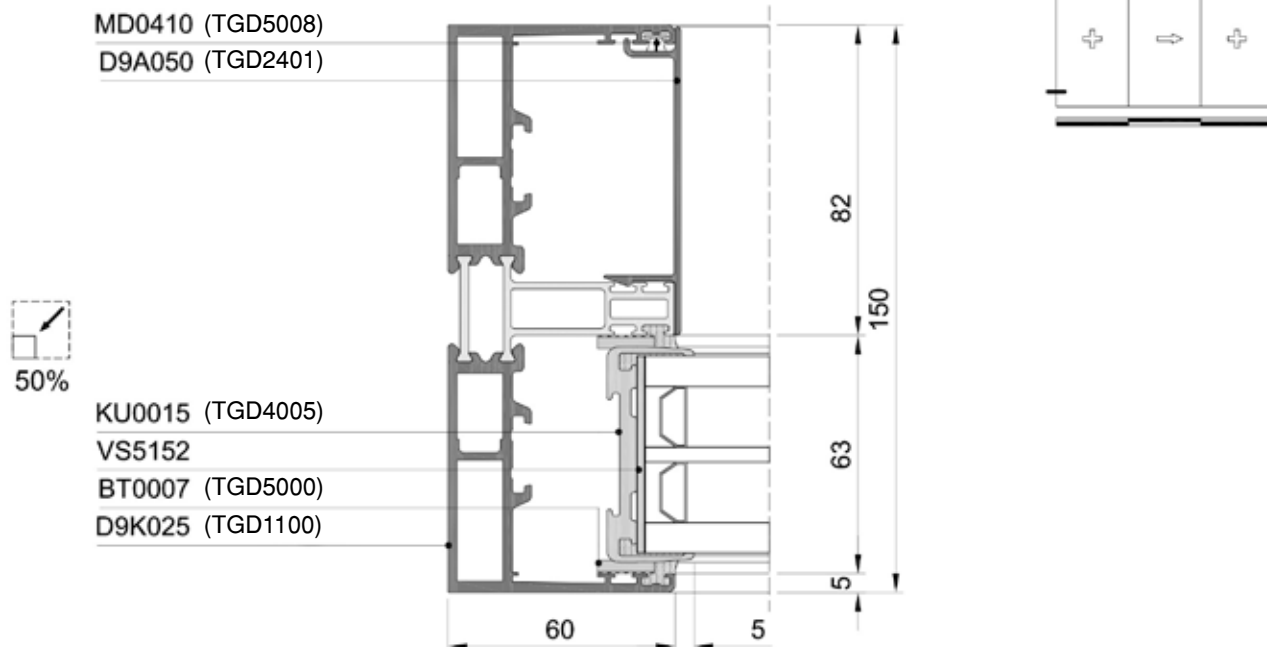


 ART2-SEC-063

### KU0015/D9V004-D9K025 - TOPO, ESQUERDA (TGD4005 / TGD1200 - TGD1100)



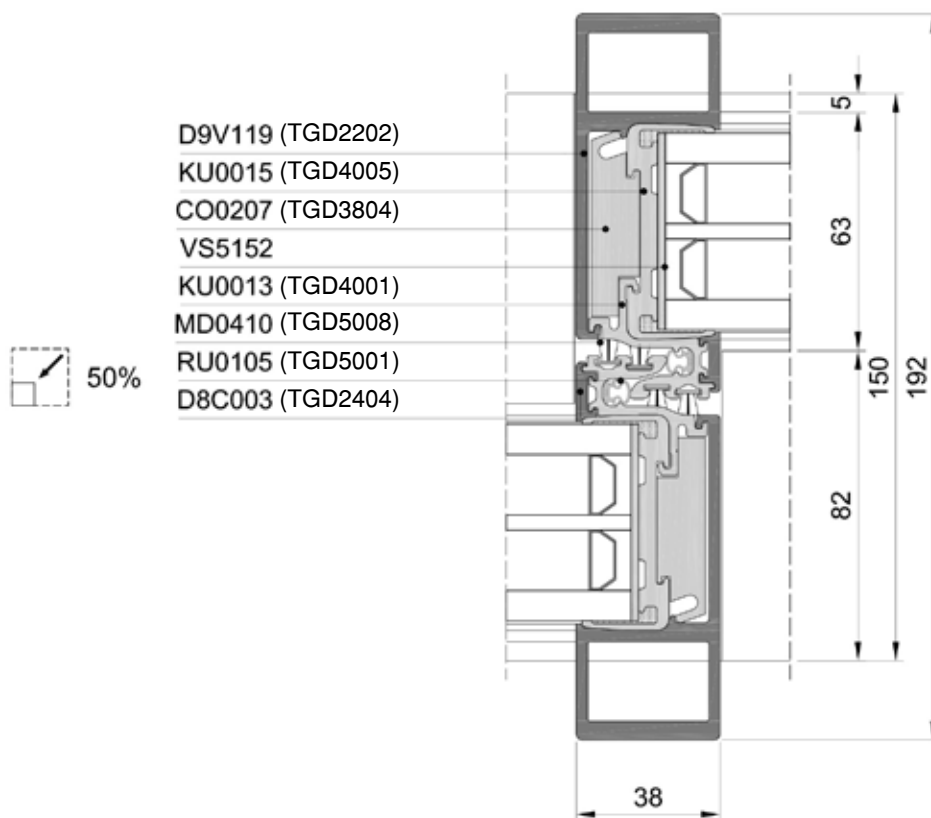
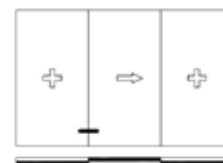
 ART2-SEC-064

**KU0015/D9V004-D9K025 - TOPO**  
(TGD4005 / TGD1200 - TGD1100)**ART2-SEC-065****KU0015/D9V004-D9K025 - ESQUERDA**  
(TGD4005 / TGD1200 - TGD1100)**ART2-SEC-066**

# Secções

2 rails - Fixo - Móvel - Fixo

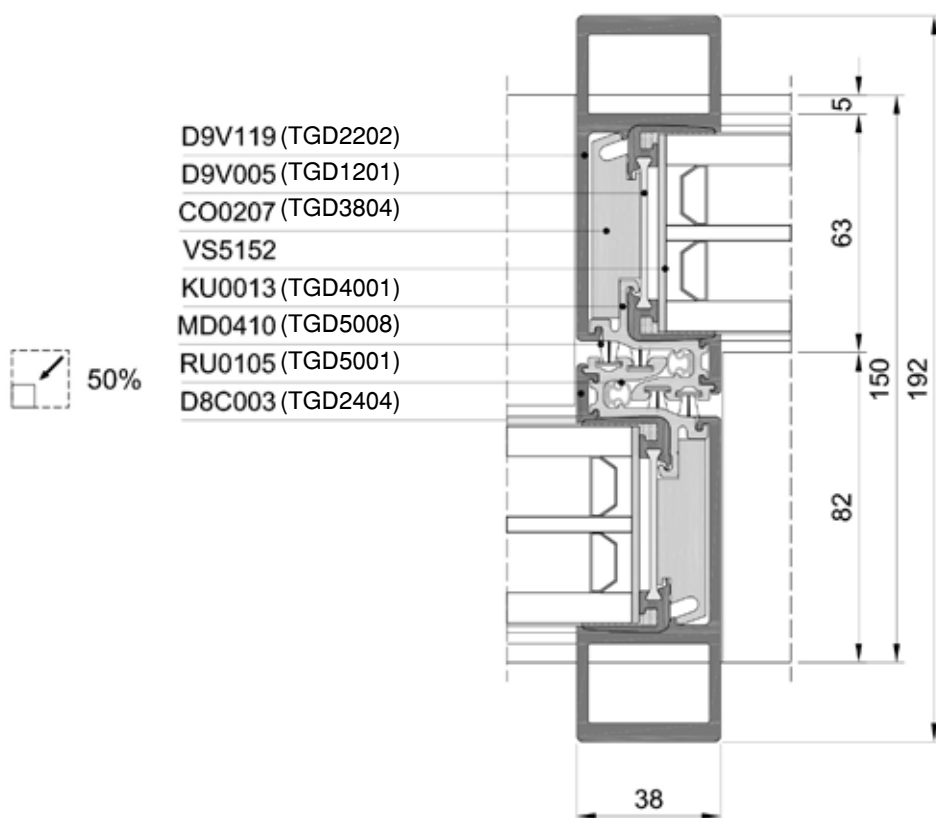
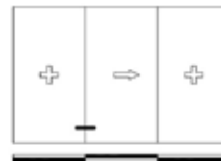
**KU0015/D9V004-D9V119 - CENTRO**  
(TGD4005 / TGD1200 - TGD2202)



**D9V005/D9V119 - CENTRO**  
(TGD1201 / TGD2202)

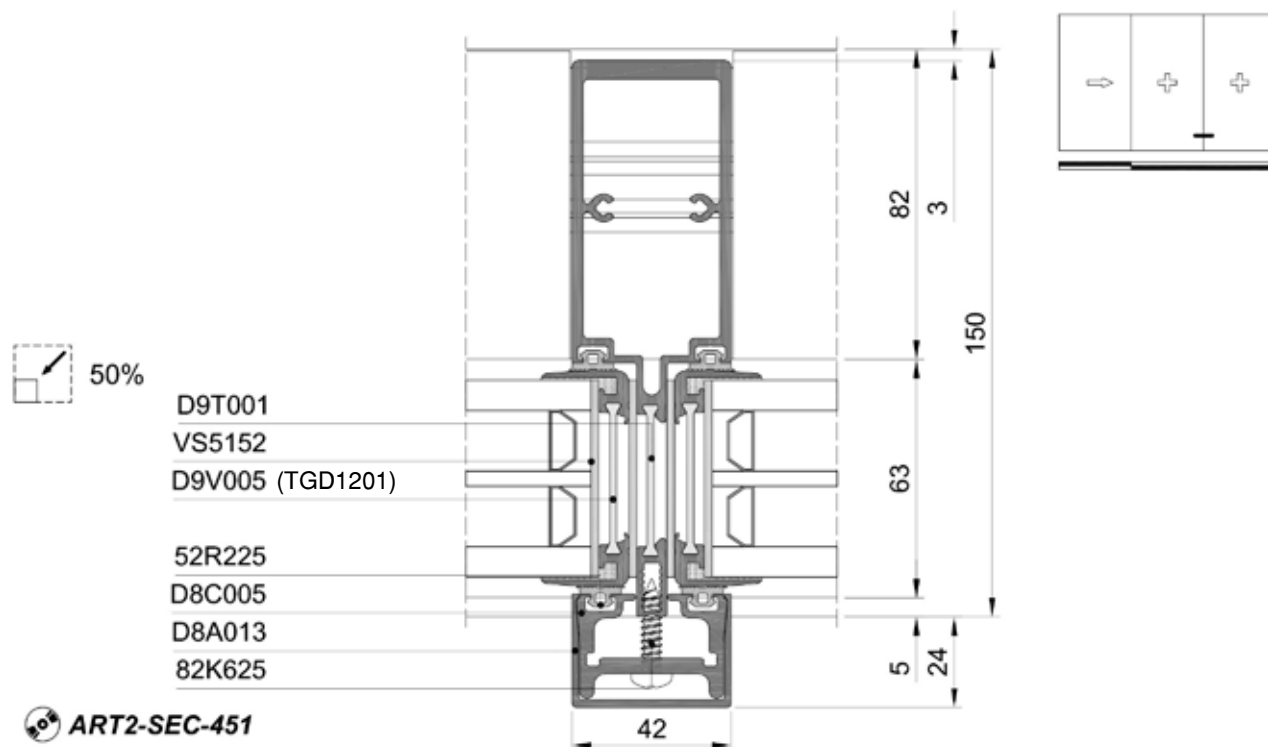
## Secções

2 rails - Fixo - Móvel - Fixo

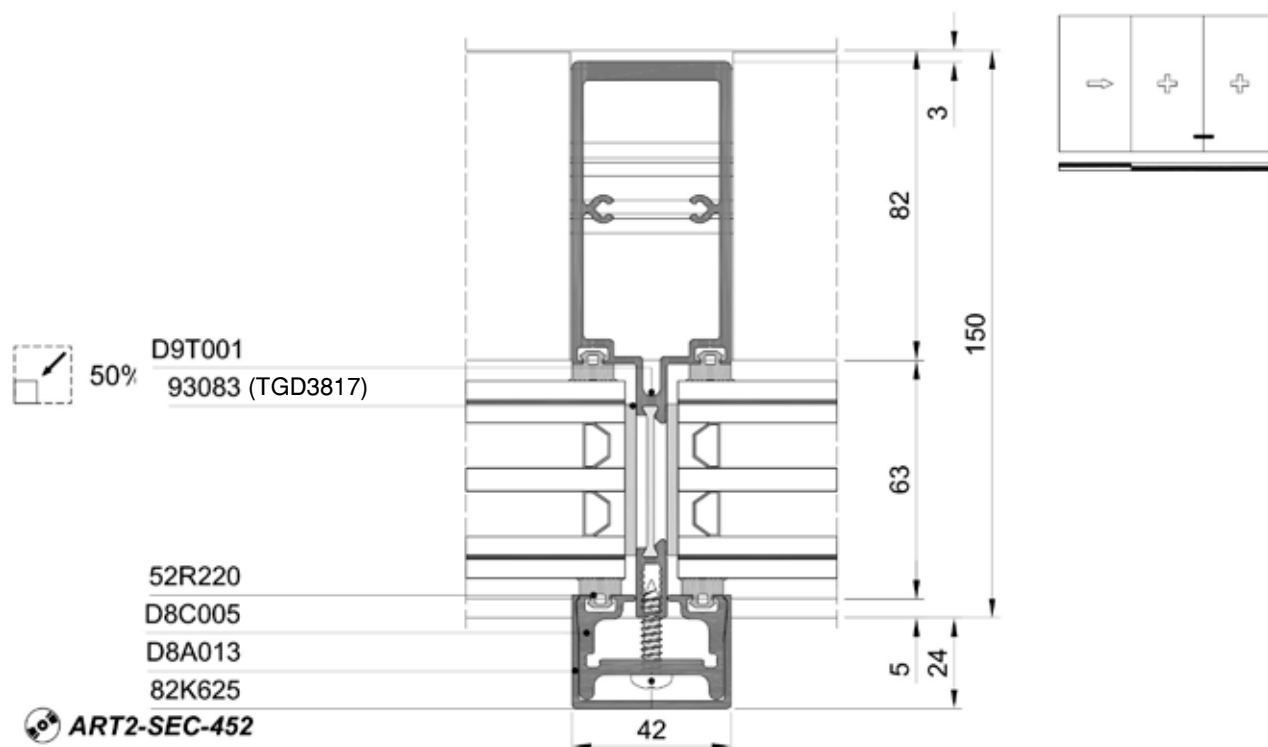


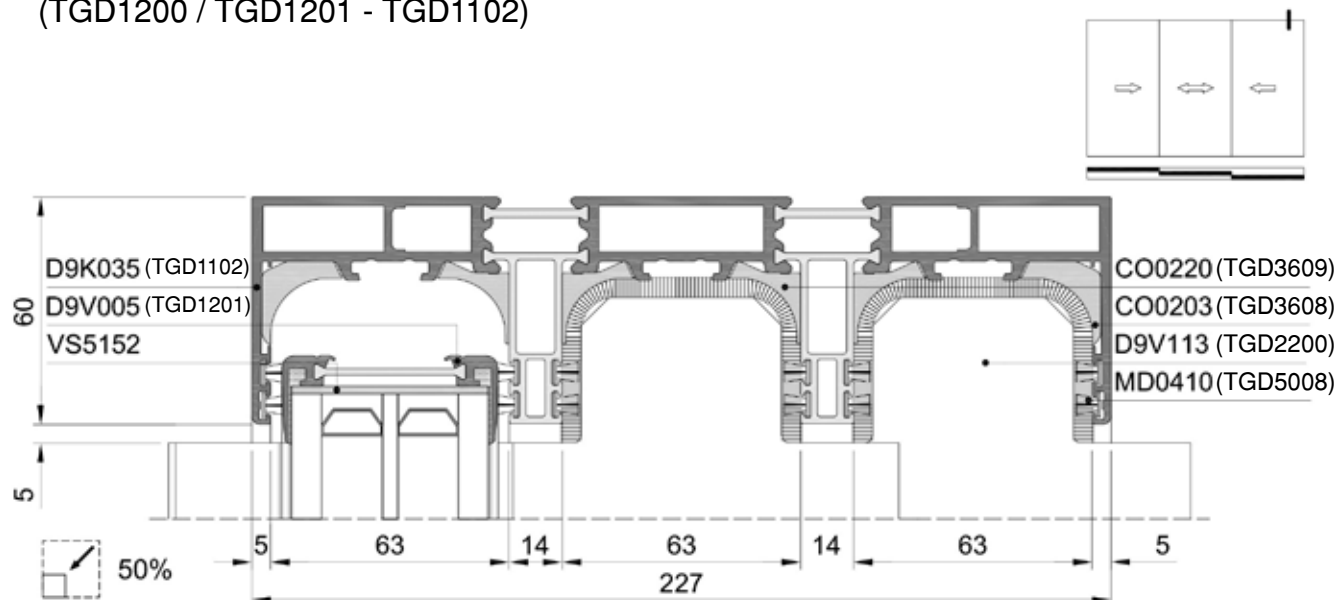



### D9T001 - CENTRO



### D9T001 - CENTRO



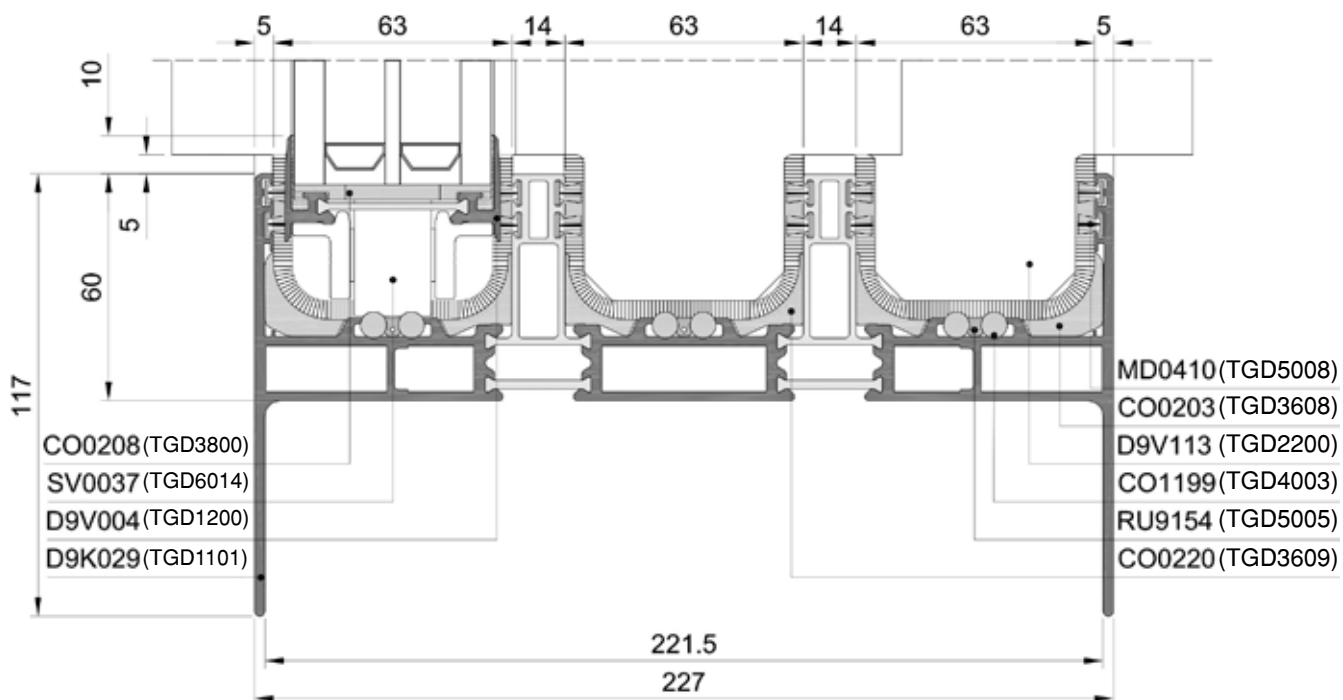
**D9V004/D9V005-D9K035 - TOPO, DIREITA**  
(TGD1200 / TGD1201 - TGD1102)

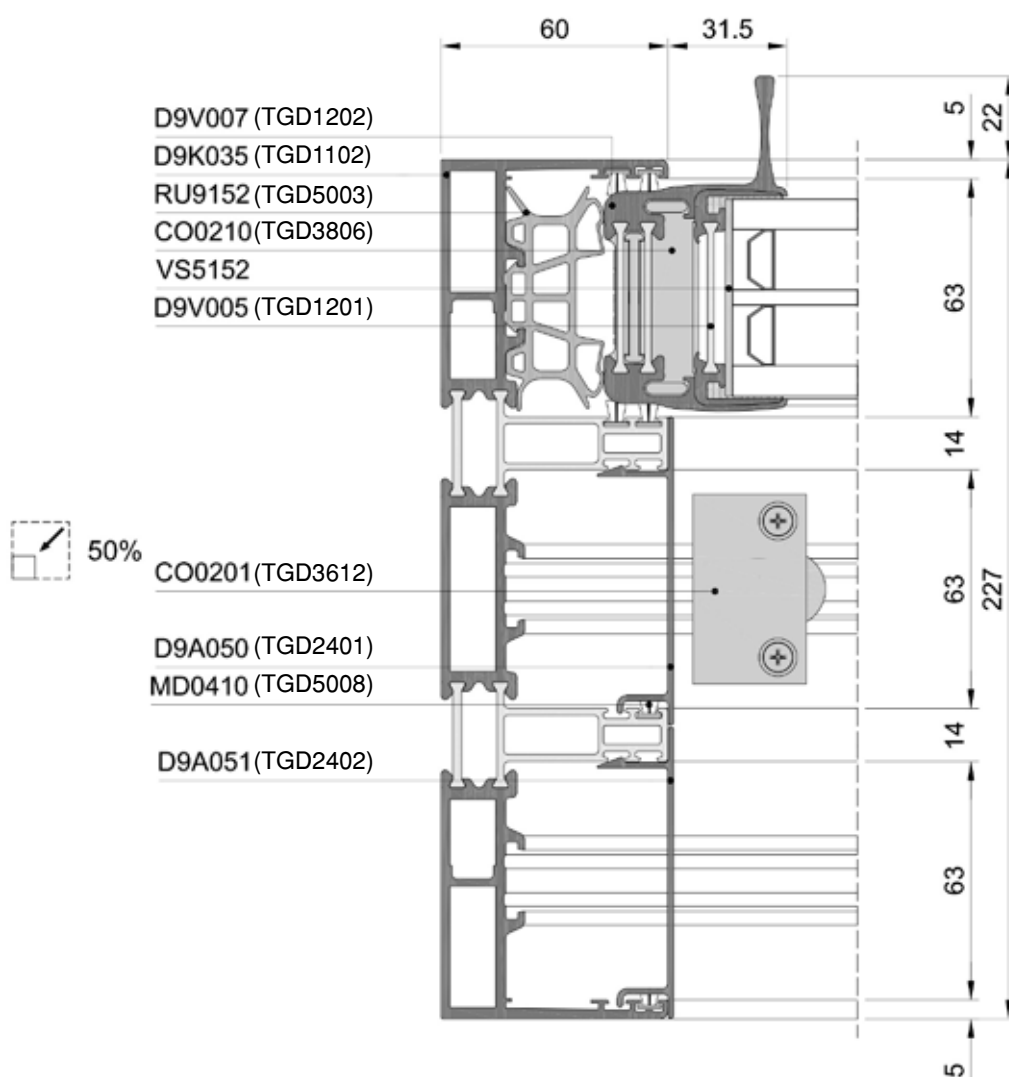
 **ART2-SEC-085**

### D9V004/D9V005-D9K039 - FUNDO, DIREITA (TGD1200 / TGD1201 - TGD1103)

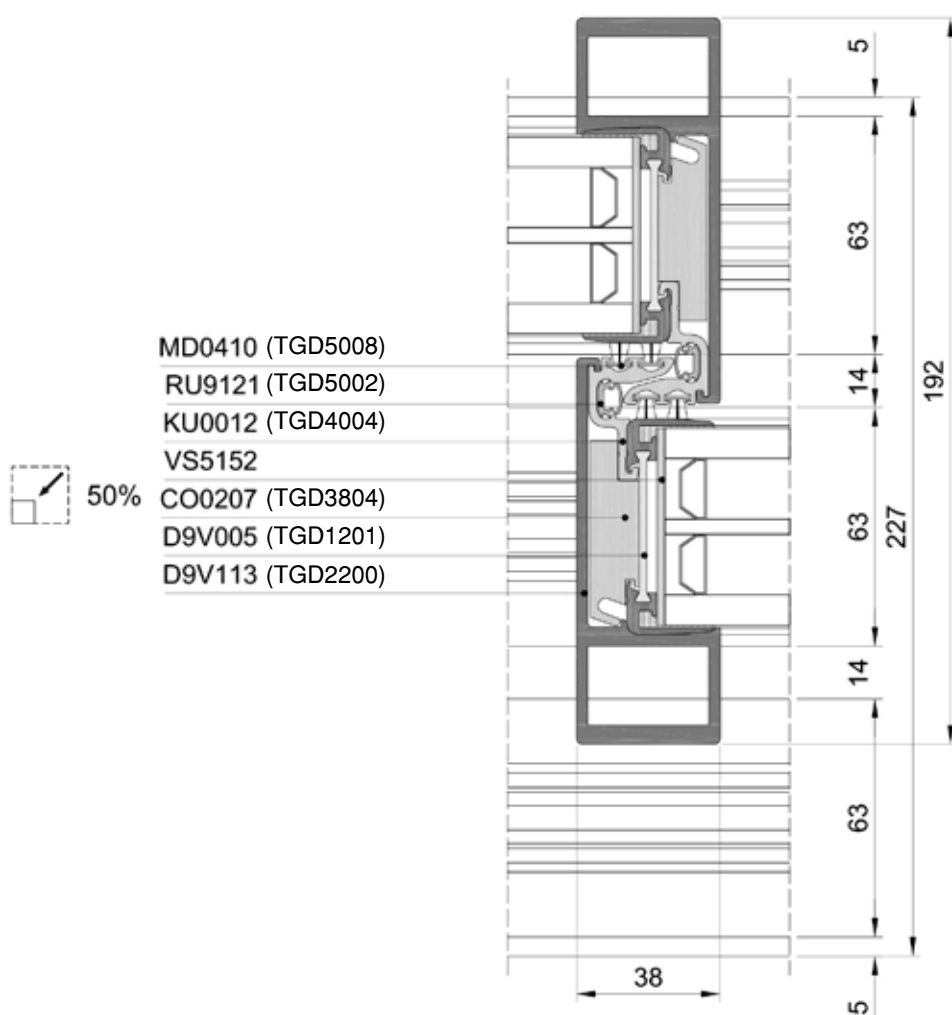
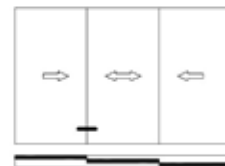


50%



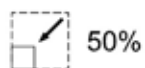
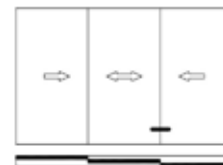
**D9V004/D9V005-D9K035 - ESQUERDA**  
(TGD1200 / TGD1201 - TGD1102)

**D9V004/D9V005-D9V113 - CENTRO**  
(TGD1200 / TGD1201 - TGD2200)

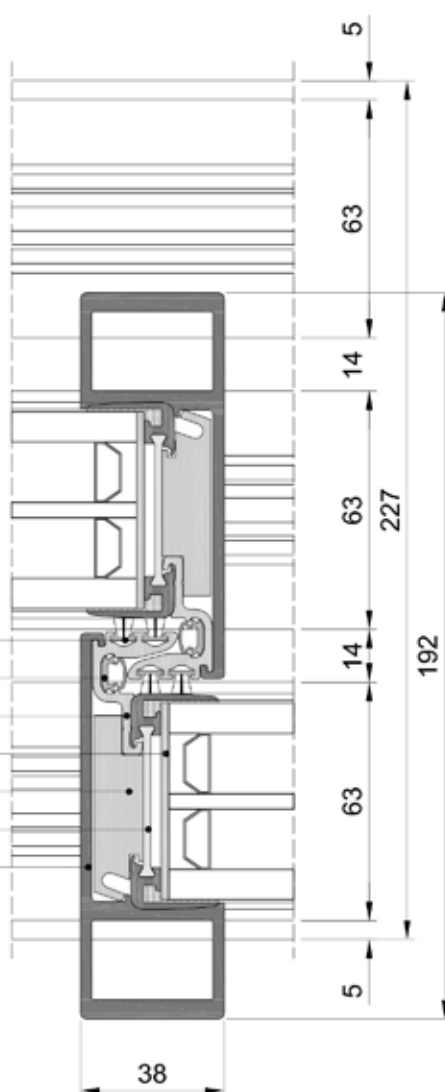


**Secções**

3 rails


**D9V004/D9V005-D9V113 - CENTRO**  
(TGD1200 / TGD1201 - TGD2200)

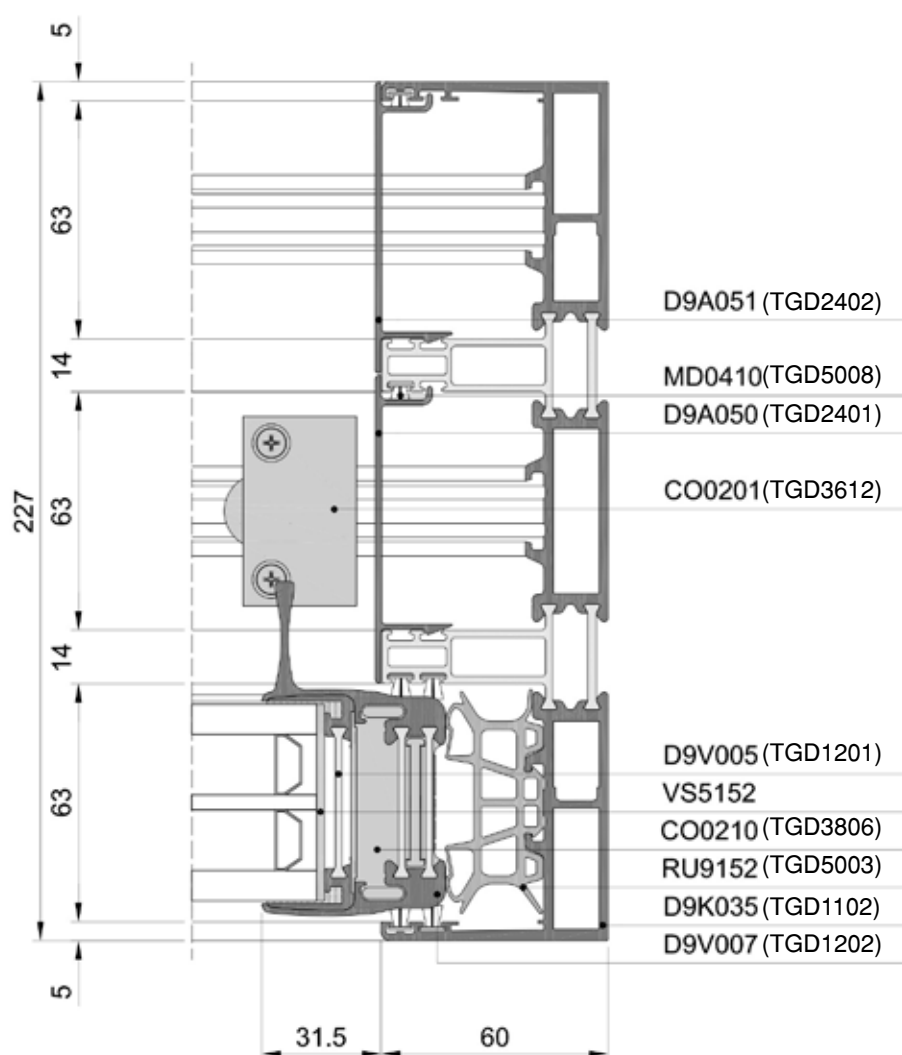
MD0410 (TGD5008)  
 RU9121 (TGD5002)  
 KU0012 (TGD4004)  
 VS5152  
 CO0207 (TGD3804)  
 D9V005 (TGD1201)  
 D9V113 (TGD2200)

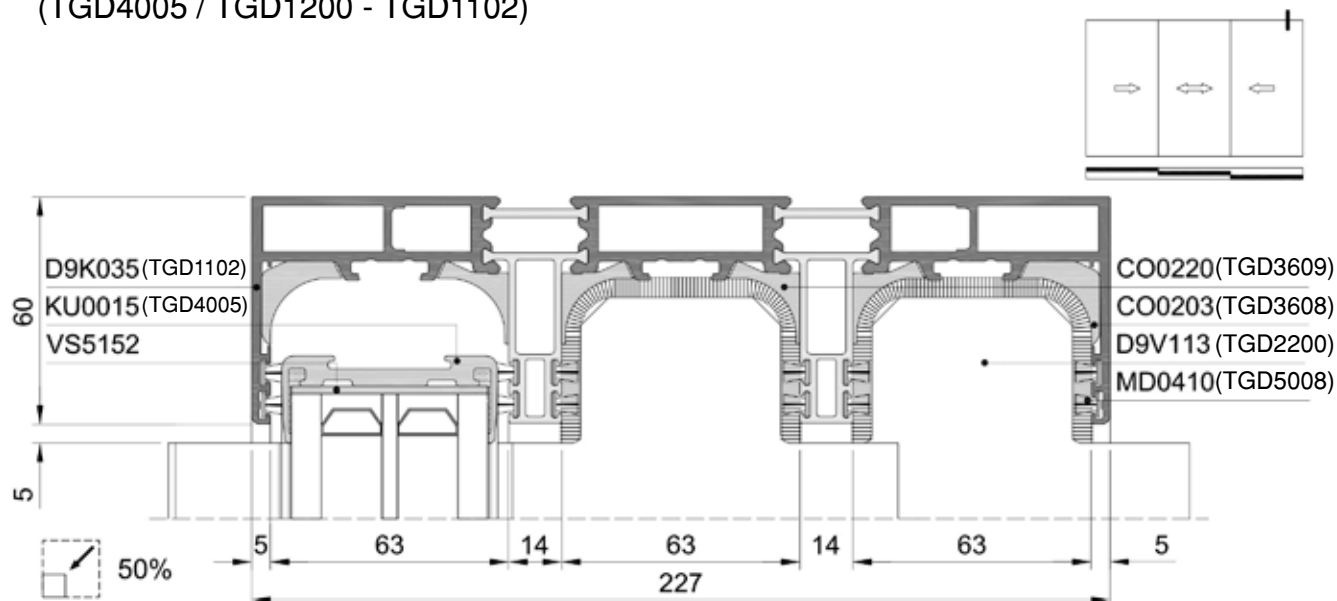


**D9V004/D9V005-D9K035 - DIREITA**  
(TGD1200 / TGD1201 - TGD1102)



 50%

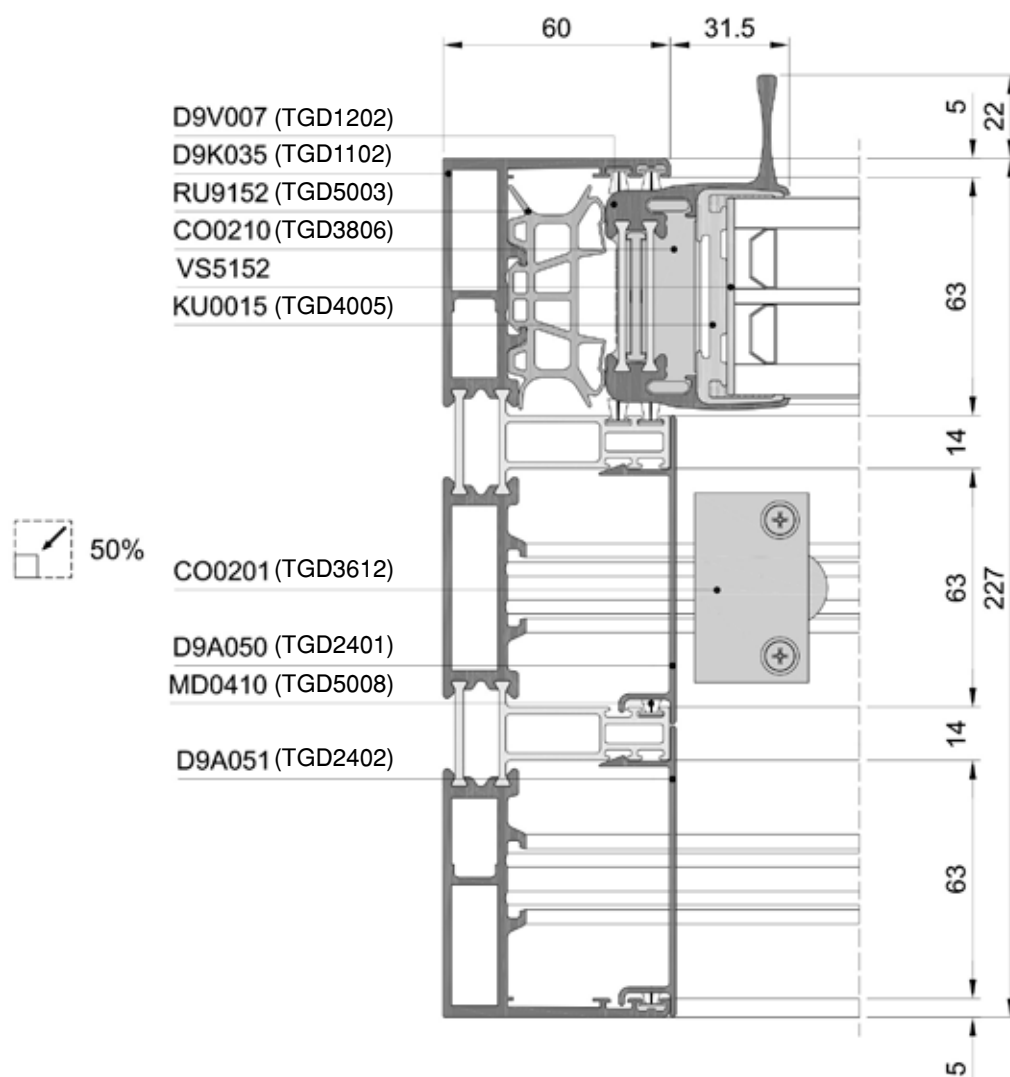
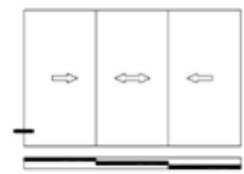


**KU0015/D9V004-D9K035 - TOPO, DIREITA**  
(TGD4005 / TGD1200 - TGD1102)

ART2-SEC-090



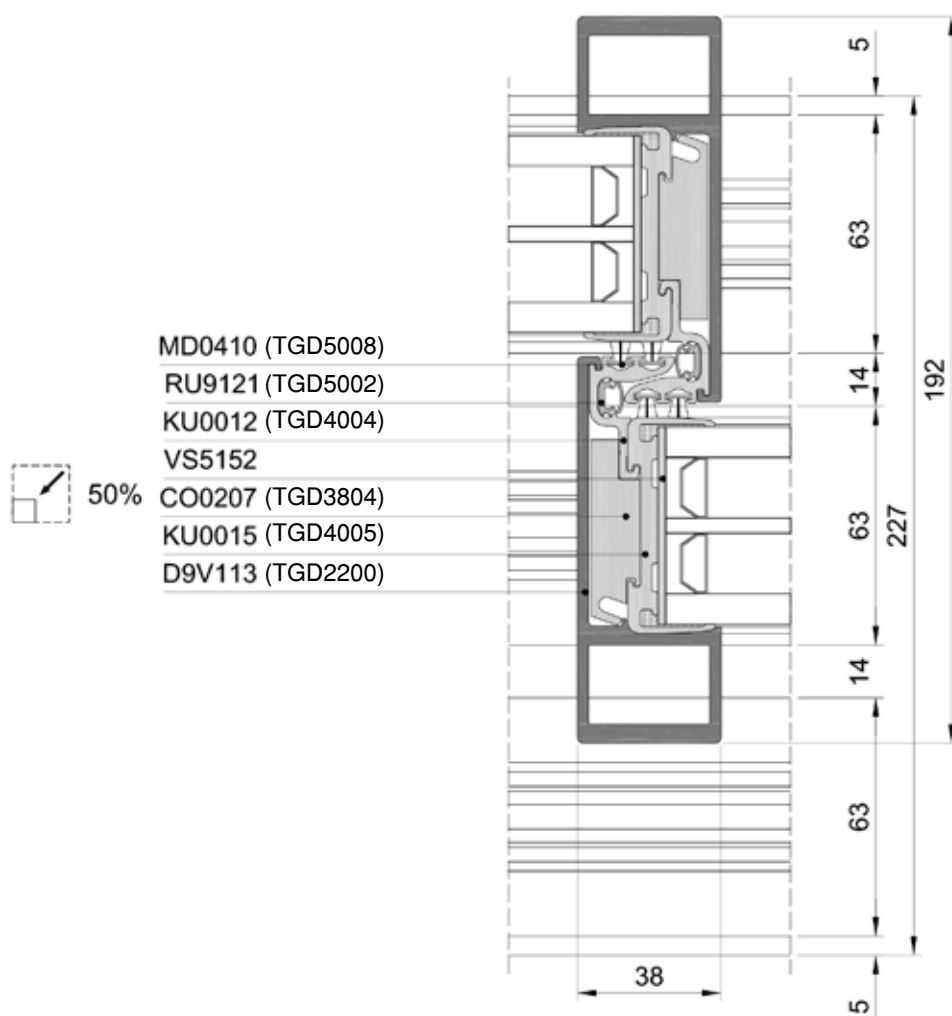
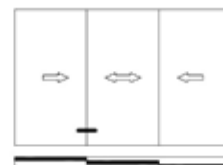
### KU0015/D9V004-D9K035 - ESQUERDA (TGD4005 / TGD1200 - TGD1102)



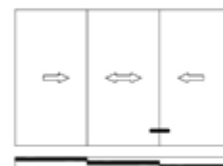
**Secções**

3 rails

**KU0015/D9V004-D9V113 - CENTRO**  
(TGD4005 / TGD1200 - TGD2200)

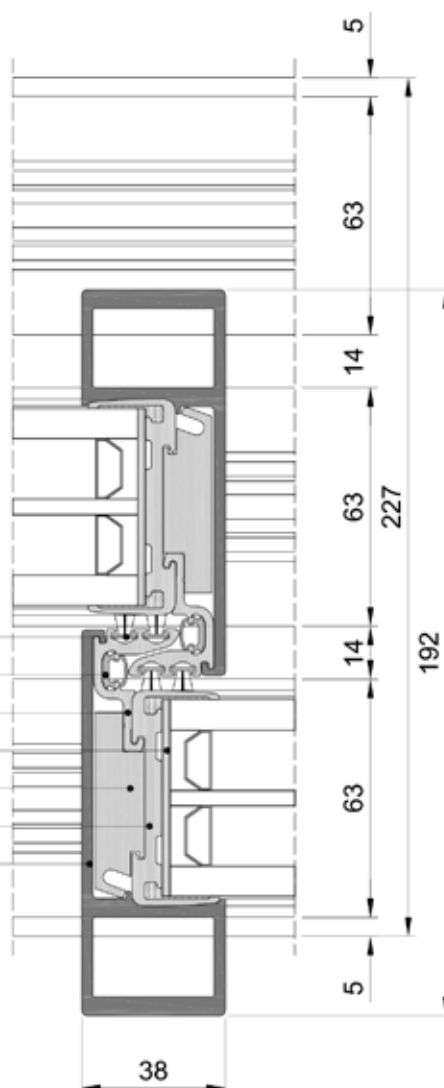


**KU0015/D9V004-D9V113 - CENTRO**  
(TGD4005 / TGD1200 - TGD2200)




50%

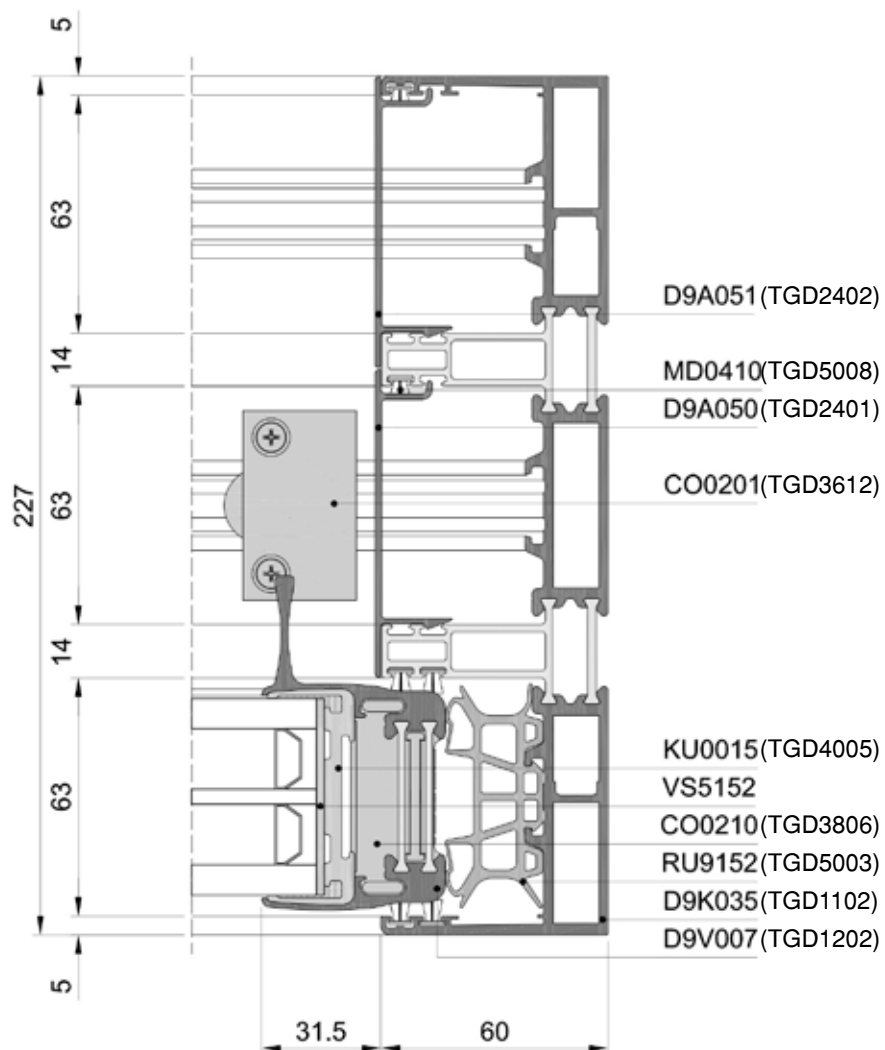
- MD0410 (TGD5008)
- RU9121 (TGD5002)
- KU0012 (TGD4004)
- VS5152
- CO0207 (TGD3804)
- KU0015 (TGD4005)
- D9V113 (TGD2200)



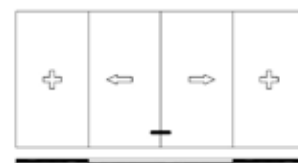
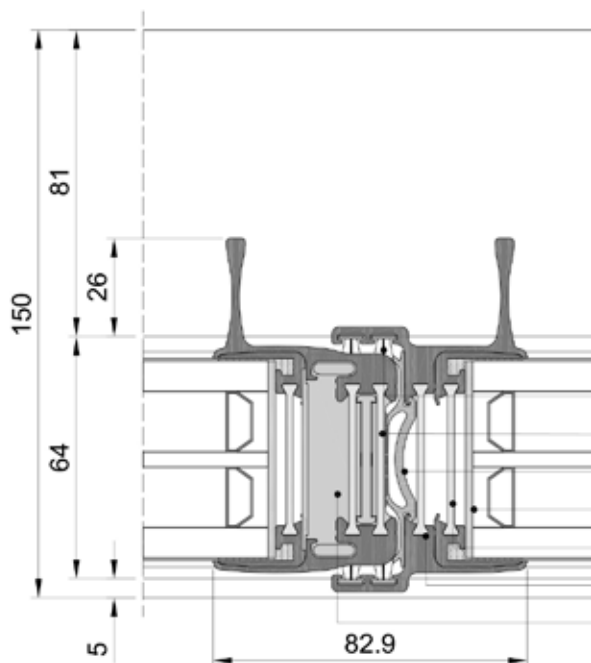
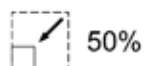
**KU0015/D9V004-D9K035 - DIREITA**  
(TGD4005 / TGD1200 - TGD1102)



 50%



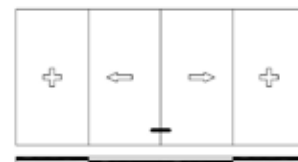
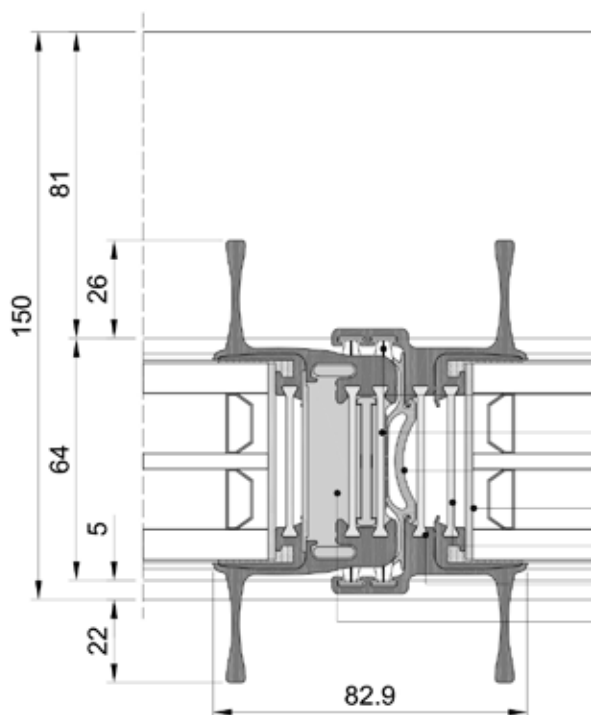
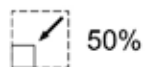
### D9V005/D9V007 (TGD1201 / TGD1202)



- MD0410 (TGD5008)
- D9V007 (TGD1202)
- RU9153 (TGD5004)
- VS5152
- D9V005 (TGD1201)
- D9V010 (TGD1204)
- CO0210 (TGD3806)

ART2-SEC-301

### D9V005/D9V008 (TGD1201 / TGD1203)

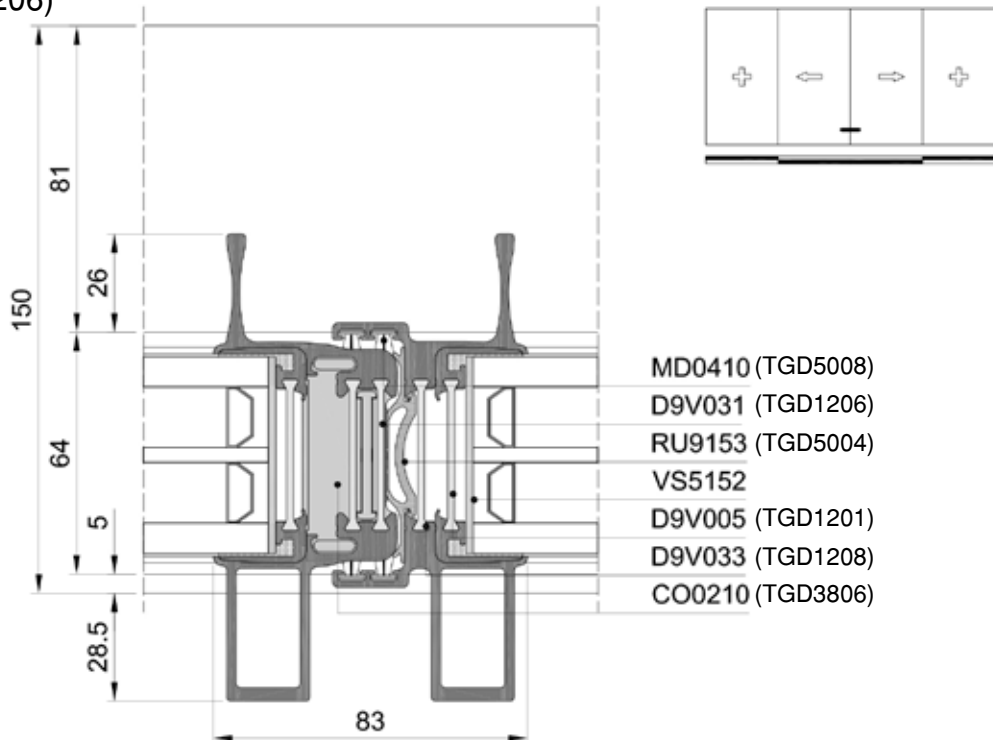



- MD0410 (TGD5008)
- D9V008 (TGD1203)
- RU9153 (TGD5004)
- VS5152
- D9V005 (TGD1201)
- D9V011 (TGD1204)
- CO0210 (TGD3806)

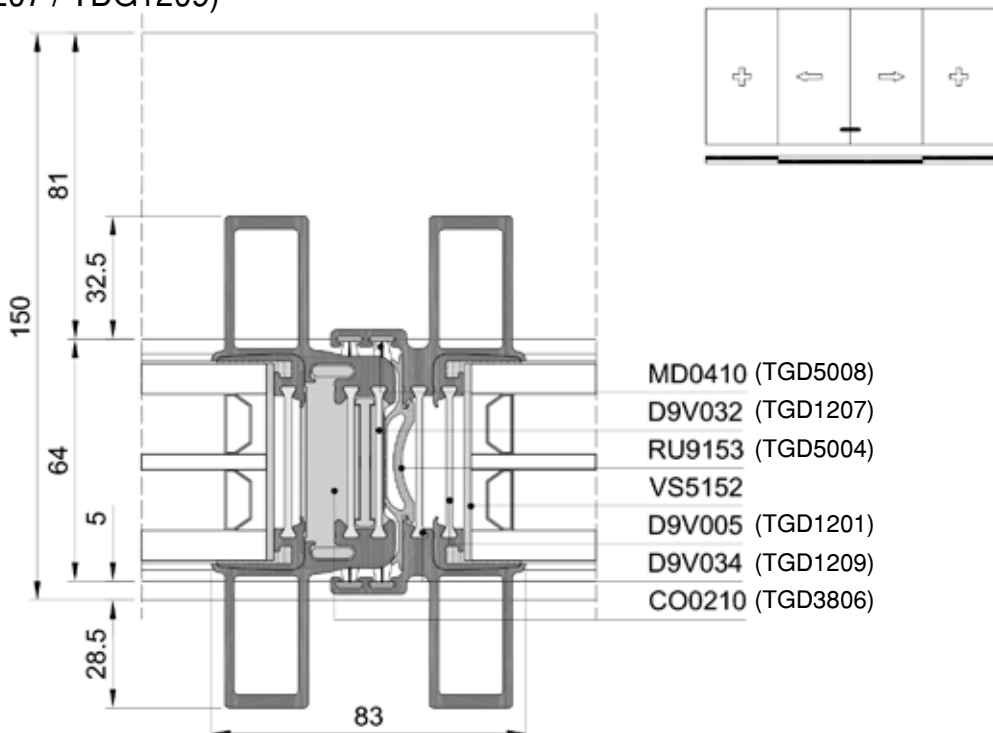
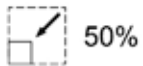
ART2-SEC-073

**Secções**

2 rails - 4 Folhas

**D9V005/D9V031**  
(TGD1201 / TGD1206)

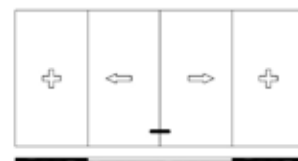
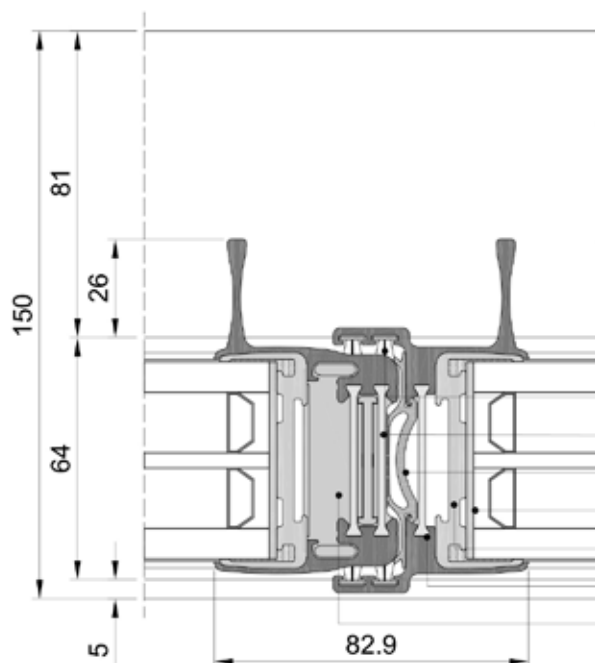
ART2-SEC-074

**D9V005/D9V032/D9V034**  
(TGD1201 / TGD1207 / TDG1209)

ART2-SEC-302

### KU0015/D9V007/D9V010 (TGD4005 / TGD1202 / TGD1204)

50%

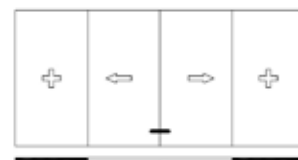
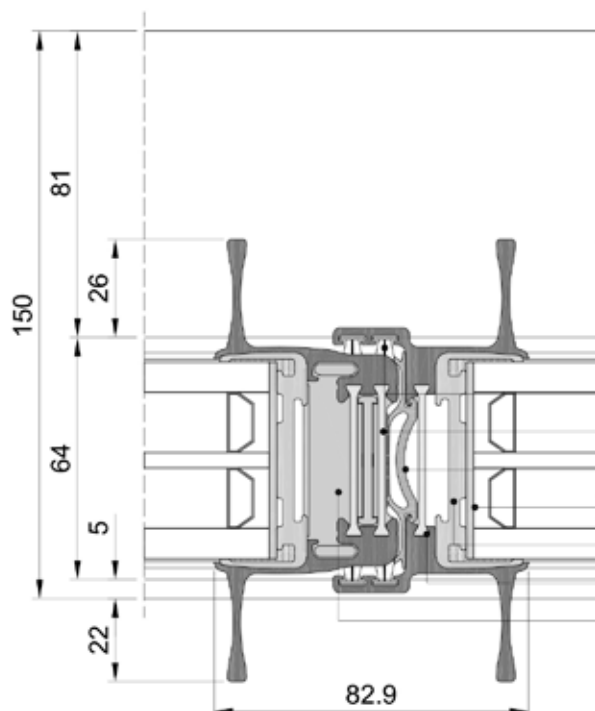


- MD0410 (TGD5008)
- D9V007 (TGD1202)
- RU9153 (TGD5004)
- VS5152
- KU0015 (TGD4005)
- D9V010 (TGD1204)
- CO0210 (TGD3806)

ART2-SEC-075

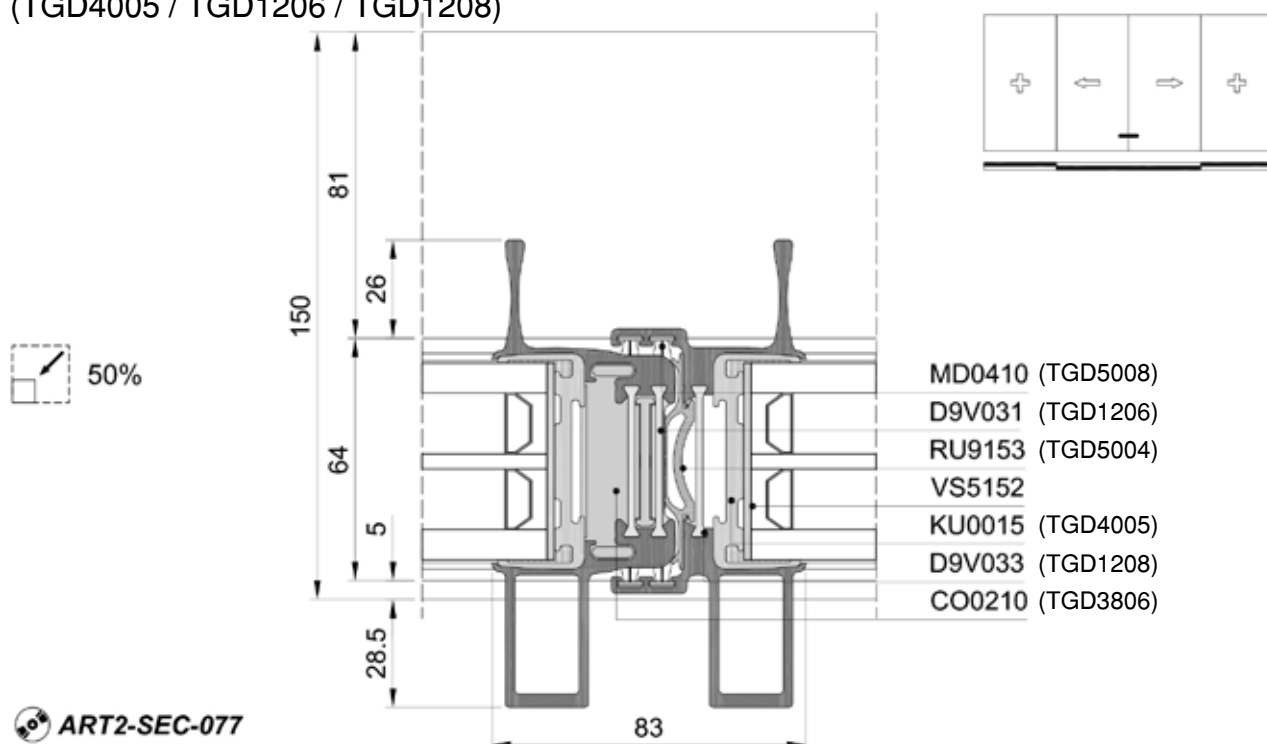
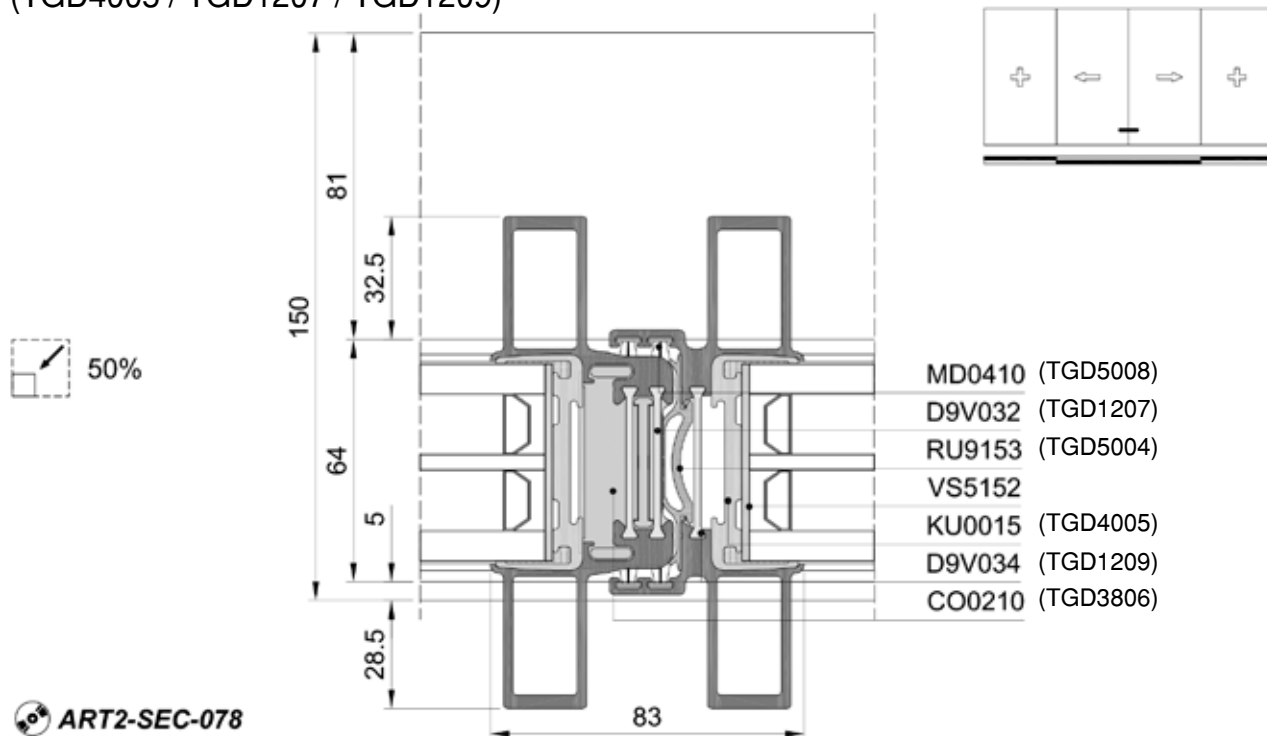
### KU0015/D9V008/D9V011 (TGD4005 / TGD1203 / TGD1205)

50%



- MD0410 (TGD5008)
- D9V008 (TGD1203)
- RU9153 (TGD5004)
- VS5152
- KU0015 (TGD4005)
- D9V011 (TGD1205)
- CO0210 (TGD3806)

ART2-SEC-076

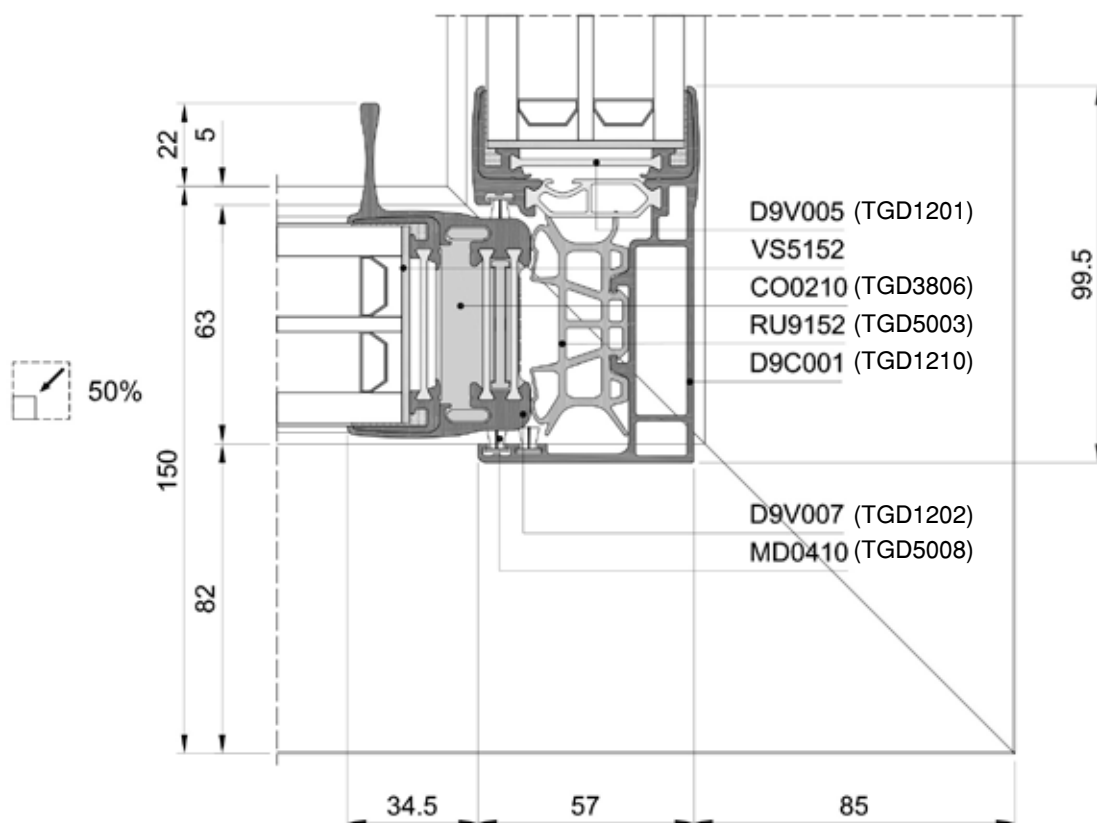
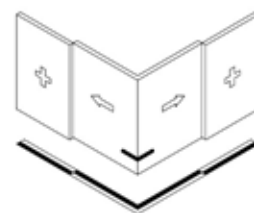
**KU0015/D9V031/D9V033**  
(TGD4005 / TGD1206 / TGD1208)**KU0015/D9V032/D9V034**  
(TGD4005 / TGD1207 / TGD1209)



# Secções

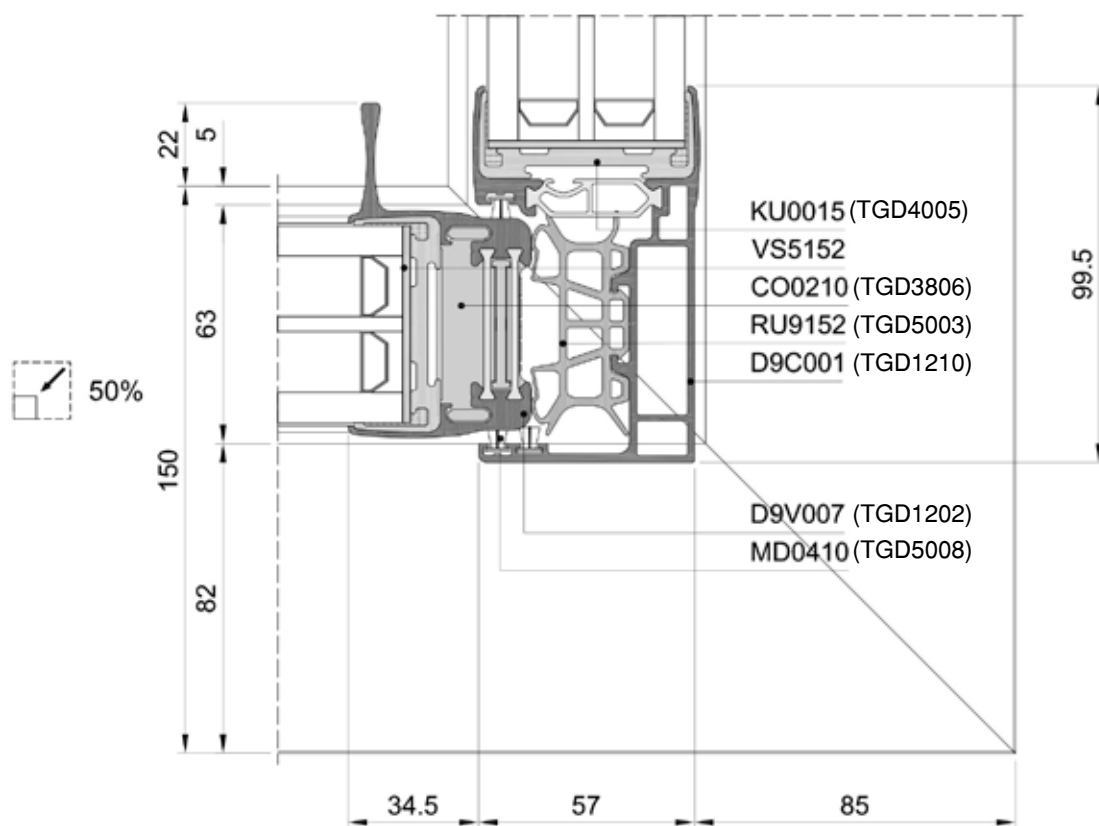
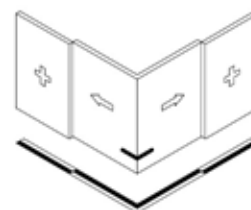
## Solução de canto

**D9V005/D9V007 - INTERIOR**  
(TGD1201 / TGD1202)


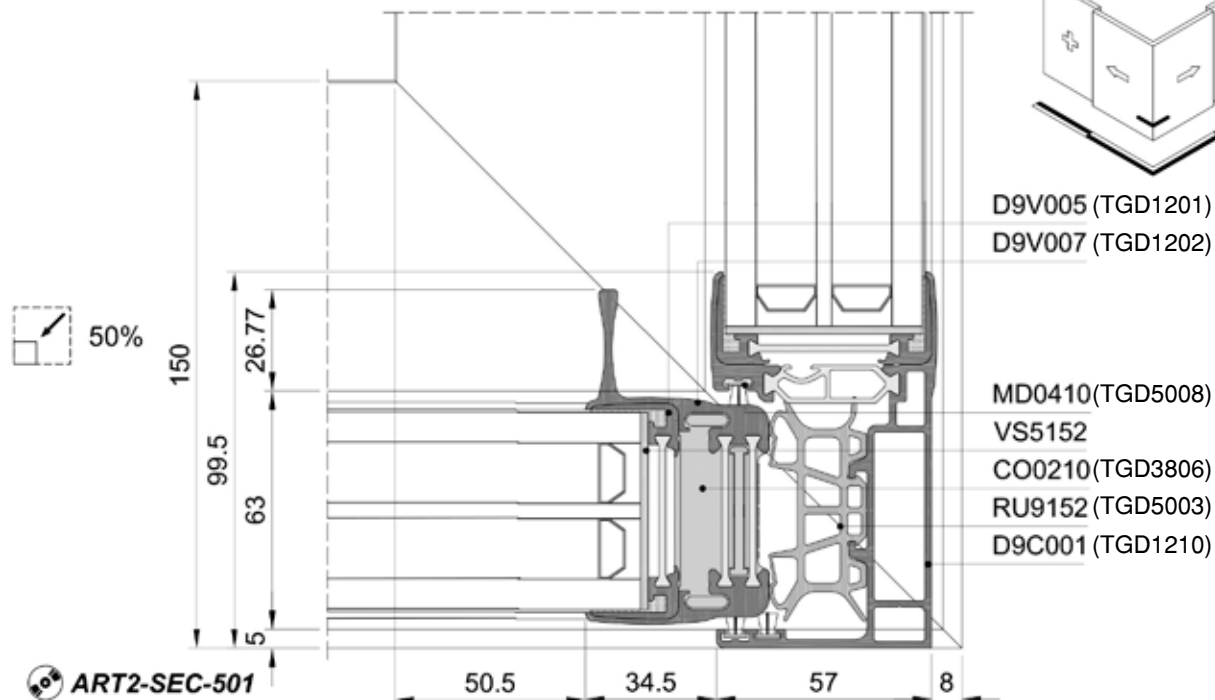


**Secções**

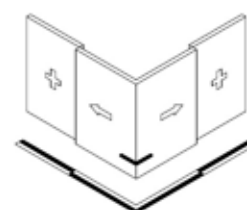
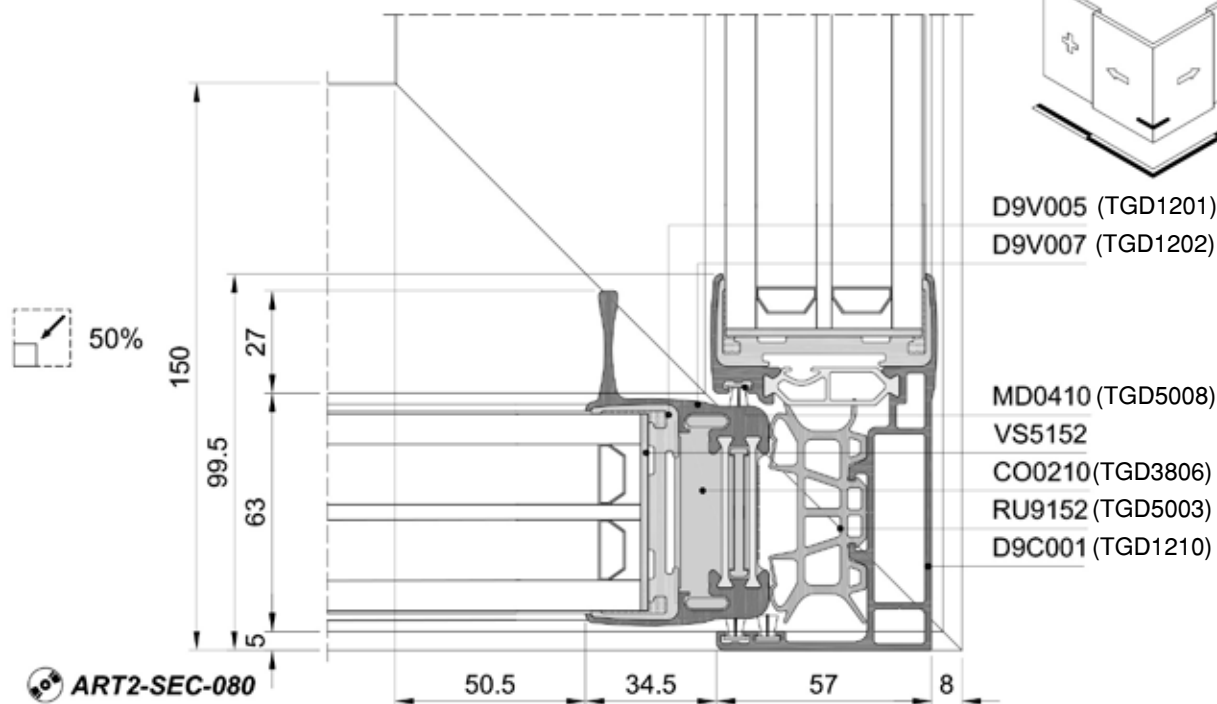
Solução de canto

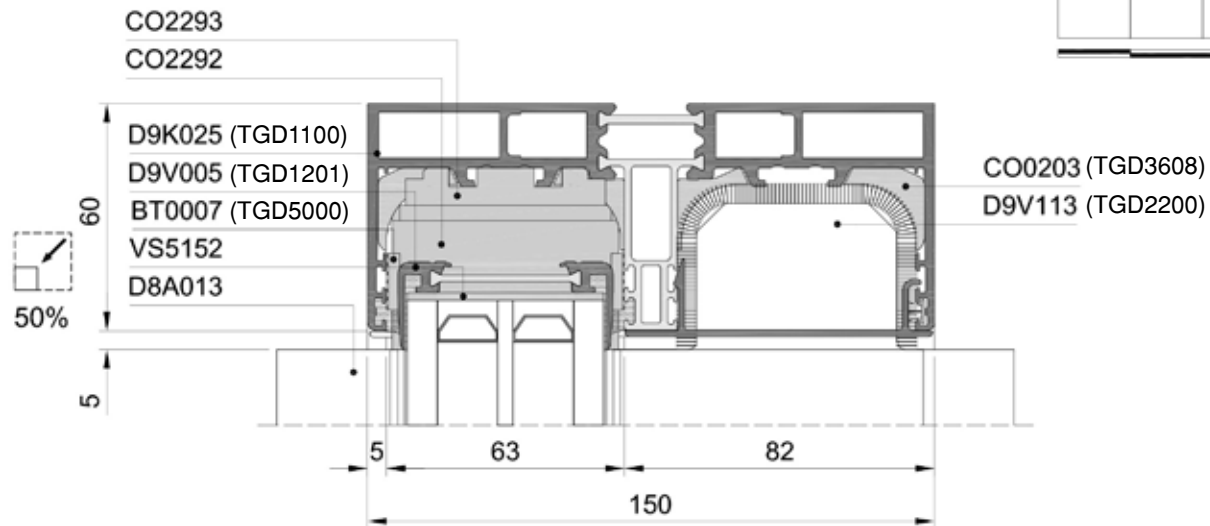
**KU0015/D9V007 - INTERIOR**  
(TGD4005 / TGD1202)

**D9V005/D9V007 - EXTERIOR**  
(TGD1201 / TGD1202)

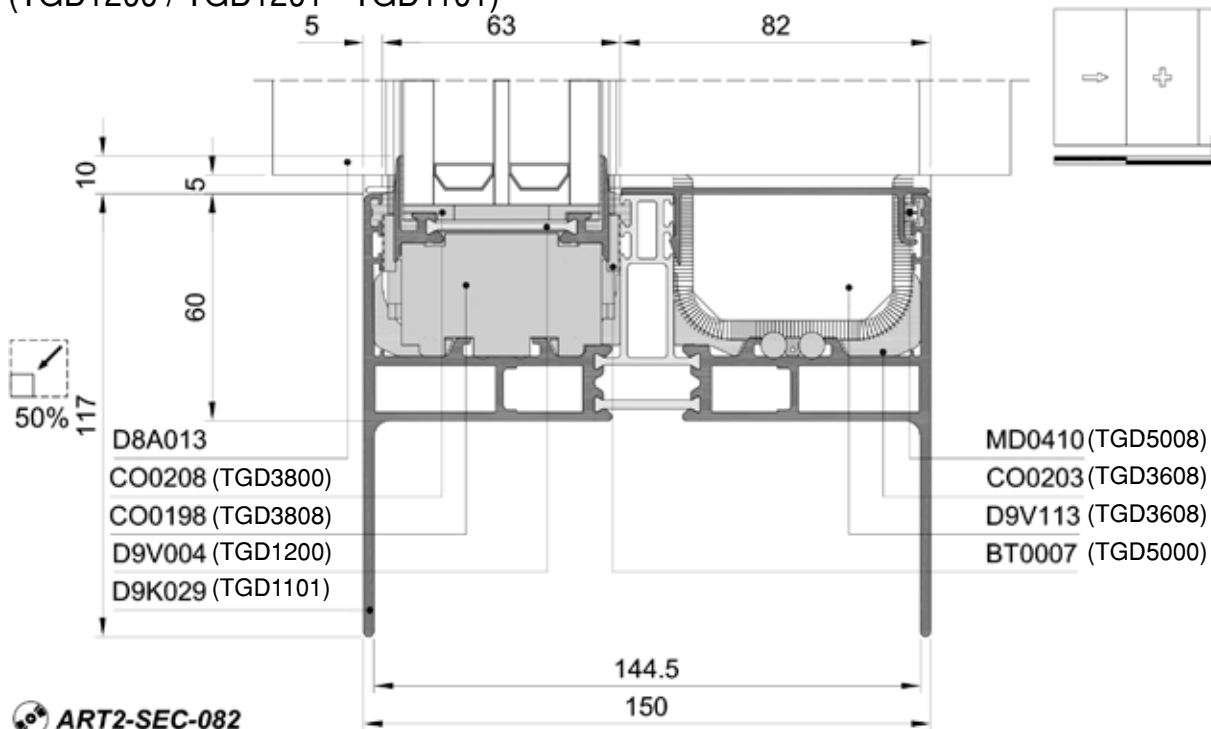


**D9V005/D9V007 - EXTERIOR**  
(TGD1201 / TGD1202)



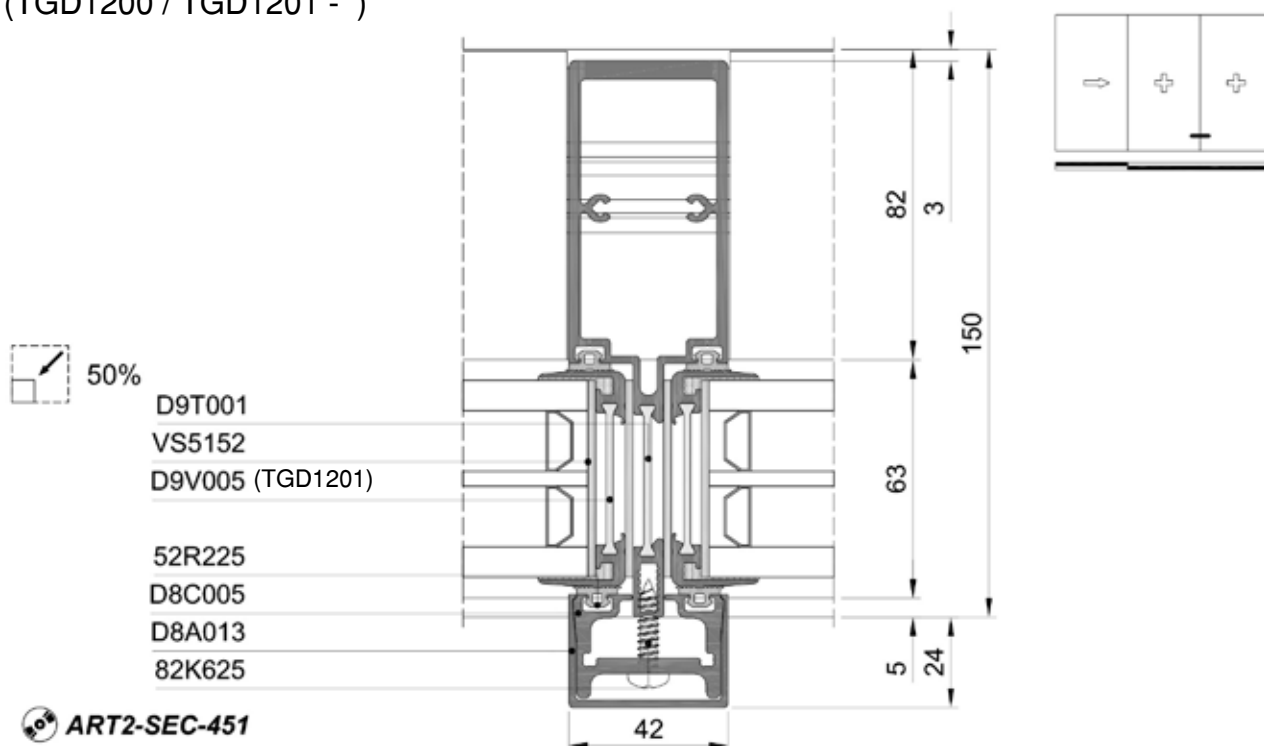
**D9V004/D9V005-D9K025 - TOPO**  
(TGD1200 / TGD1201 - TGD1100)

ART2-SEC-081

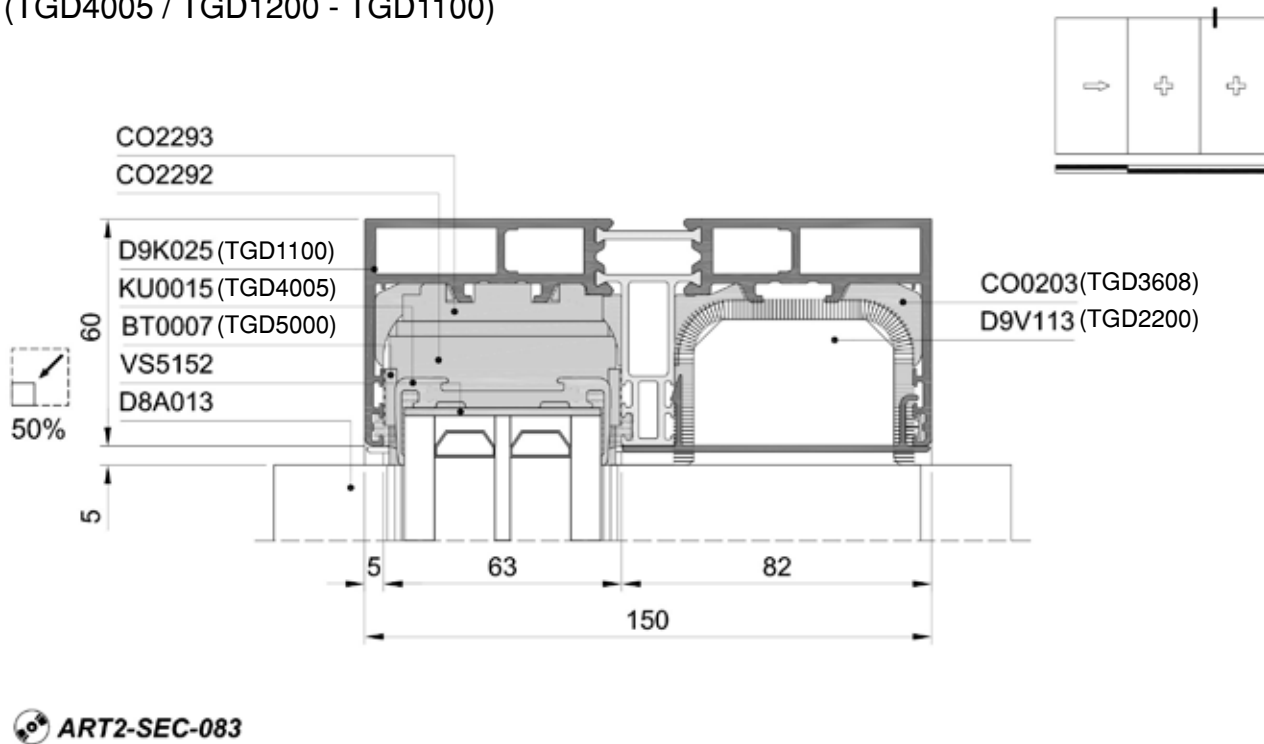
**D9V004/D9V005-D9K029 - FUNDO**  
(TGD1200 / TGD1201 - TGD1101)

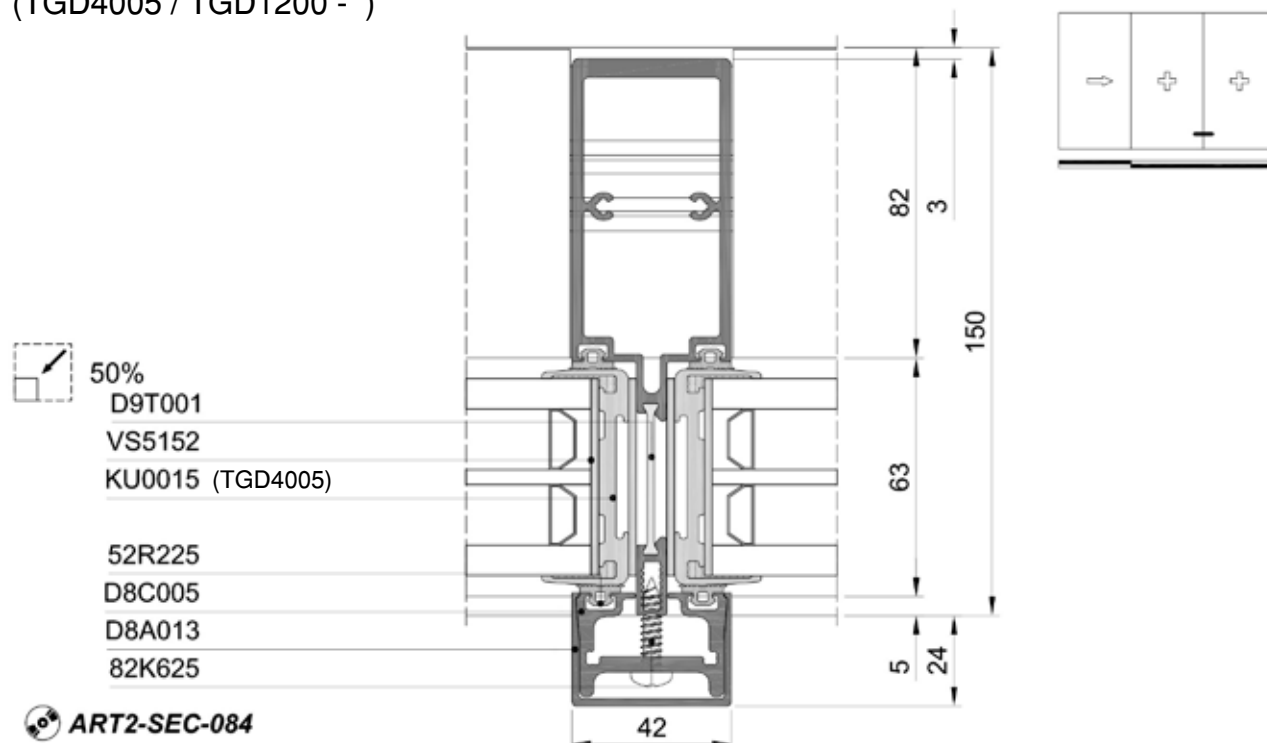
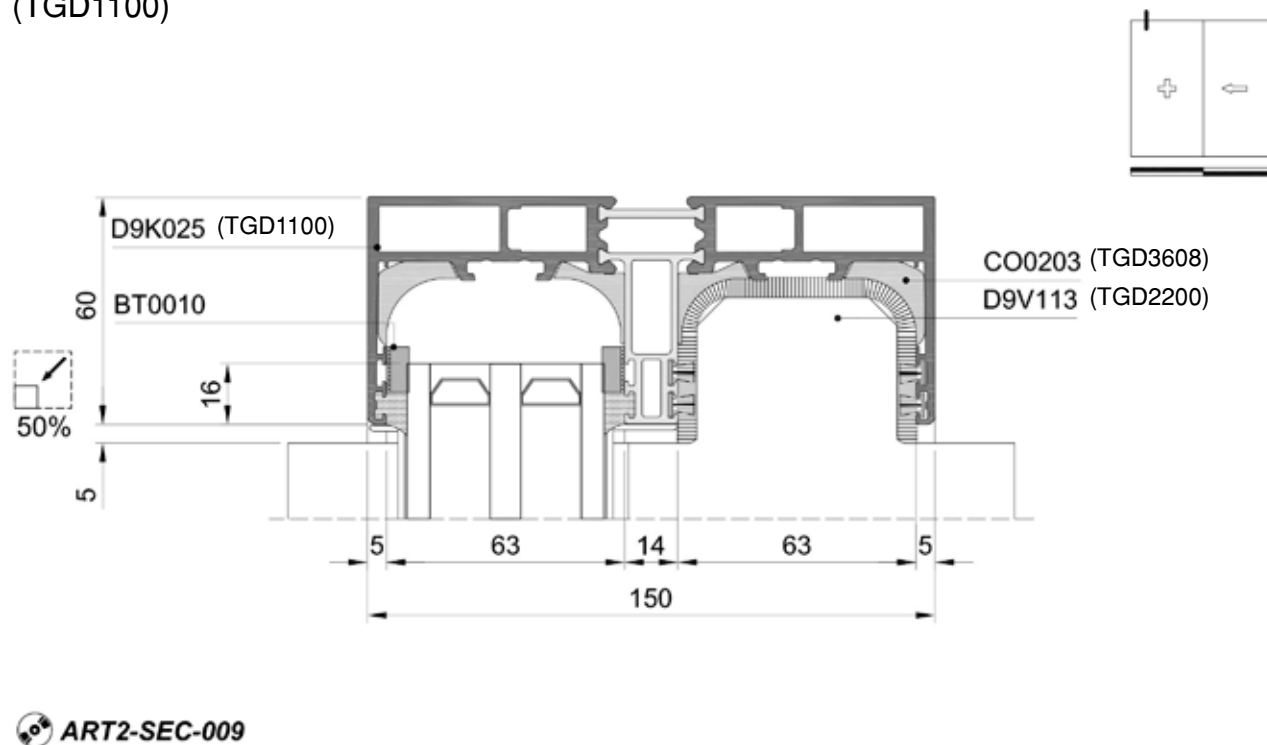
ART2-SEC-082

## D9V004/D9V005-D9T001 - CENTRO (TGD1200 / TGD1201 - )

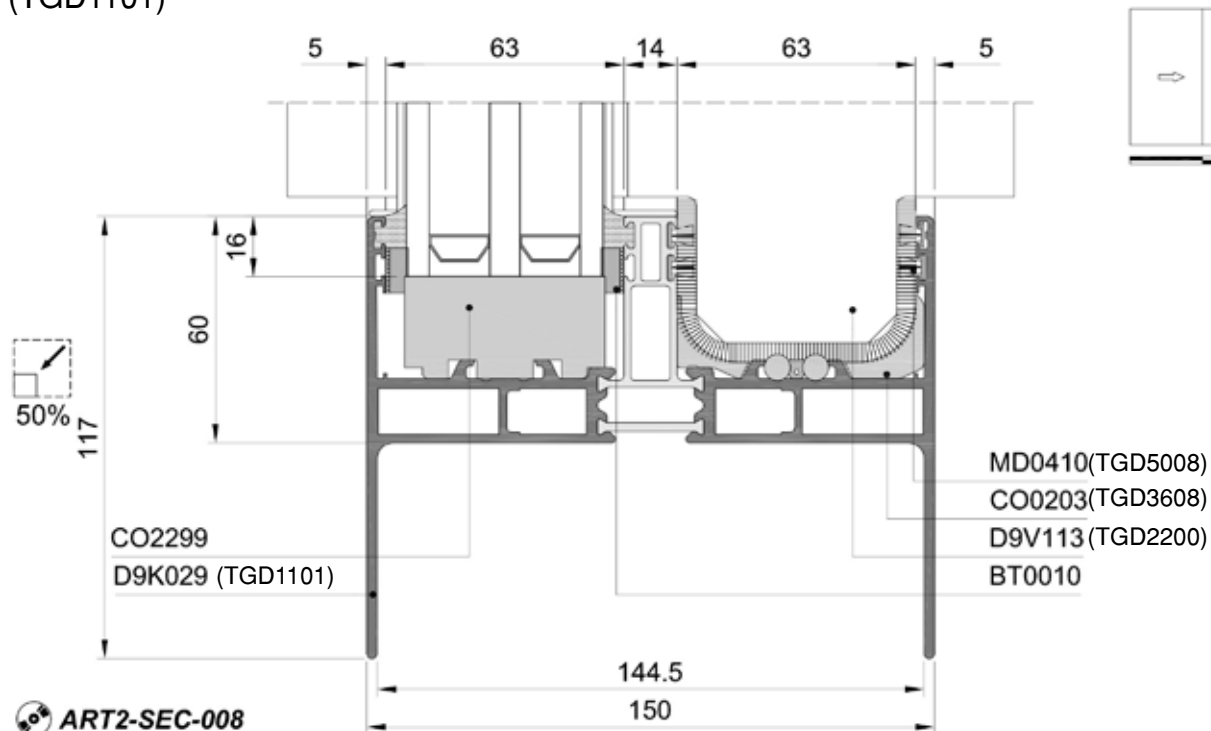


## KU0015/D9V004-D9K025 - TOPO (TGD4005 / TGD1200 - TGD1100)

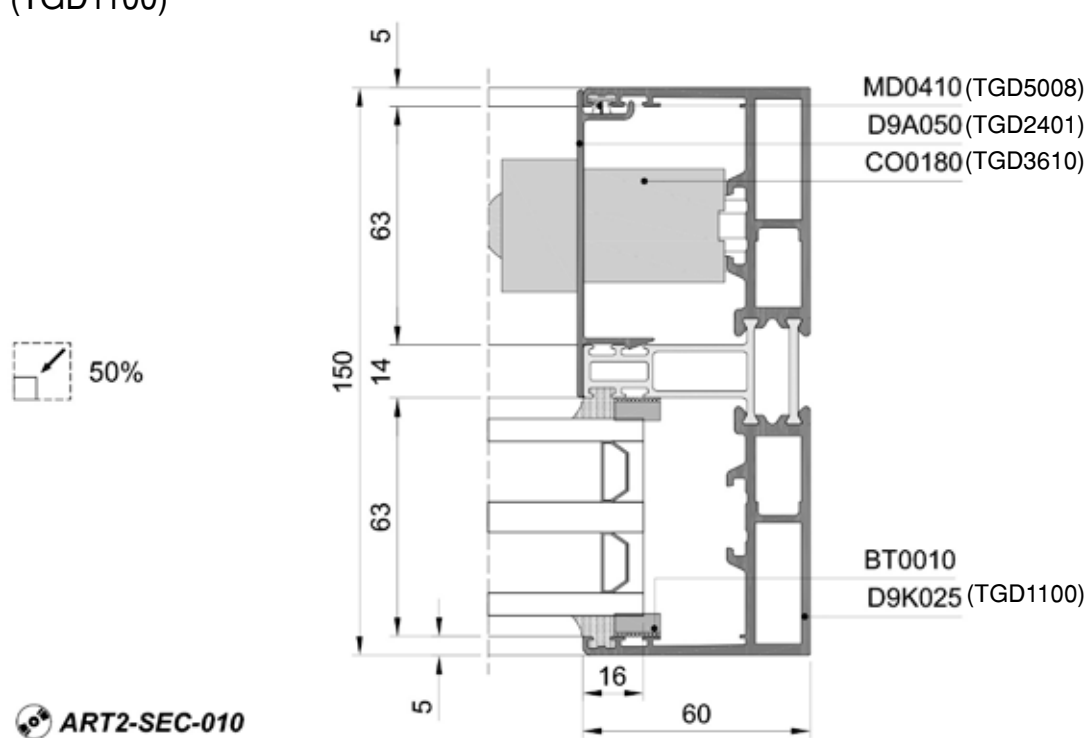


**KU0015/D9V004-D9T001 - CENTRO**  
(TGD4005 / TGD1200 - )**D9K025 - TOPO, ESQUERDA**  
(TGD1100)

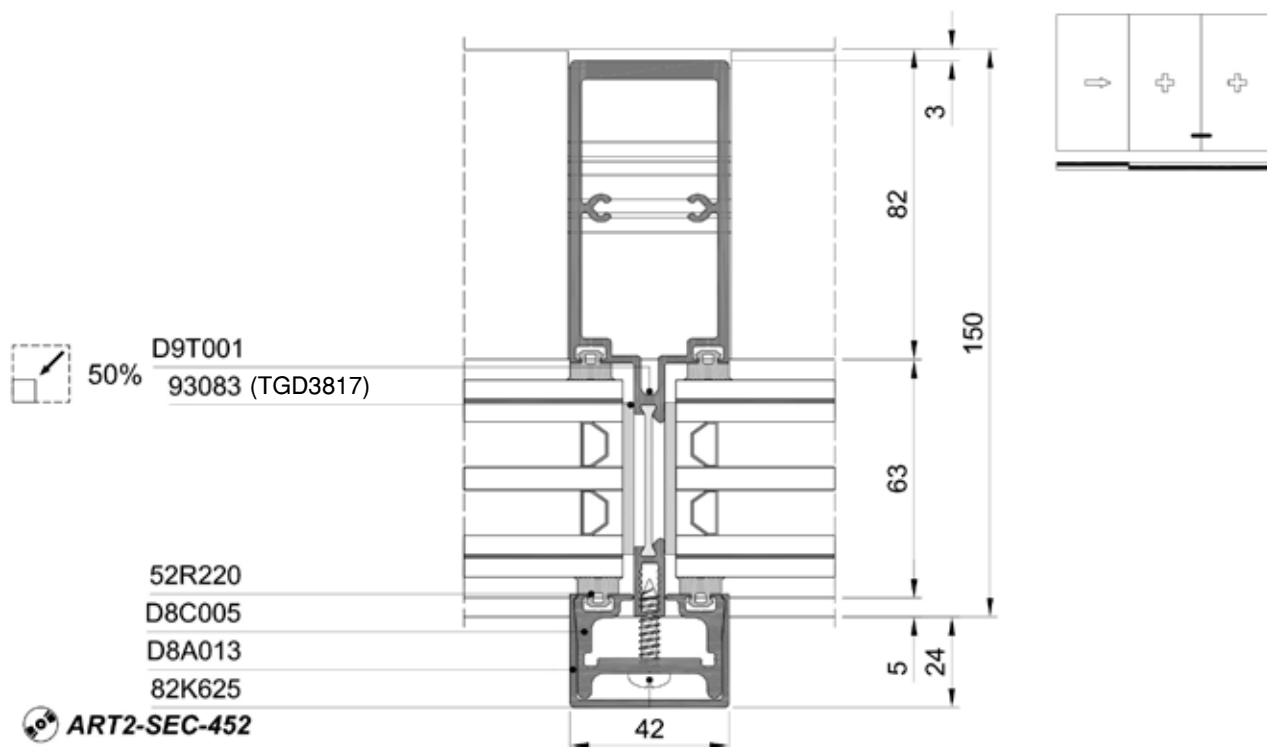
## D9K029 - FUNDO, DIREITA (TGD1101)



## D9K025 - DIREITA (TGD1100)



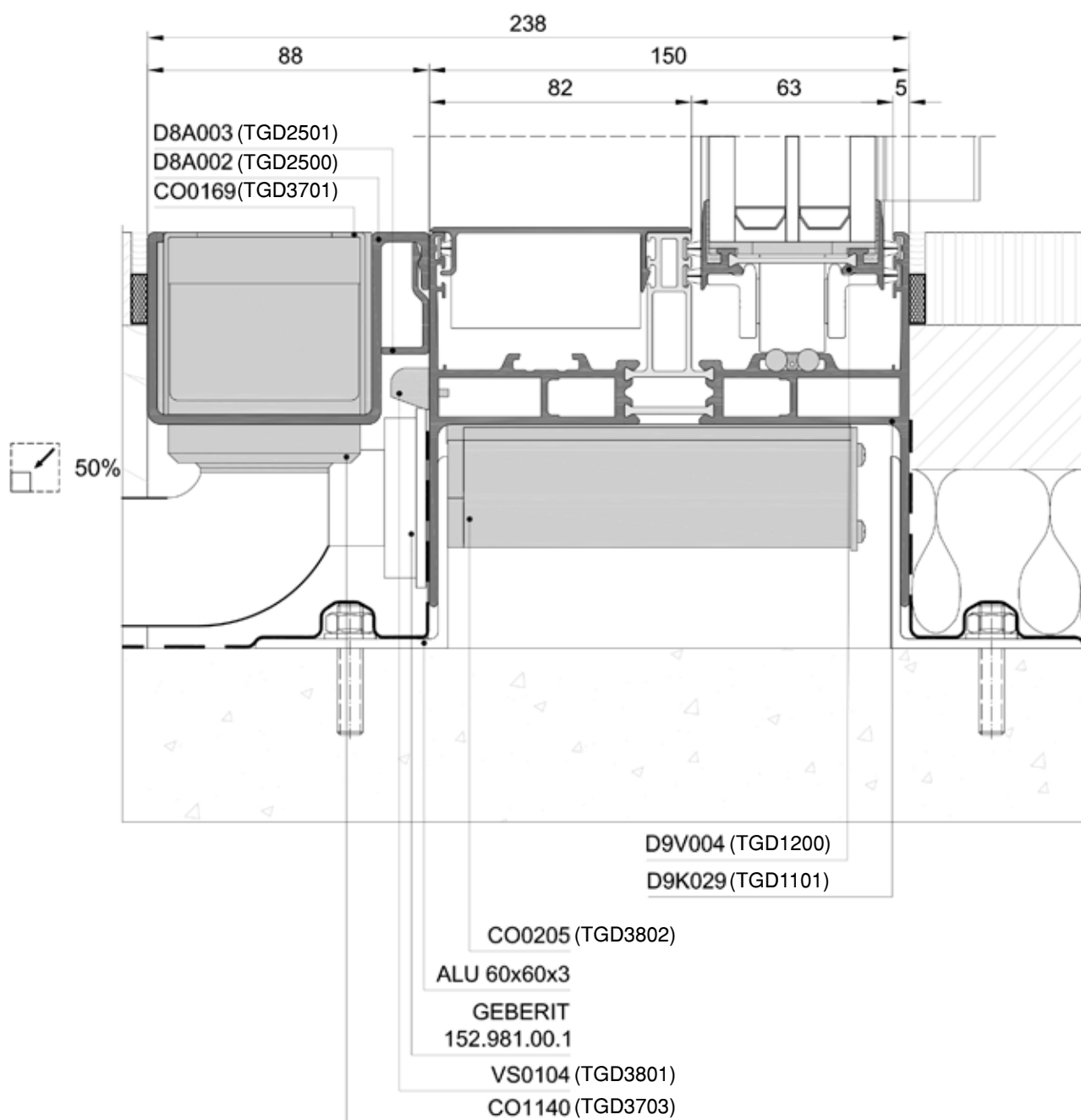
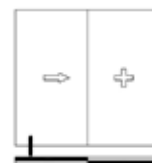
## D9T001 - CENTRO





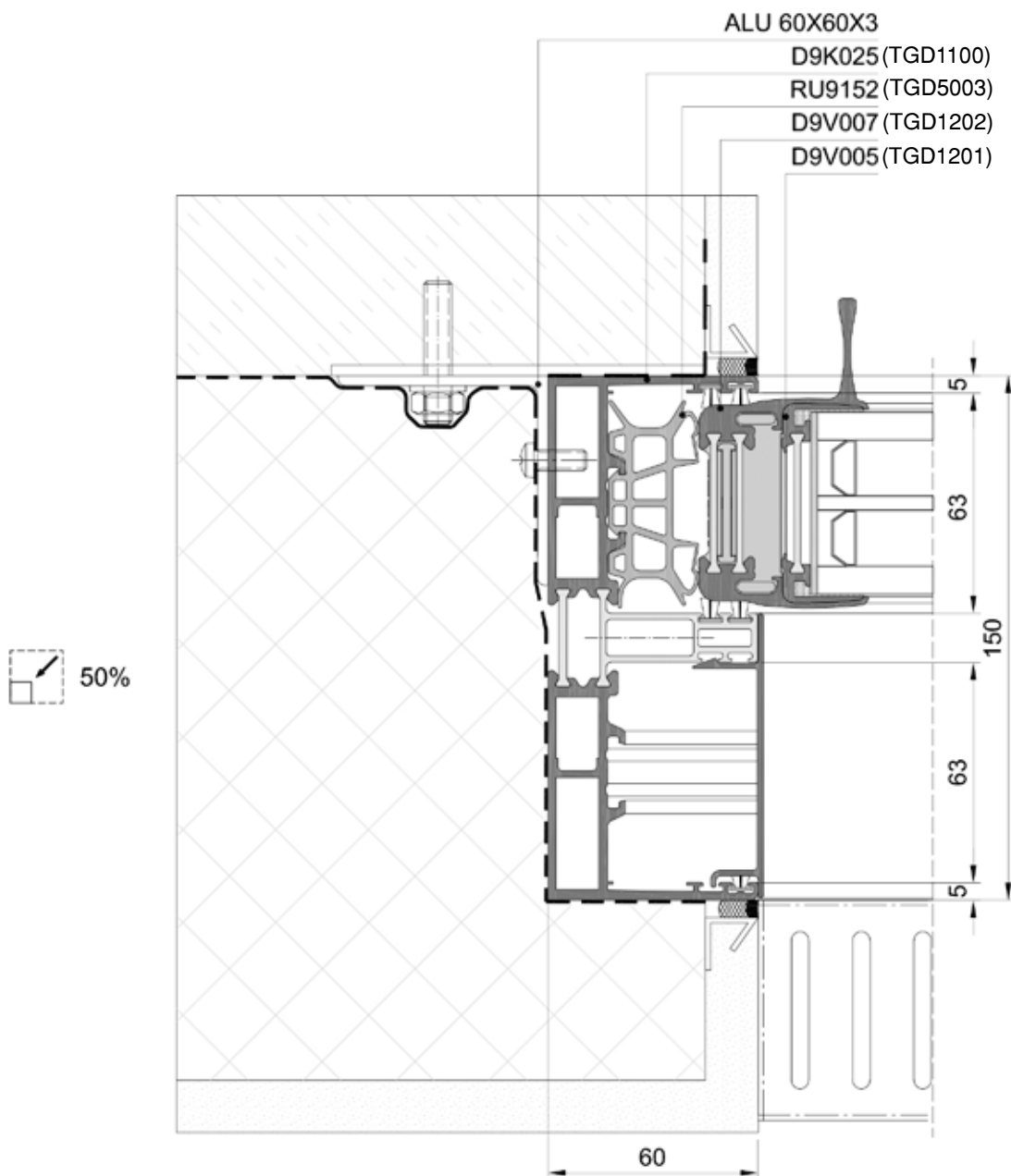
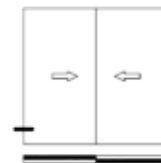
# Secções

Cortes tipo



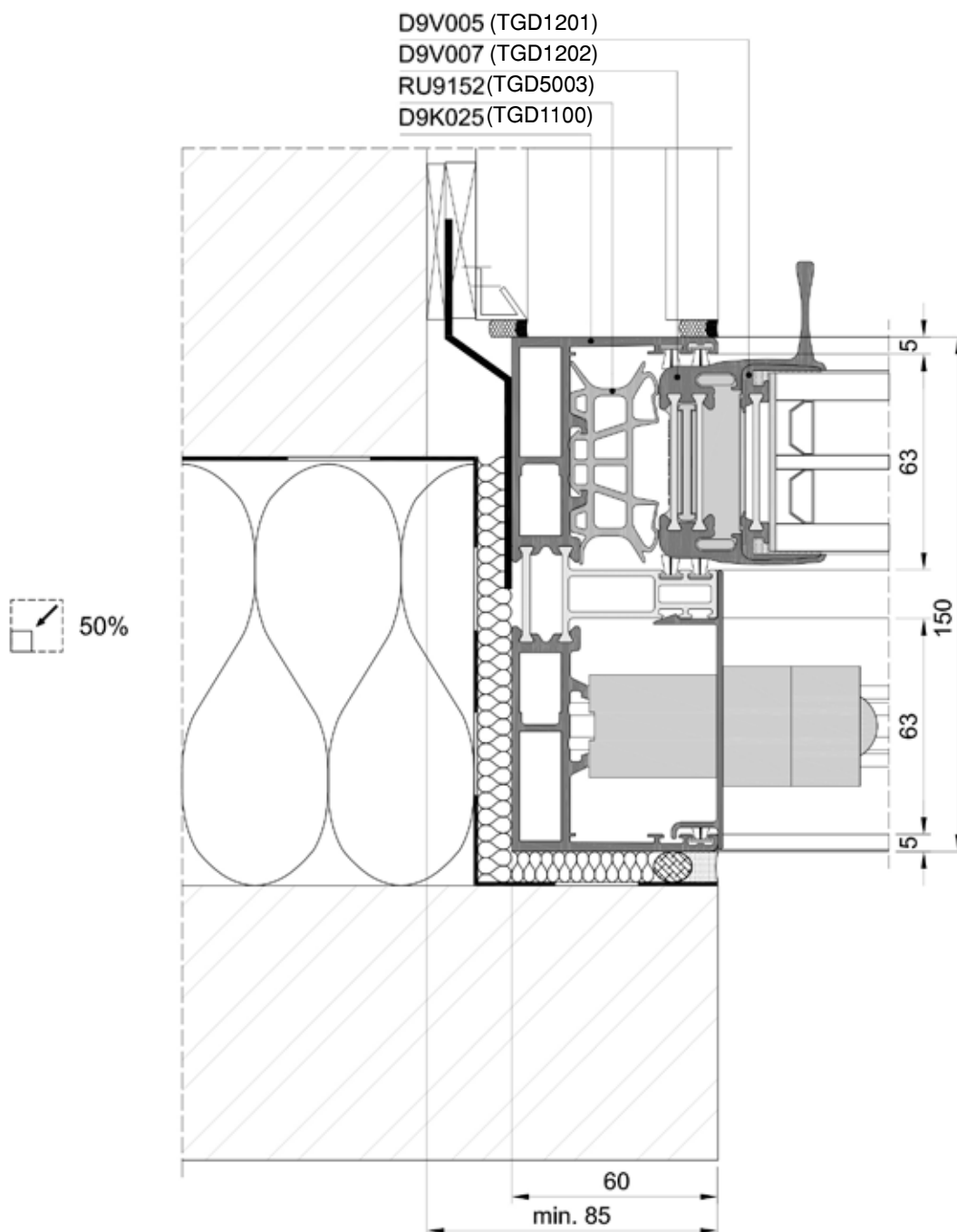
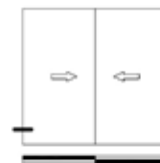
**Secções**

Cortes tipo



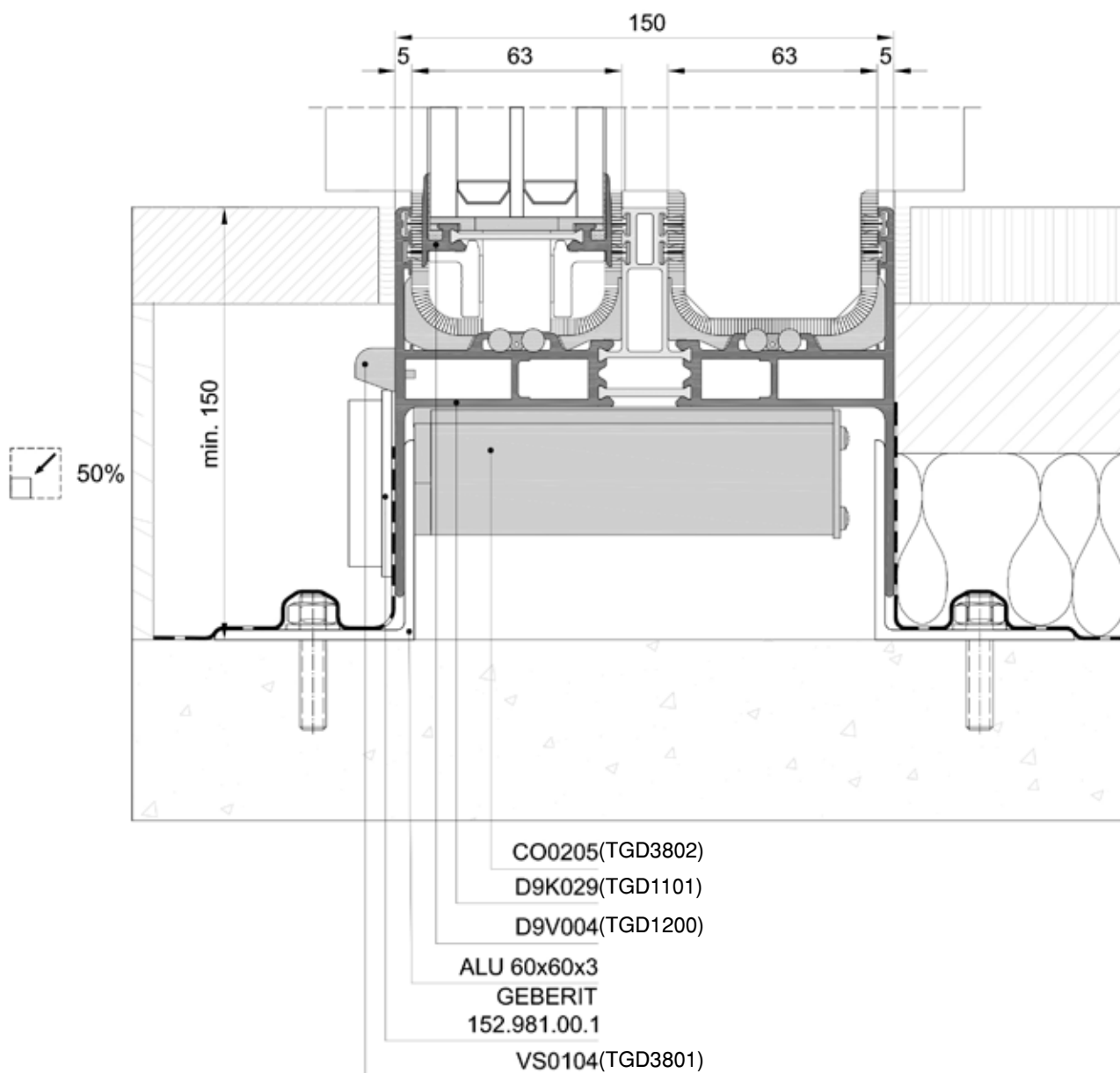
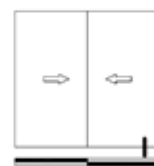
# Secções

Cortes tipo



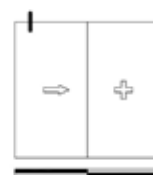
**Secções**

Cortes tipo

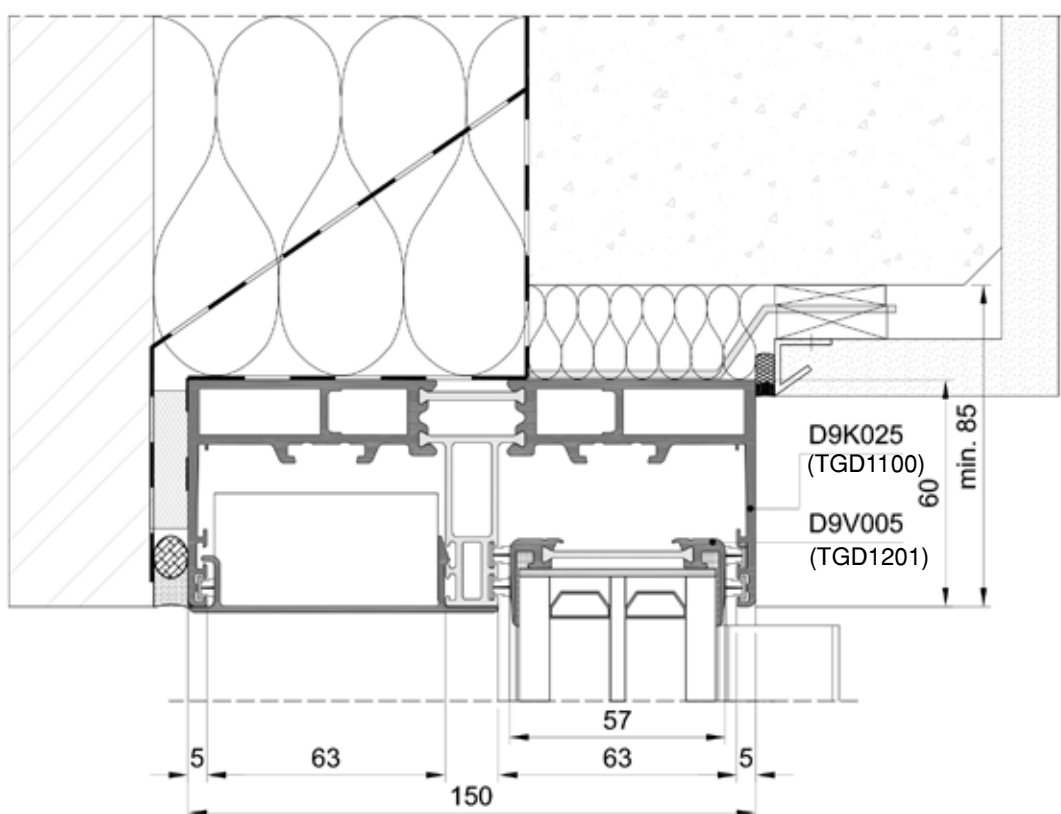


# Secções

Cortes tipo



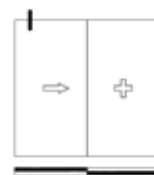
50%



ART2-SEC-719

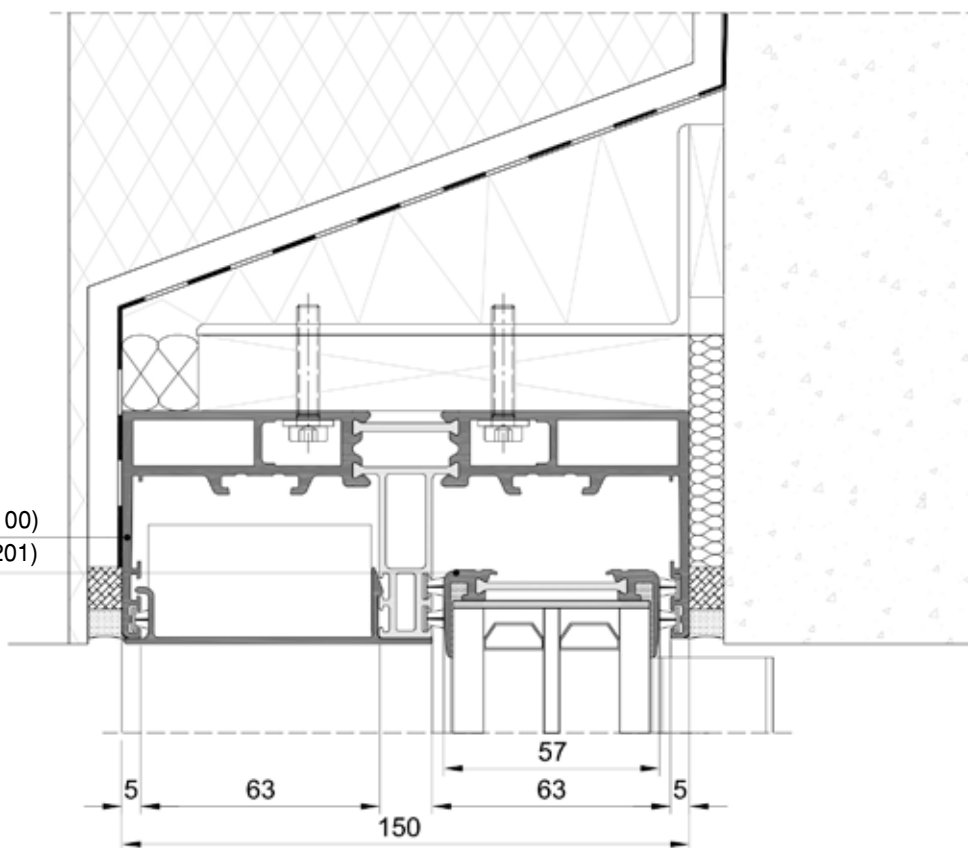
**Secções**

Cortes tipo



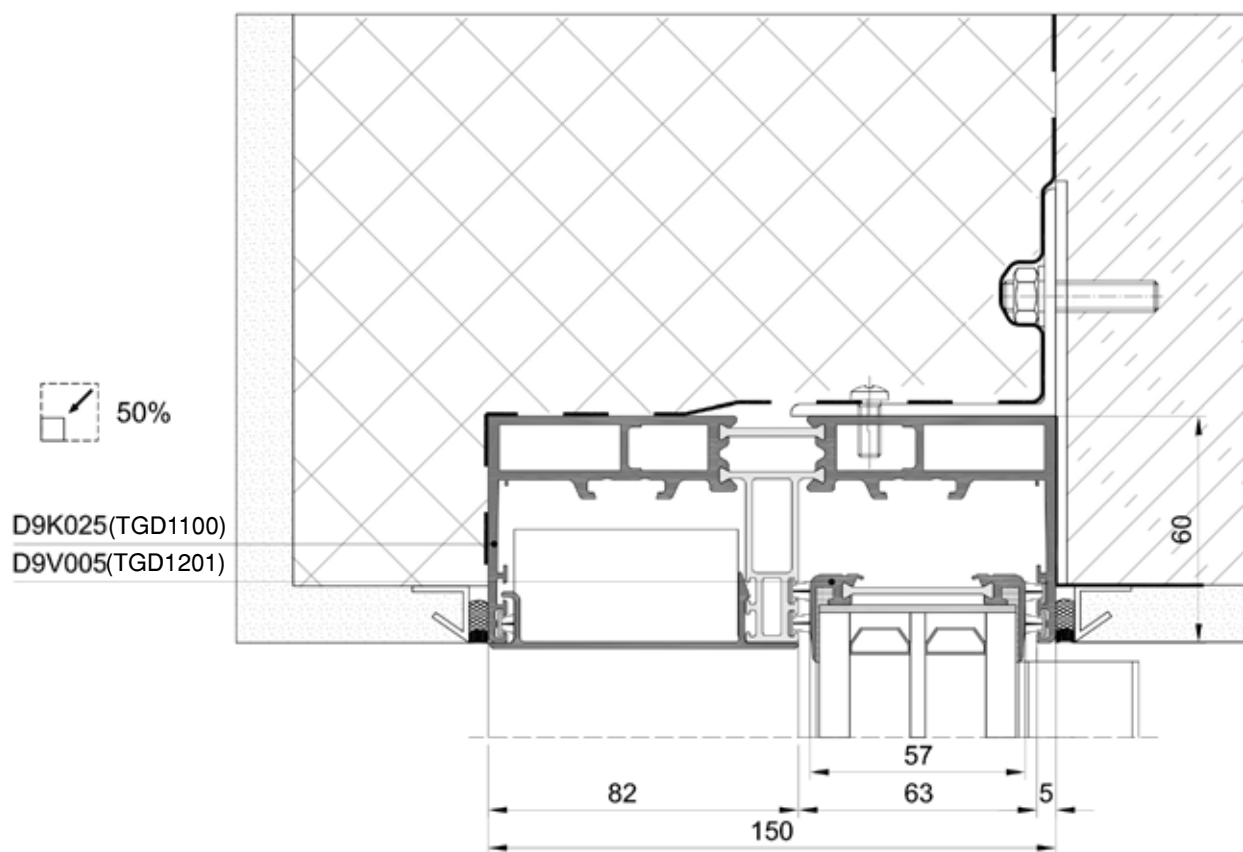
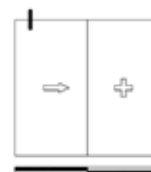
50%

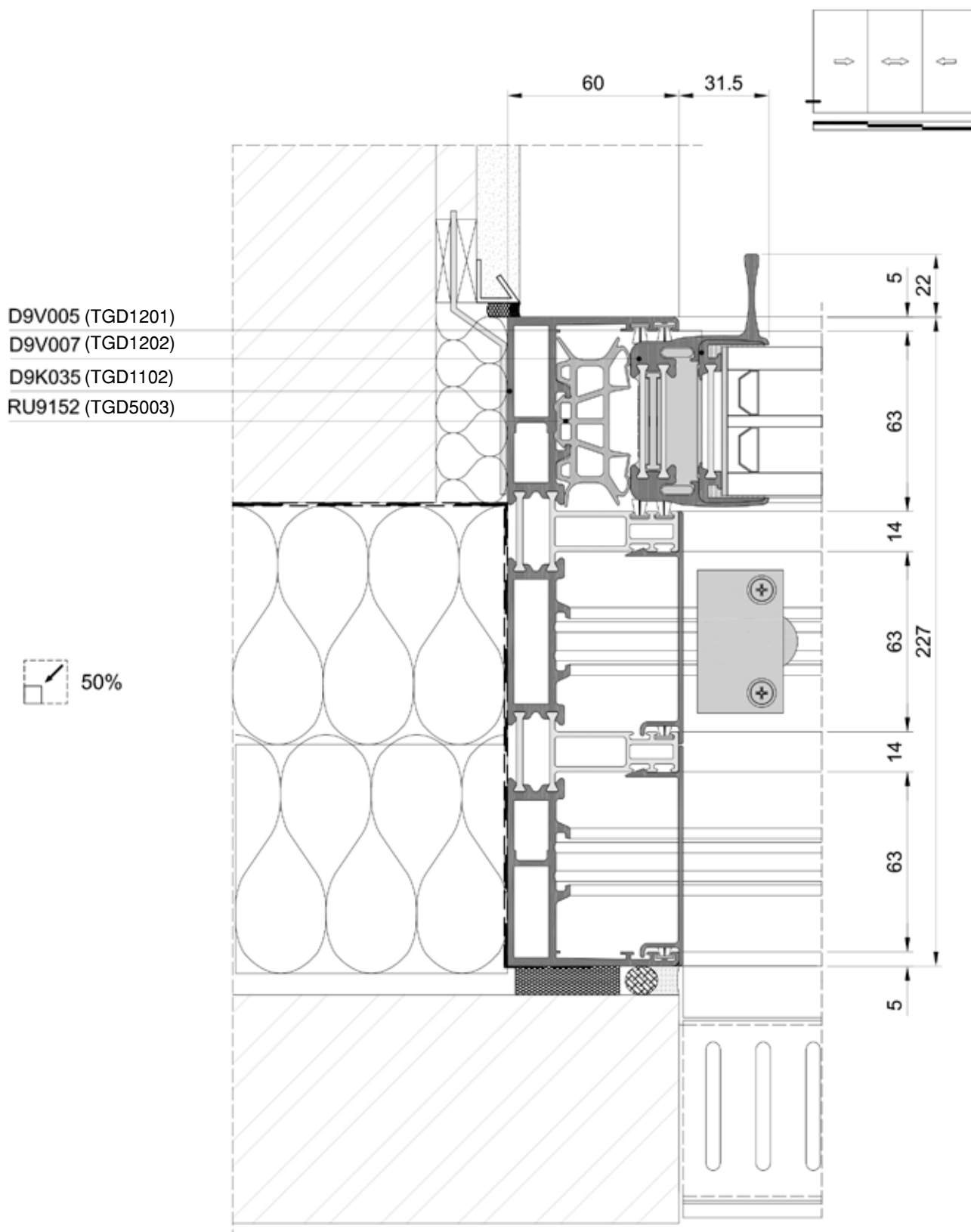
D9K025 (TGD1100)  
D9V005 (TGD1201)



# Secções

Cortes tipo





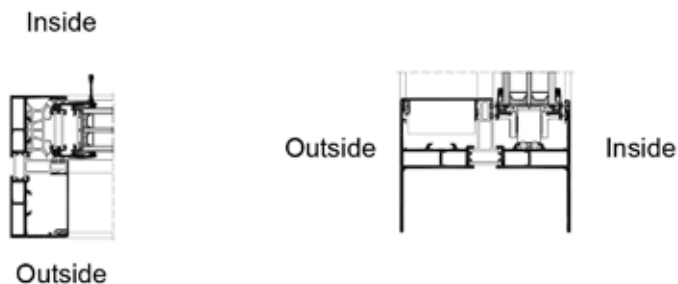


# Planos de corte

## Planos de corte

### Notas gerais

1. A Technal contém as listas de dimensões de corte e de acessórios para permitir o cálculo rápido dos materiais. No entanto, estas listas apresentam uma seleção das aplicações mais comuns do sistema. Os planos de medições de corte de combinações de aplicações ou situações que não se encontram nestas listas deverão ser fornecidos pelo próprio fabricante. Se for solicitado, a Technal ajudará.
2. É possível calcular as dimensões de corte de janelas simples e mais complexas.



3. Exterior significa sempre abaixo da horizontal e à esquerda da secção vertical.

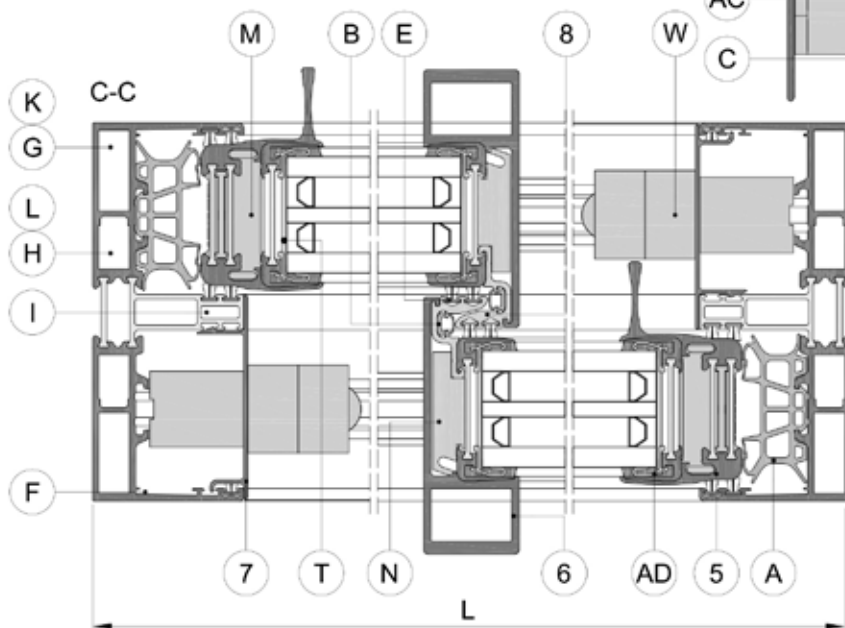
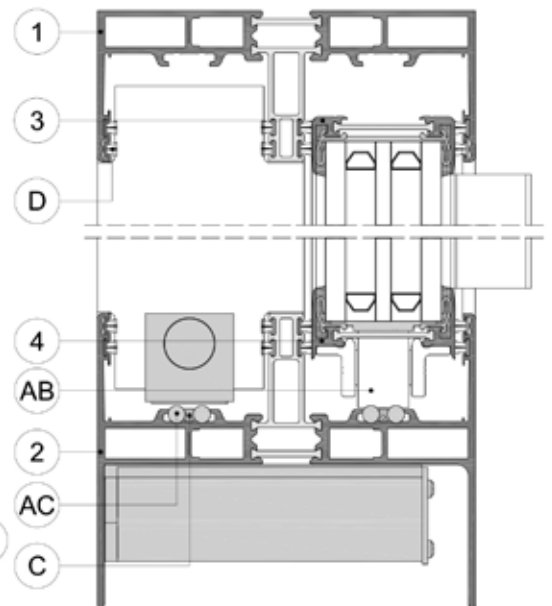
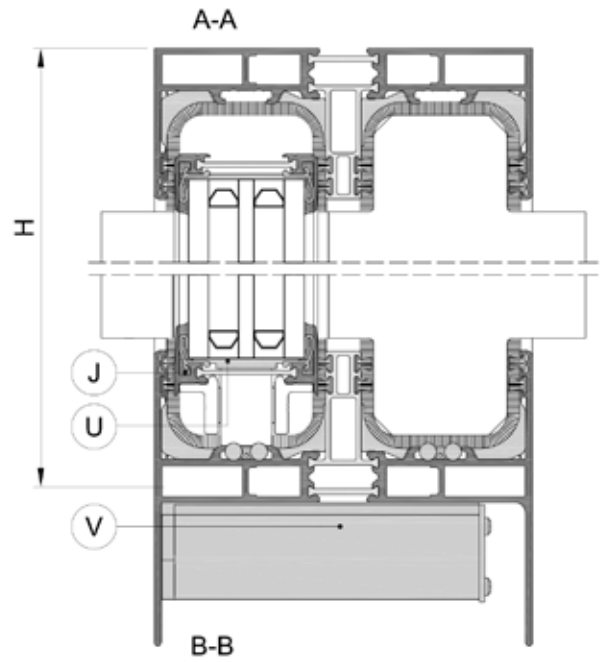
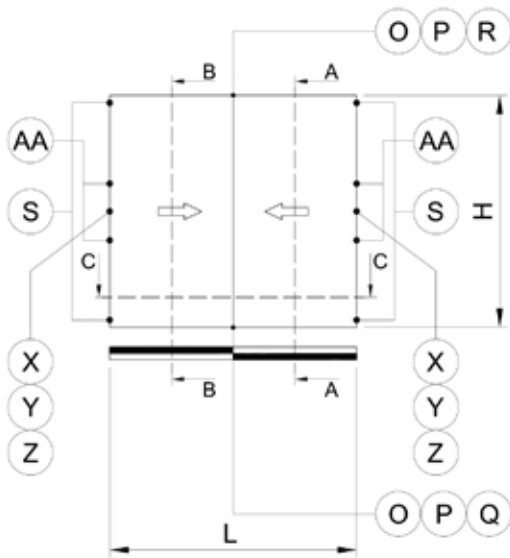


4. As medidas L e H correspondem ao respetivo comprimento e altura do aro.
5. Os parâmetros permitem calcular toda a gama de aros, folhas e travessas.
6. Consulte o capítulo "Acessórios" para ver uma escolha alternativa e os capítulos "Escolha de hardware" e "Hardware e desenhos de montagem" para hardware.
7. Ancoragem: por lado, pelo menos duas ancoragens, distância intermédia máx. de 750 mm. São colocadas junto dos pontos de rotação e fechos e estão afastadas cerca de 200 mm dos ângulos e/ou das travessas. Não estão incluídas nas listas, consulte o capítulo "Hardware e desenhos de montagem".
8. Vidros: para informação sobre a instalação de suportes e acessórios para vidro, consulte o capítulo "Hardware e desenhos de montagem".

# Planos de corte

















2 rails

46 MM



**Planos de corte**

2 rails

	PERFIS	QUANTIDADE	FORMA	MEDIDA DE CORTE	
1	 <b>D9K025</b> (TGD1102)	2 1		H	L
2	 <b>D9K029</b> (TGD1103)	1		L + 114	
3	 <b>D9V005</b> (TGD1201)	4 2		H - 89	L/2 - 61.5
4	 <b>D9V004</b> (TGD1200)	2		L/2 - 61.5	
5	 <b>D9V007</b> (TGD1202)	1		H - 140	
6	 <b>D9V113</b> (TGD2200)	2		H - 53	
7	 <b>D9A050</b> (TGD2401)	2		H - 60	
9	 <b>KU0012</b> (TGD4004)	2		H - 130	
<b>DIMENSÕES DO VIDRO</b>				L/2 - 81.5	H - 109

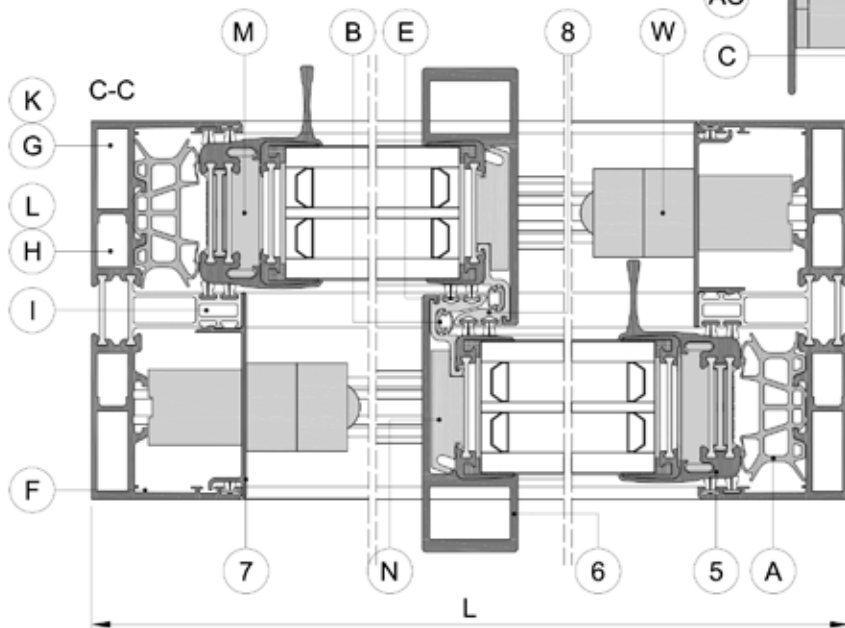
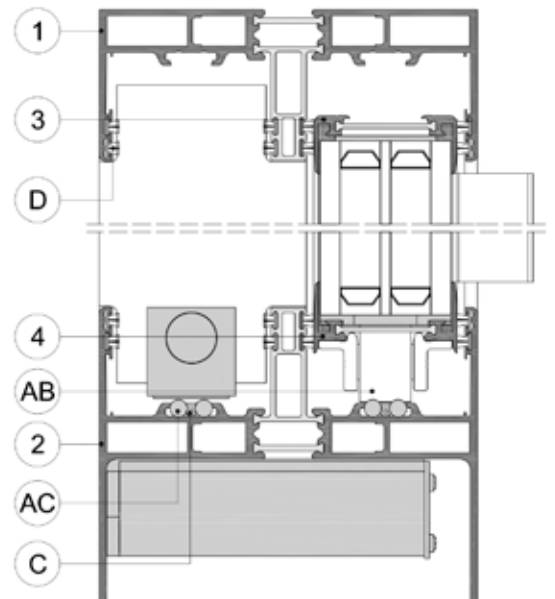
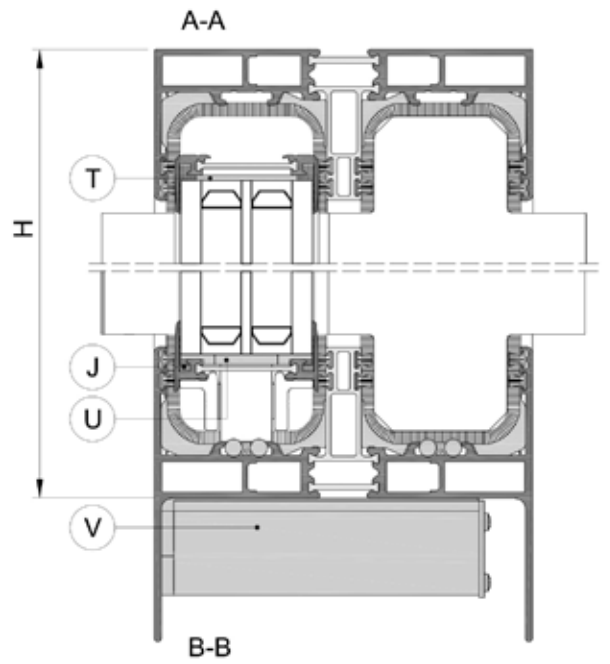
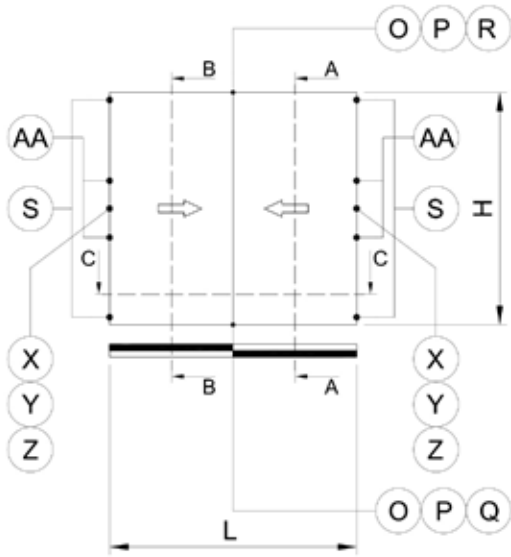
	ACESSÓRIOS	QUANTIDADE
<b>A</b>	RU9152	2(H - 47)
<b>B</b>	RU9121	2(H - 130)
<b>C</b>	RU9154	2(L - 44)
<b>D</b>	MD0410	10(H - 86) 16(L - 86)
<b>E</b>	MD0410	4(H - 130)
<b>F</b>	HV4M12	8
<b>G</b>	HV9M16	8
<b>H</b>	HV9M17	8
<b>I</b>	CO0153	4
<b>J</b>	HV4K05	16
<b>K</b>	VS9973	8
<b>L</b>	VS9974	8
<b>M</b>	CO0199	4
<b>N</b>	CO0207	J.3.x
<b>O</b>	CO0203	4

	ACESSÓRIOS	QUANTIDADE
<b>P</b>	CO0204	4
<b>Q</b>	VS1420	1
<b>R</b>	CO1131	1
<b>S</b>	CO0210	4
<b>T</b>	93082	J.2.x
<b>U</b>	CO0208	4
<b>V</b>	CO0205	J.6.x
<b>W</b>	CO0180 + CO0159	2
<b>X</b>	CO0214	2
<b>Y</b>	SF3054	2
<b>Z</b>	ZB0052	2
<b>AA</b>	SV2088	4
<b>AB</b>	SV0037	4
<b>AC</b>	CO1199	4(L - 44)
<b>AD</b>	CO0237	J.2.x

# Planos de corte

















2 rails

52 MM



## Planos de corte

2 rails

	PERFIS	QUANTIDADE	FORMA	MEDIDA DE CORTE
1	 <b>D9K025</b> (TGD1100)	2 1		H L
2	 <b>D9K029</b> (TGD1101)	1		L + 114
3	 <b>D9V005</b> (TGD1201)	4 2		H - 89 L/2 - 61.5
4	 <b>D9V004</b> (TGD1200)	2		L/2 - 61.5
5	 <b>D9V007</b> (TGD1202)	1		H - 140
6	 <b>D9V113</b> (TGD2200)	2		H - 53
7	 <b>D9A050</b> (TGD2401)	2		H - 60
8	 <b>KU0012</b> (TGD4004)	2		H - 130
DIMENSÕES DO VIDRO				L/2 - 81.5      H - 109

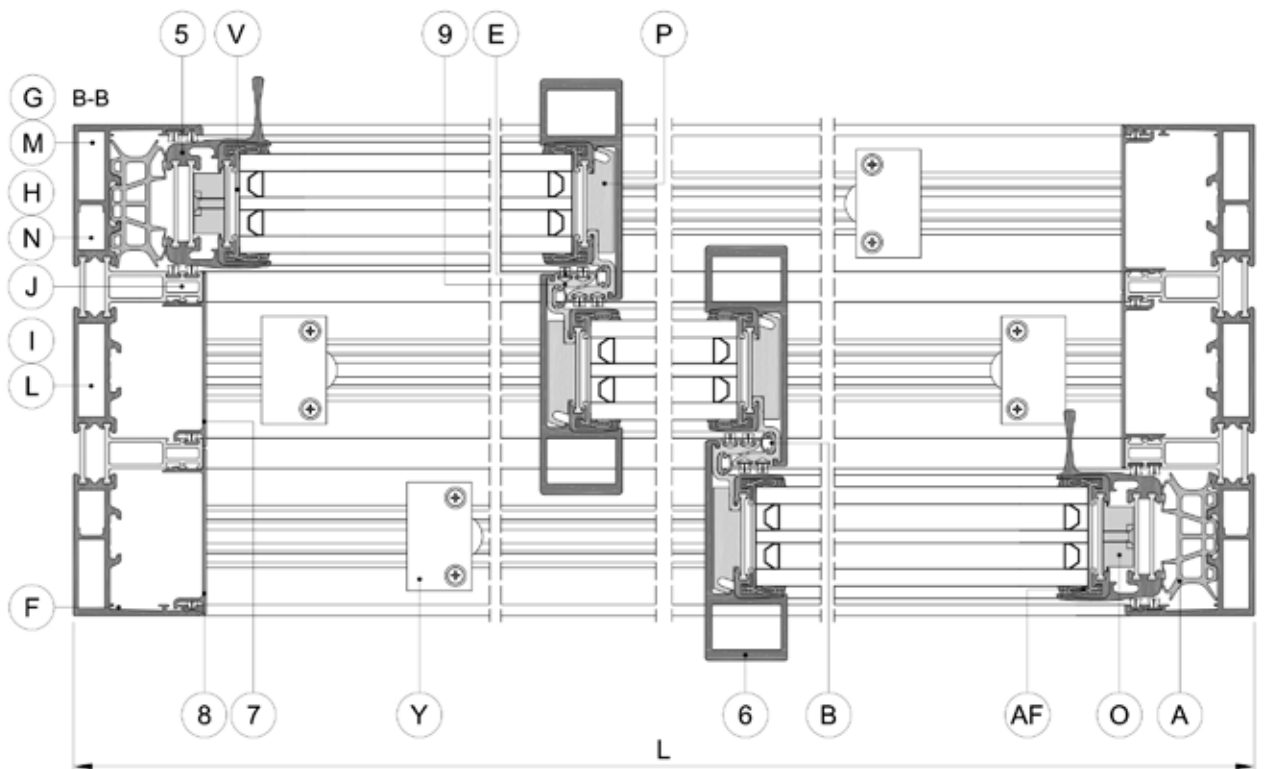
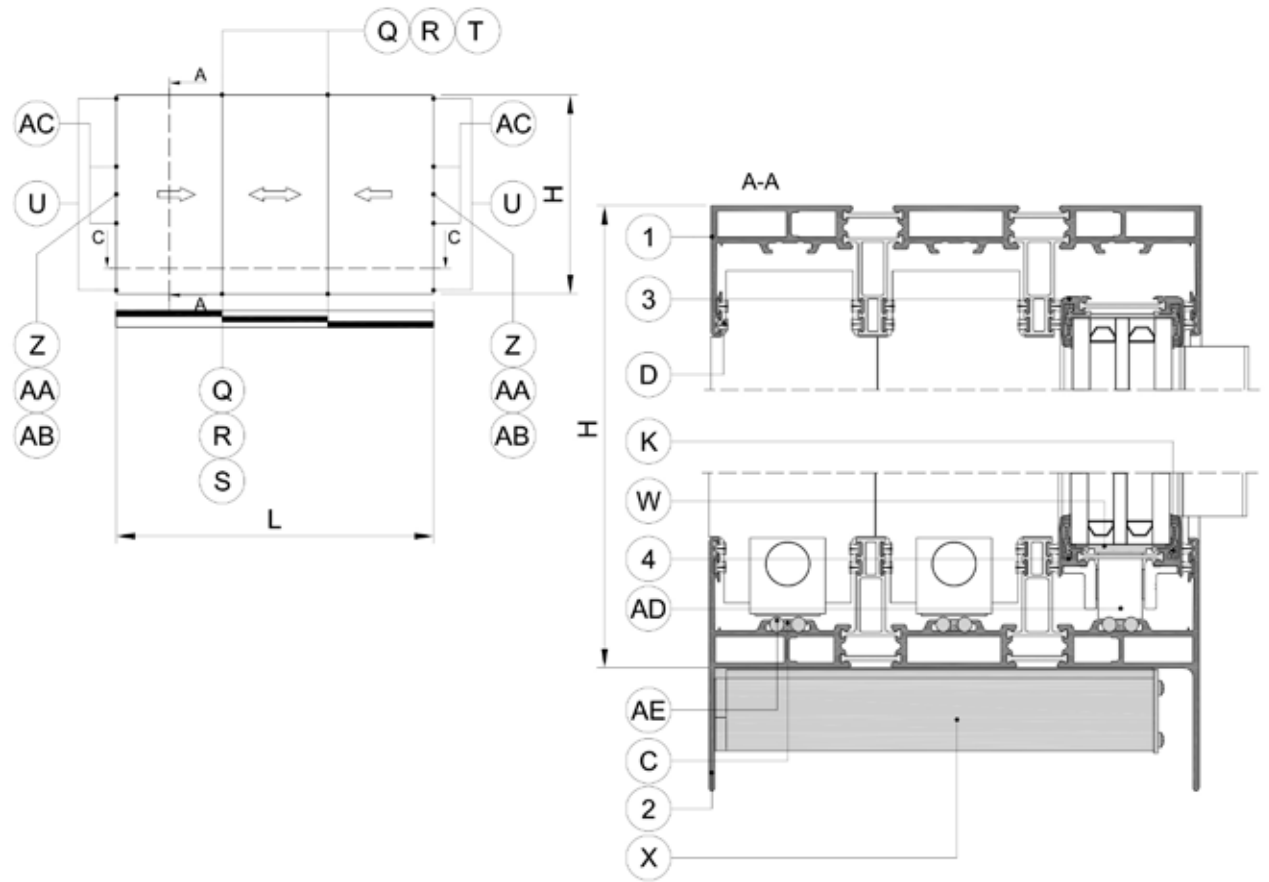
	ACESSÓRIOS	QUANTIDADE
<b>A</b>	RU9152 (TGD5003)	2(H - 47)
<b>B</b>	RU9121 (TGD5002)	2(H - 130)
<b>C</b>	RU9154 (TGD5005)	2(L - 44)
<b>D</b>	MD0410 (TGD5008)	10(H - 86) 16(L - 86)
<b>E</b>	MD0410 (TGD5008)	4(H - 130)
<b>F</b>	HV4M12 (TGD3607)	8
<b>G</b>	HV9M16 (TGD3602)	8
<b>H</b>	HV9M17 (TGD3603)	8
<b>I</b>	CO0153 (TGD3600)	4
<b>J</b>	HV4K05 (TGD3606)	16
<b>K</b>	VS9973 (TGD3812)	8
<b>L</b>	VS9974 (TGD3813)	8
<b>M</b>	CO0199 (TGD3814)	4
<b>N</b>	CO0207 (TGD3804)	J.3.x

	ACESSÓRIOS	QUANTIDADE
<b>O</b>	CO0203 (TGD3608)	4
<b>P</b>	CO0204 (TGD3805)	4
<b>Q</b>	VS1420 (TGD3809)	1
<b>R</b>	CO1131 (TGD3810)	1
<b>S</b>	CO0210 (TGD3806)	4
<b>T</b>	93082 (TGD3816)	J.2.x
<b>U</b>	CO0208 (TGD3800)	4
<b>V</b>	CO0205 (TGD3802)	J.6.x
<b>W</b>	CO0180 + CO0159 (TGD3610 + TGD3611)	2
<b>X</b>	CO0214 (TGD6001)	2
<b>Y</b>	SF3054 (TGD6002)	2
<b>Z</b>	ZB0052 (TGD6004)	2
<b>AA</b>	SV2088 (TGD6012)	4
<b>AB</b>	SV0037 (TGD6014)	4
<b>AC</b>	CO1199 (TGD4003)	4(L - 44)

# Planos de corte

3 rails



















46 MM



TECHNAL®

## Planos de corte

3 rails

	PERFIS		QUANTIDADE	FORMA	MEDIDA DE CORTE	
1		D9K035 (TGD1102)	2 1		H L	
2		D9K039 (TGD1103)	1		L + 114	
3		D9V005 (TGD1201)	6 3		H - 89 L/3 - 37	
4		D9V004 (TGD1200)	3		L/3 - 37	
5		D9V007 (TGD1202)	2		H - 140	
6		D9V113 (TGD2200)	4		H - 53	
7		D9A050 (TGD2401)	2		H - 60	
8		D9A051 (TGD2402)	2		H - 60	
9		KU0012 (TGD4004)	4		H - 130	
DIMENSÕES DO VIDRO					L/3 - 57	H - 109

	ACESSÓRIOS	QUANTIDADE
A	RU9152 (TGD5003)	2(H - 47)
B	RU9121 (TGD5002)	4(H - 130)
C	RU9154 (TGD5005)	3(L - 44)
D	MD0410 (TGD5008)	12(H - 86) 24(L - 86)
E	MD0410 (TGD5008)	8(H - 130)
F	HV4M12 (TGD3607)	8
G	HV9M16 (TGD3602)	8
H	HV9M17 (TGD3603)	8
I	HV9M15 (TGD3601)	4
J	CO0153 (TGD3600)	8
K	HV4K05 (TGD3606)	24
L	VS9972 (TGD3811)	4
M	VS9973 (TGD3812)	8
N	VS9974 (TGD3813)	8
O	CO0199 (TGD3814)	4
P	CO0207 (TGD3804)	J.3.x

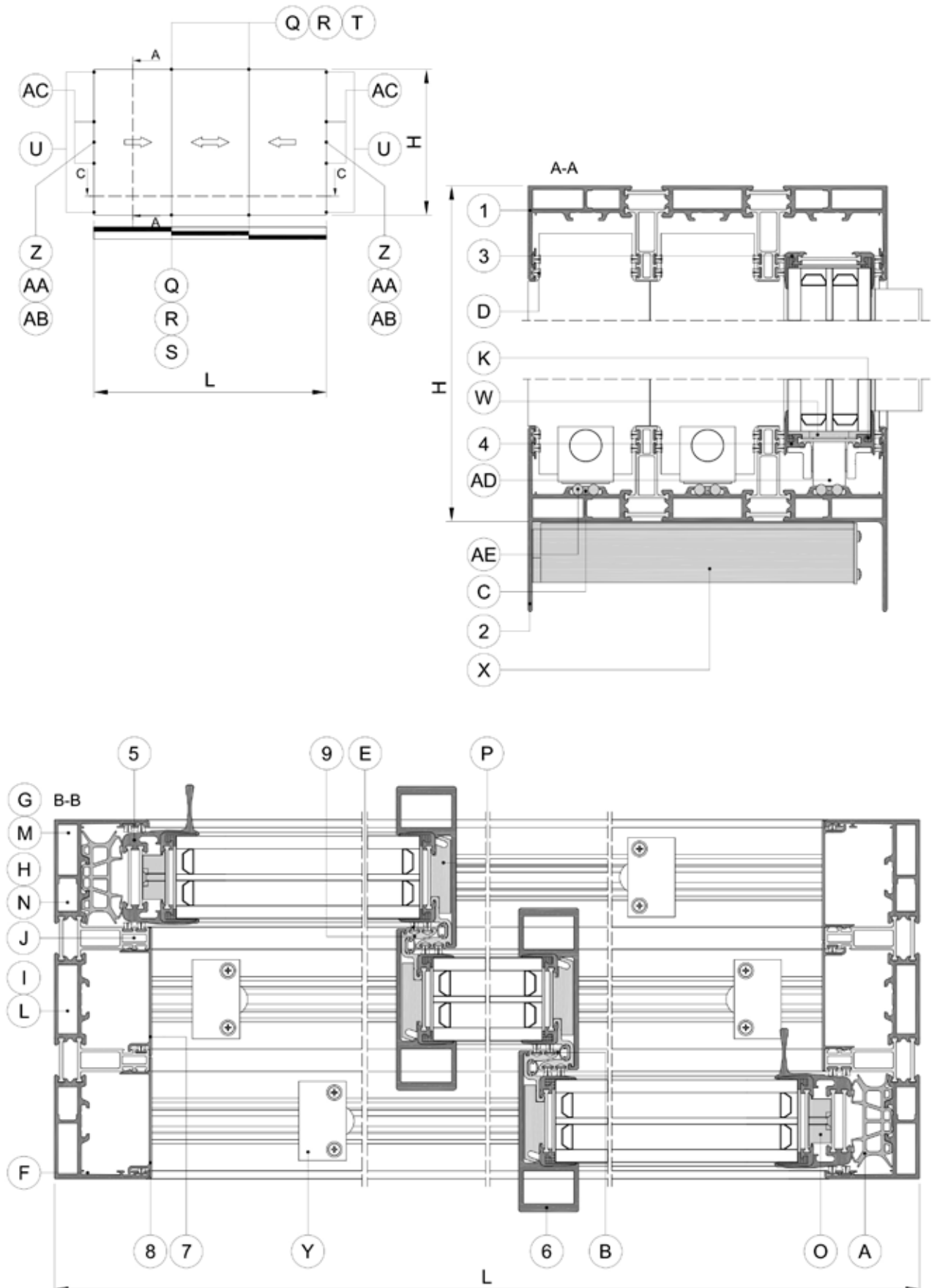
	ACESSÓRIOS	QUANTIDADE
Q	CO0203 (TGD3608)	4
R	CO0204 (TGD3805)	4
S	VS1420 (TGD3809)	2
T	CO1131 (TGD3810)	2
U	CO0210 (TGD3806)	4
V	93082 (TGD3816)	J.2.x
W	CO0208 (TGD3800)	6
X	CO0206 (TGD3803)	J.6.x
Y	CO0201 (TGD3612)	4
Z	CO0214 (TGD6001)	2
AA	SF3054 (TGD6002)	2
AB	ZB0052 (TGD6004)	2
AC	SV2088 (TGD6012)	4
AD	SV0037 (TGD6014)	6
AE	CO1199 (TGD4003)	6(L - 44)
AF	CO0237 (TGD4006)	J.2.x



# Planos de corte

3 rails



















52 MM



TECHNAL®

## Planos de corte

3 rails

	PERFIS	QUANTIDADE	FORMA	MEDIDA DE CORTE
1	 <b>D9K035</b> (TGD1102)	2 1		H L
2	 <b>D9K039</b> (TGD1103)	1		L + 114
3	 <b>D9V005</b> (TGD1201)	6 3		H - 89 L/3 - 37
4	 <b>D9V004</b> (TGD1200)	3		L/3 - 37
5	 <b>D9V007</b> (TGD1202)	2		H - 140
6	 <b>D9V113</b> (TGD2200)	4		H - 53
7	 <b>D9A050</b> (TGD2401)	2		H - 60
8	 <b>D9A051</b> (TGD2402)	2		H - 60
9	 <b>KU0012</b> (TGD4004)	4		H - 130
DIMENSÕES DO VIDRO				L/3 - 57      H - 109

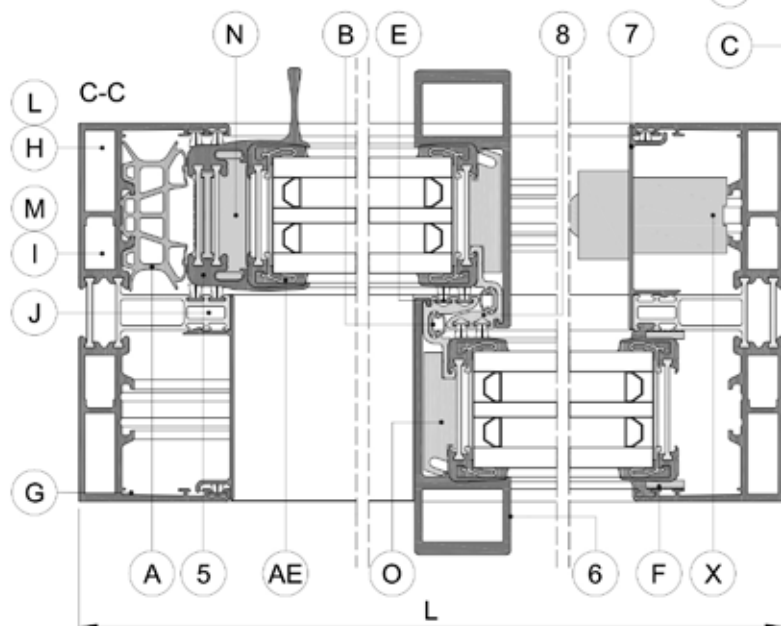
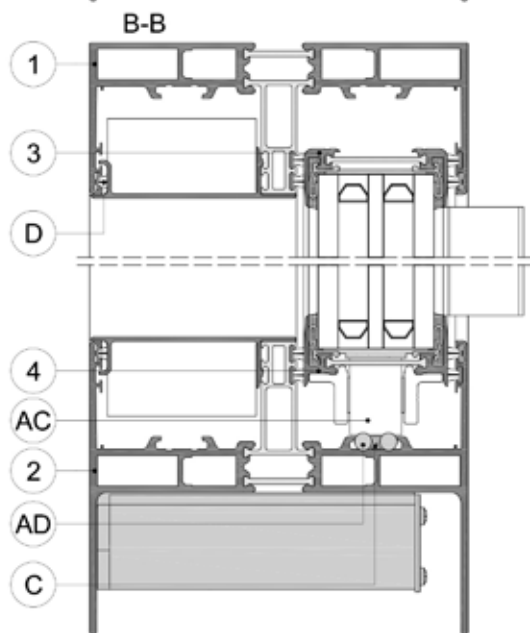
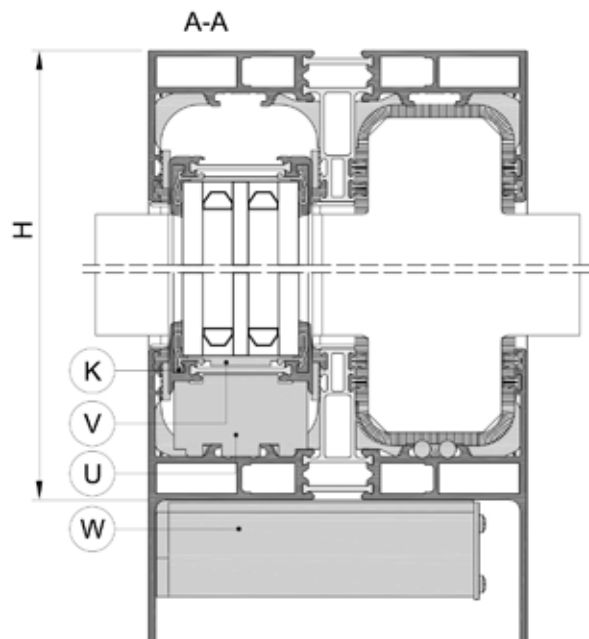
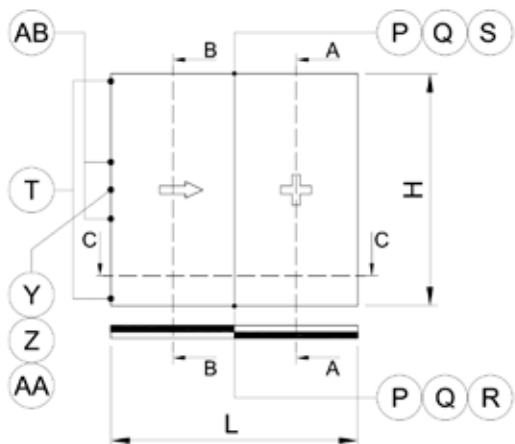
	ACESSÓRIOS	QUANTIDADE
<b>A</b>	RU9152 (TGD5003)	2(H - 47)
<b>B</b>	RU9121 (TGD5002)	4(H - 130)
<b>C</b>	RU9154 (TGD5005)	3(L - 44)
<b>D</b>	MD0410 (TGD5008)	12(H - 86) 24(L - 86)
<b>E</b>	MD0410 (TGD5008)	8(H - 130)
<b>F</b>	HV4M12 (TGD3607)	8
<b>G</b>	HV9M16 (TGD3602)	8
<b>H</b>	HV9M17 (TGD3603)	8
<b>I</b>	HV9M15 (TGD3601)	4
<b>J</b>	CO0153 (TGD3600)	8
<b>K</b>	HV4K05 (TGD3606)	24
<b>L</b>	VS9972 (TGD3811)	4
<b>M</b>	VS9973 (TGD3812)	8
<b>N</b>	VS9974 (TGD3813)	8
<b>O</b>	CO0199 (TGD3814)	4

	ACESSÓRIOS	QUANTIDADE
<b>P</b>	CO0207 (TGD3804)	J.3.x
<b>Q</b>	CO0203 (TGD3608)	4
<b>R</b>	CO0204 (TGD3805)	4
<b>S</b>	VS1420 (TGD3809)	2
<b>T</b>	CO1131 (TGD3810)	2
<b>U</b>	CO0210 (TGD3806)	4
<b>V</b>	93082 (TGD3816)	J.2.x
<b>W</b>	CO0208 (TGD3800)	6
<b>X</b>	CO0206 (TGD3803)	J.6.x
<b>Y</b>	CO0201 (TGD3612)	4
<b>Z</b>	CO0214 (TGD6001)	2
<b>AA</b>	SF3054 (TGD6002)	2
<b>AB</b>	ZB0052 (TGD6004)	2
<b>AC</b>	SV2088 (TGD6012)	4
<b>AD</b>	SV0037 (TGD6014)	6
<b>AE</b>	CO1199 (TGD4003)	6(L - 44)

# Planos de corte

















2 rails - Móvel - Fixo

46 MM



**Planos de corte**

2 rails - Móvel - Fixo

	PERFIS		QUANTIDADE	FORMA	MEDIDA DE CORTE	
1		D9K025 (TGD1100)	2 1		H L	
2		D9K029 (TGD1101)	1		L + 114	
3		D9V005 (TGD1201)	4 2		H - 89 L/2 - 48.5	
4		D9V004 (TGD1200)	2		L/2 - 48.5	
5		D9V007 (TGD1202)	1		H - 140	
6		D9V113 (TGD2200)	2		H - 53	
7		D9A050 (TGD2401)	2 1		H - 60 L/2 - 67.5	
8		KU0012 (TGD4004)	2		H - 130	
DIMENSÕES DO VIDRO					L/2 - 68.5	H - 109

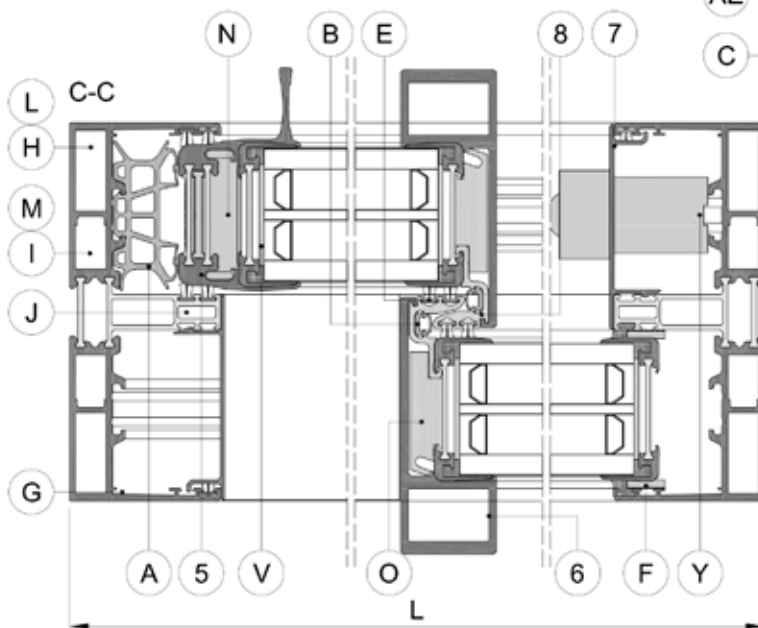
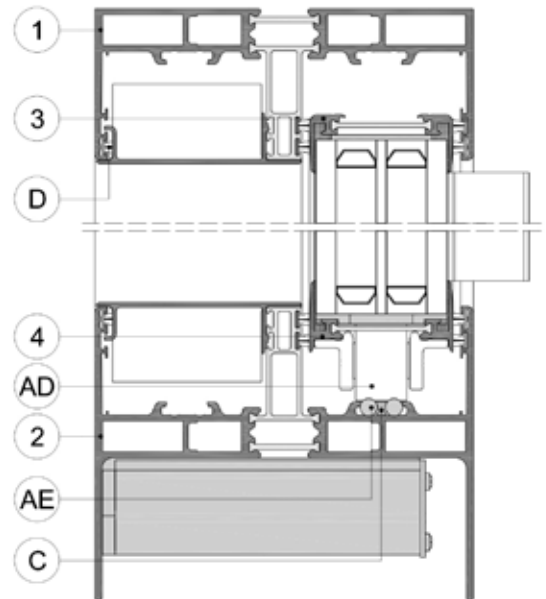
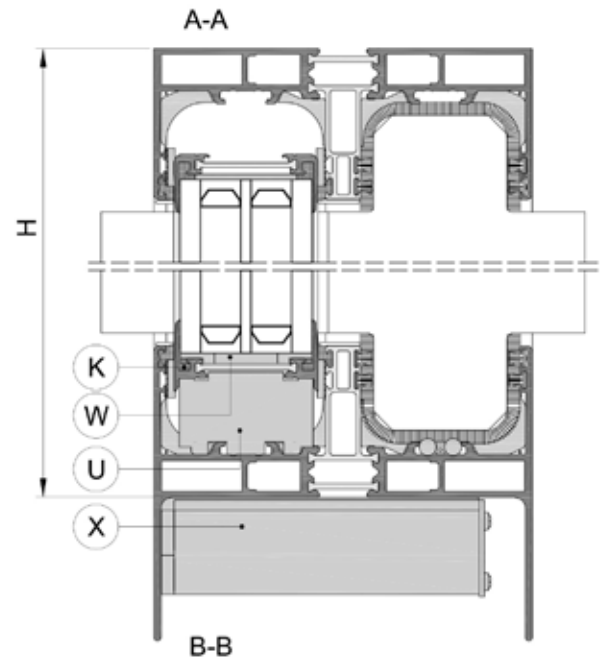
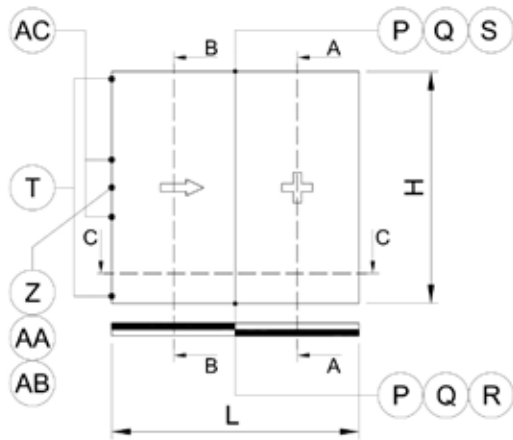
	ACESSÓRIOS	QUANTIDADE
A	RU9152 (TGD5003)	H - 47
B	RU9121 (TGD5002)	2(H - 130)
C	RU9154 (TGD5005)	L - 44
D	MD0410 (TGD5008)	6(H - 86) 10(L - 86)
E	MD0410 (TGD5008)	4(H - 130)
F	BT0007 (TGD5000)	2(H - 80) 4(L/2 - 40)
G	HV4M12 (TGD3607)	8
H	HV9M16 (TGD3602)	8
I	HV9M17 (TGD3603)	8
J	CO0153 (TGD3600)	4
K	HV4K05 (TGD3606)	16
L	VS9973 (TGD3812)	8
M	VS9974 (TGD3813)	8
N	CO0199 (TGD3814)	2
O	CO0207 (TGD3804)	J.3.x
P	CO0203 (TGD3608)	4

	ACESSÓRIOS	QUANTIDADE
Q	CO0204 (TGD3805)	4
R	VS1420 (TGD3809)	1
S	CO1131 (TGD3810)	1
T	CO0210 (TGD3806)	2
U	CO0198 (TGD3808)	J.9.x
V	93082 (TGD3816)	J.2.x
W	CO0208 (TGD3800)	4
X	CO0205 (TGD3802)	J.6.x
Y	CO0180 (TGD3610)	1
Z	CO0214 (TGD6001)	1
AA	SF3054 (TGD6002)	1
AB	ZB0052 (TGD6004)	1
AC	SV2088 (TGD6012)	2
AD	SV0037 (TGD6014)	2
AE	CO1199 (TGD4003)	2(L - 44)
AF	CO0237 (TGD4006)	J.2.x

# Planos de corte

















2 rails - Móvel - Fixo

52 MM



**Planos de corte**

2 rails - Móvel - Fixo

	PERFIS		QUANTIDADE	FORMA	MEDIDA DE CORTE	
1		D9K025 (TGD1100)	2 1		H L	
2		D9K029 (TGD1101)	1		L + 114	
3		D9V005 (TGD1201)	4 2		H - 89 L/2 - 48.5	
4		D9V004 (TGD1200)	2		L/2 - 48.5	
5		D9V007 (TGD1202)	1		H - 140	
6		D9V113 (TGD2200)	2		H - 53	
7		D9A050 (TGD2401)	2 1		H - 60 L/2 - 67.5	
8		KU0012 (TGD4004)	2		H - 130	
DIMENSÕES DO VIDRO					L/2 - 68.5	H - 109

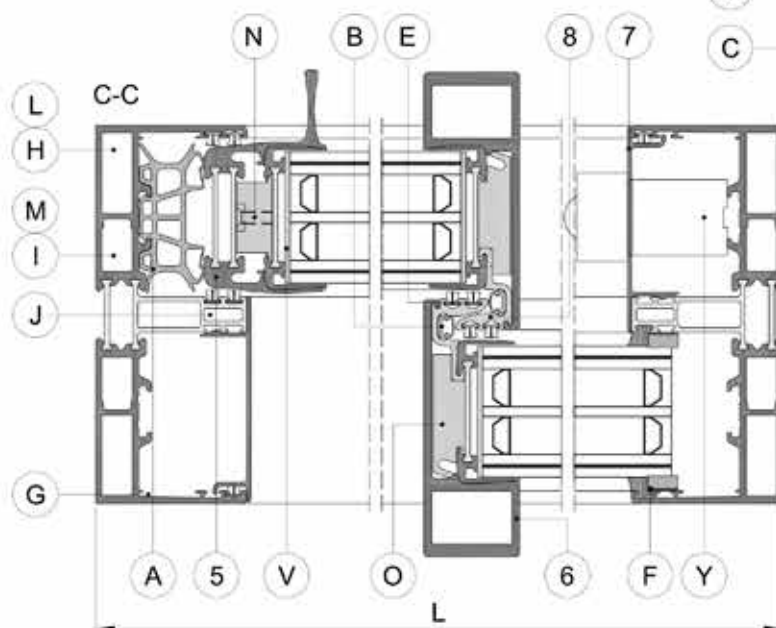
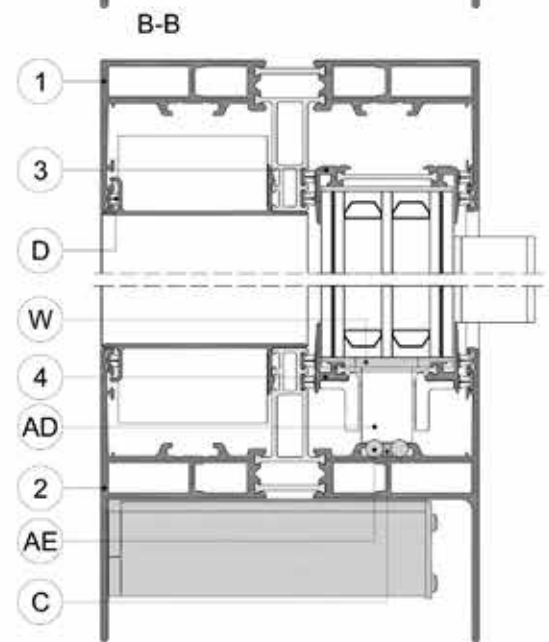
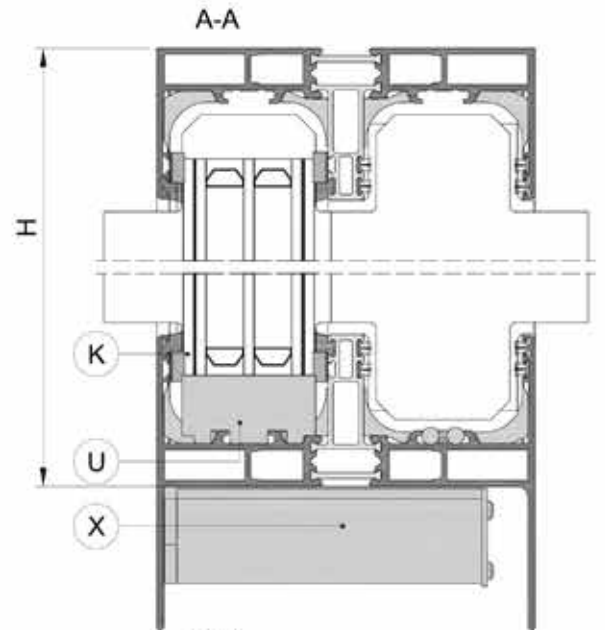
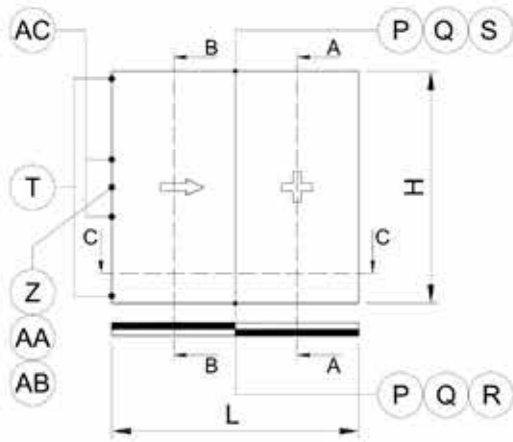
	ACESSÓRIOS	QUANTIDADE
A	RU9152 (TGD5003)	H - 47
B	RU9121 (TGD5002)	2(H - 130)
C	RU9154 (TGD5005)	L - 44
D	MD0410 (TGD5008)	6(H - 86) 10(L - 86)
E	MD0410 (TGD5008)	4(H - 130)
F	BT0007 (TGD5000)	2(H - 80) 4(L/2 - 40)
G	HV4M12 (TGD3607)	8
H	HV9M16 (TGD3602)	8
I	HV9M17 (TGD3603)	8
J	CO0153 (TGD3600)	4
K	HV4K05 (TGD3606)	16
L	VS9973 (TGD3812)	8
M	VS9974 (TGD3813)	8
N	CO0199 (TGD3814)	2
O	CO0207 (TGD3804)	J.3.x

	ACESSÓRIOS	QUANTIDADE
P	CO0203 (TGD3608)	4
Q	CO0204 (TGD3805)	4
R	VS1420 (TGD3809)	1
S	CO1131 (TGD3810)	1
T	CO0210 (TGD3806)	2
U	CO0198 (TGD3808)	J.9.x
V	93082 (TGD3816)	J.2.x
W	CO0208 (TGD3800)	4
X	CO0205 (TGD3802)	J.6.x
Y	CO0180 (TGD3610)	1
Z	CO0214 (TGD6001)	1
AA	SF3054 (TGD6002)	1
AB	ZB0052 (TGD6004)	1
AC	SV2088 (TGD6012)	2
AD	SV0037 (TGD6014)	2
AE	CO1199 (TGD4003)	2(L - 44)

# Planos de corte

















2 rails - Móvel - Fixo

52 MM (COM VIDRO FIXO)



**Planos de corte**

2 rails - Móvel - Fixo

	PERFIS		QUANTIDADE	FORMA	MEDIDA DE CORTE	
1		D9K025 (TGD1100)	2 1		H L	
2		D9K029 (TGD1101)	1		L + 114	
3		D9V005 (TGD1201)	4 1 1		H - 89 L/2 - 44.5 H - 88	
4		D9V004 (TGD1200)	2		L/2 - 44.5	
5		D9V007 (TGD1202)	1		H - 140	
6		D9V113 (TGD2200)	2		H - 53	
7		D9A050 (TGD2401)	2 2		H - 60 L/2 - 65.5	
8		KU0012 (TGD4004)	2		H - 130	
DIMENSÕES DO VIDRO				Corrediça	L/2 - 64.5	H - 109
				Fixa	L/2 - 64.5	H - 88

	ACESSÓRIOS	QUANTIDADE
A	RU9152 (TGD5003)	H - 47
B	RU9121 (TGD5002)	2(H - 130)
C	RU9154 (TGD5005)	L - 44
D	MD0410 (TGD5008)	6(H - 86) 10(L - 86)
E	MD0410 (TGD5008)	4(H - 130)
F	BT0007 (TGD5000)	2(H - 80) 4(L/2 - 40)
G	HV4M12 (TGD3607)	8
H	HV9M16 (TGD3602)	8
I	HV9M17 (TGD3603)	8
J	CO0153 (TGD3600)	4
K	HV4K05 (TGD3606)	16
L	VS9973 (TGD3812)	8
M	VS9974 (TGD3813)	8
N	CO0199 (TGD3814)	2
O	CO0207 (TGD3804)	J.3.x

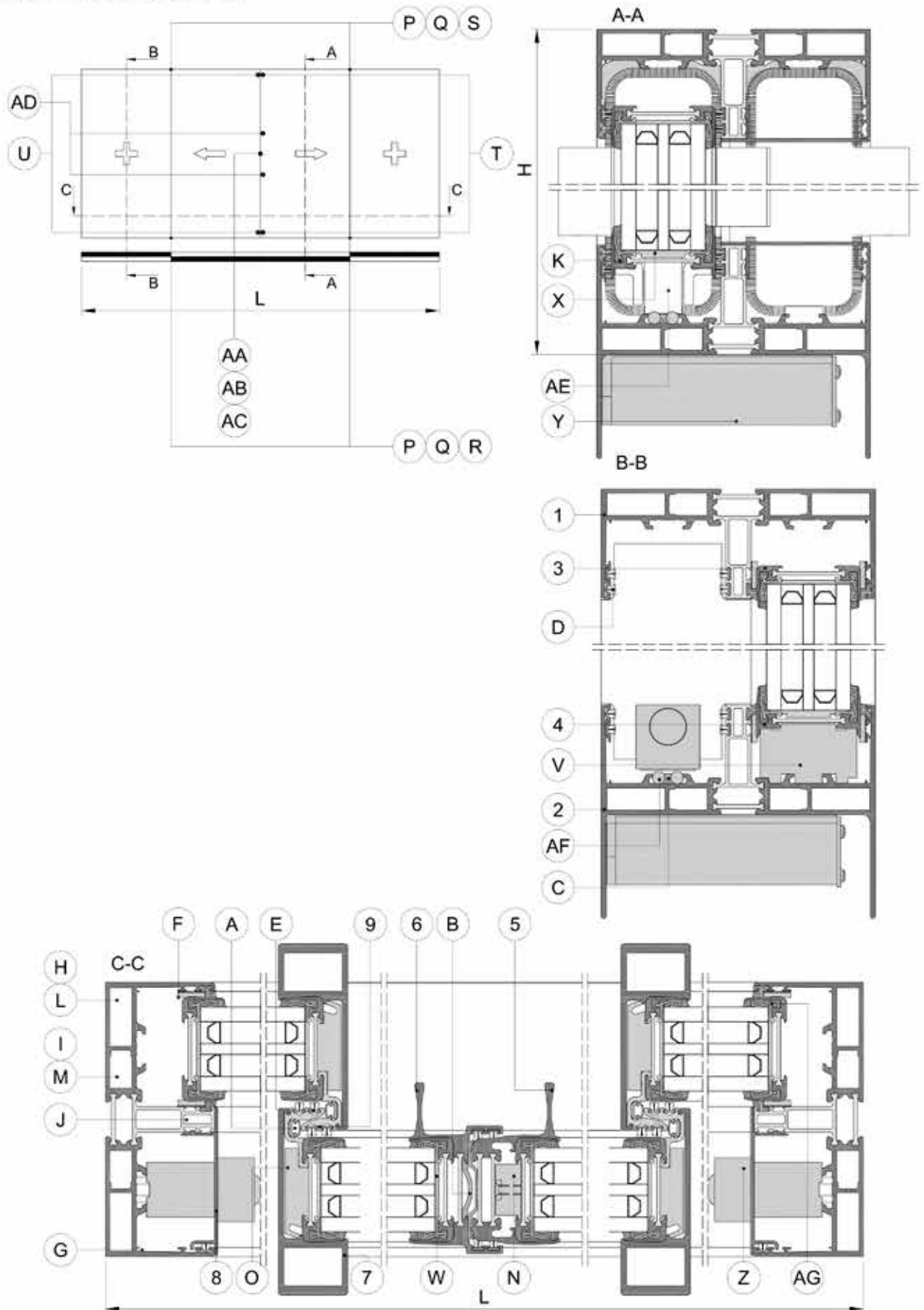
	ACESSÓRIOS	QUANTIDADE
P	CO0203 (TGD3608)	4
Q	CO0204 (TGD3805)	4
R	VS1420 (TGD3809)	1
S	CO1131 (TGD3810)	1
T	CO0210 (TGD3806)	2
U	CO2299	J.9.x
V	93082 (TGD3816)	J.2.x
W	CO0208 (TGD3800)	2
X	CO0205 (TGD3802)	J.6.x
Y	CO0180 (TGD3610)	1
Z	CO0214 (TGD6001)	1
AA	SF3054 (TGD6002)	1
AB	ZB0052 (TGD6004)	1
AC	SV2088 (TGD6012)	2
AD	SV0037 (TGD6014)	2
AE	CO1199 (TGD4003)	2(L - 44)



# Planos de corte

2 rails - Móvel - Fixo



















4 FOLHAS 46 MM



TECHNAL®

## Planos de corte

2 rails - Móvel - Fixo

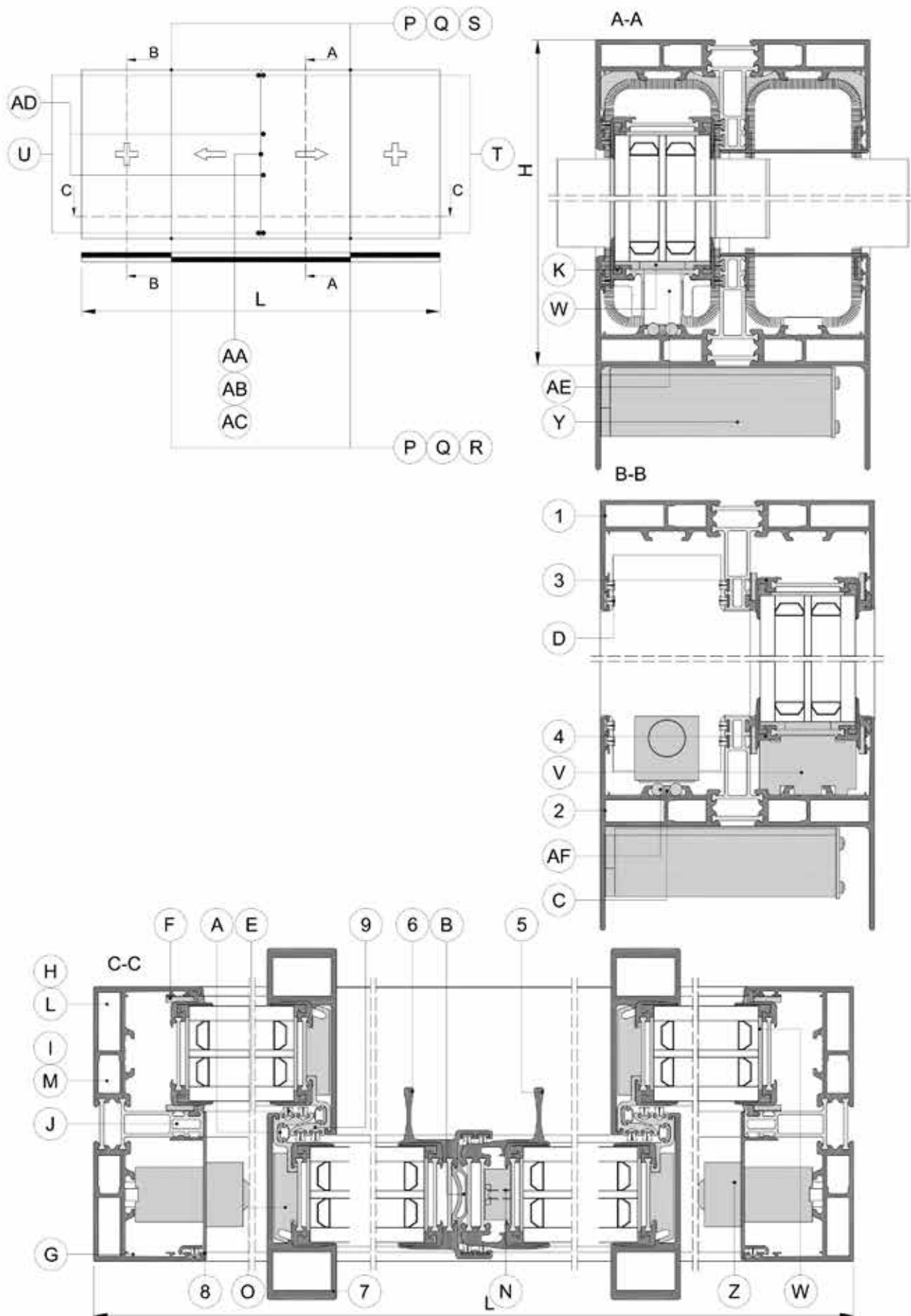
	PERFIS		QUANTIDADE	FORMA	MEDIDA DE CORTE	
1		D9K025 (TGD1100)	2 1		H L	
2		D9K029 (TGD1101)	1		L + 114	
3		D9V005 (TGD1201)	8 4		H - 89 L/4 - 23.5	
4		D9V004 (TGD1200)	4		L/4 - 23.5	
5		D9V007 (TGD1202)	1		H - 140	
6		D9V010 (TGD1204)	1		H - 140	
7		D9V113 (TGD2200)	4		H - 53	
8		D9A050 (TGD2401)	2 1		H - 60 L/2 - 62	
9		KU0012 (TGD4004)	2		H - 130	
DIMENSÕES DO VIDRO					L/4 - 43.5	H - 109

	ACESSÓRIOS	QUANTIDADE		ACESSÓRIOS	QUANTIDADE
A	RU9121 (TGD5002)	2(H - 130)	Q	CO0204 (TGD3805)	8
B	RU9153 (TGD5004)	H - 60	R	VS1420 (TGD3809)	2
C	RU9154 (TGD5005)	L - 44	S	CO1131 (TGD3810)	2
D	MD0410 (TGD5008)	2(H - 86) 10(L - 86)	T	CO0210 (TGD3806)	2
E	MD0410 (TGD5008)	12(H - 130)	U	CO0219 (TGD3807)	2
F	BT0007 (TGD5000)	4(H - 80) 8(L/4 - 20)	V	CO0198 (TGD3808)	J.9.x
G	HV4M12 (TGD3607)	8	W	93082 (TGD3816)	J.2.x
H	HV9M16 (TGD3602)	8	X	CO0208 (TGD3800)	8
I	HV9M17 (TGD3603)	8	Y	CO0205 (TGD3802)	J.6.x
J	CO0153 (TGD3600)	4	Z	CO0180 (TGD3610)	2
K	HV4K05 (TGD3606)	32	AA	CO0214 (TGD6001)	1
L	VS9973 (TGD3812)	8	AB	SF3054 (TGD6002)	1
M	VS9974 (TGD3813)	8	AC	ZB0052 (TGD6004)	1
N	CO0199 (TGD3814)	2	AD	SV2089 (TGD6013)	2
O	CO0207 (TGD3804)	J.3.x	AE	SV0037 (TGD6014)	4
P	CO0203 (TGD3608)	8	AF	CO1199 (TGD4003)	2(L - 44)
			AG	CO0237 (TGD4006)	J.2.x

# Planos de corte



















2 rails - Móvel - Fixo

4 FOLHAS 52 MM



## Planos de corte

2 rails - Móvel - Fixo

	PERFIS		QUANTIDADE	FORMA	MEDIDA DE CORTE	
1		D9K025 (TGD1100)	2 1		H L	
2		D9K029 (TGD1101)	1		L + 114	
3		D9V005 (TGD1201)	8 4		H - 89 L/4 - 23.5	
4		D9V004 (TGD1200)	4		L/4 - 23.5	
5		D9V007 (TGD1202)	1		H - 140	
6		D9V010 (TGD1204)	1		H - 140	
7		D9V113 (TGD2200)	4		H - 53	
8		D9A050 (TGD2401)	2 1		H - 60 L/2 - 62	
9		KU0012 (TGD4004)	4		H - 130	
DIMENSÕES DO VIDRO					L/4 - 43.5	H - 109

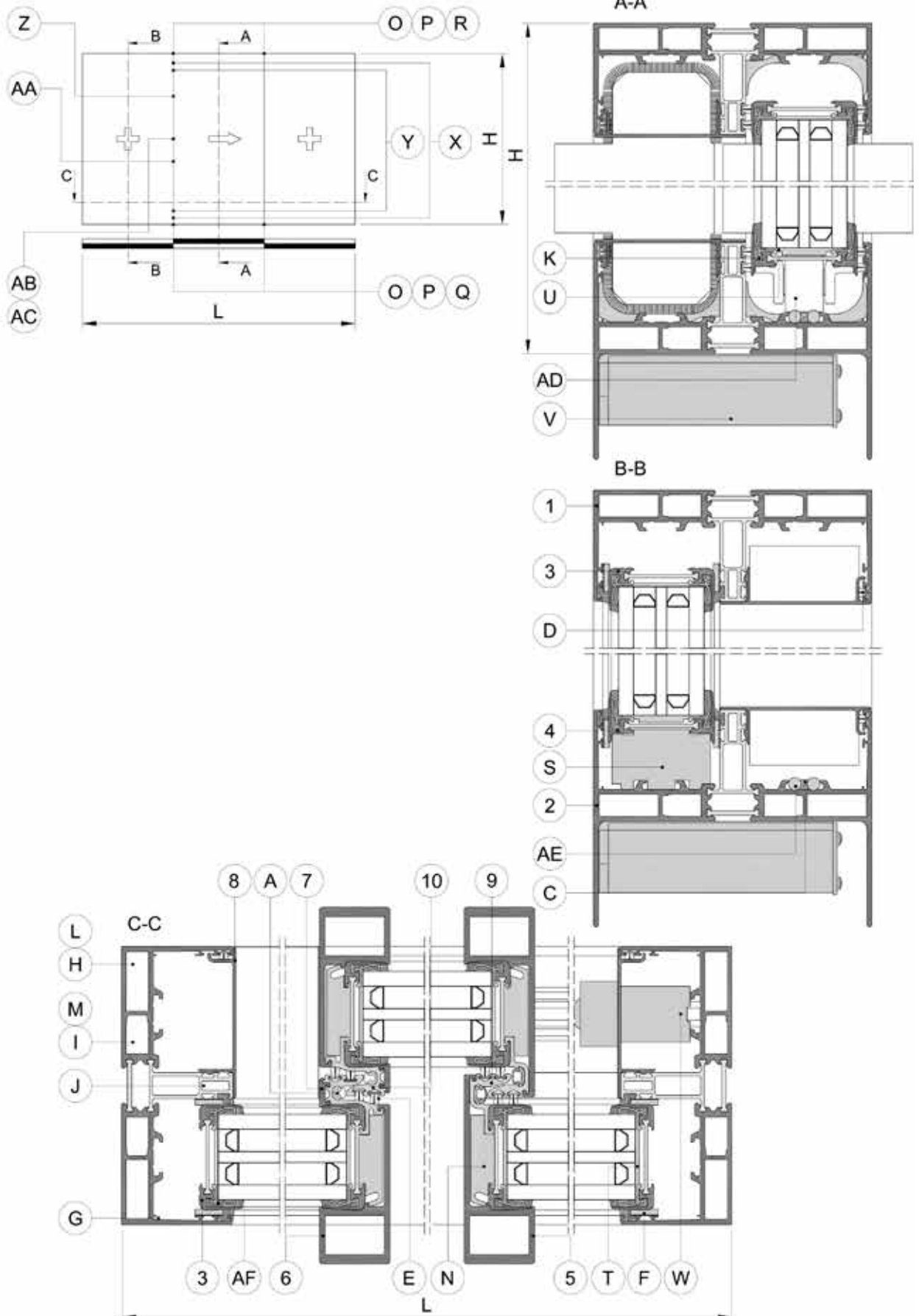
	ACESSÓRIOS	QUANTIDADE
A	RU9121 (TGD5002)	2(H - 130)
B	RU9153 (TGD5004)	H - 60
C	RU9154 (TGD5005)	L - 44
D	MD0410 (TGD5008)	2(H - 86) 10(L - 86)
E	MD0410 (TGD5008)	12(H - 130)
F	BT0007 (TGD5000)	4(H - 80) 8(L/4 - 20)
G	HV4M12 (TGD3607)	8
H	HV9M16 (TGD3602)	8
I	HV9M17 (TGD3603)	8
J	CO0153 (TGD3600)	4
K	HV4K05 (TGD3606)	32
L	VS9973 (TGD3812)	8
M	VS9974 (TGD3813)	8
N	CO0199 (TGD3814)	2
O	CO0207 (TGD3804)	J.3.x
P	CO0203 (TGD3608)	8

	ACESSÓRIOS	QUANTIDADE
Q	CO0204 (TGD3805)	8
R	VS1420 (TGD3809)	2
S	CO1131 (TGD3810)	2
T	CO0210 (TGD3806)	2
U	CO0219 (TGD3807)	2
V	CO0198 (TGD3808)	J.9.x
W	93082 (TGD3816)	J.2.x
X	CO0208 (TGD3800)	8
Y	CO0205 (TGD3802)	J.6.x
Z	CO0180 (TGD3610)	2
AA	CO0214 (TGD6001)	1
AB	SF3054 (TGD6002)	1
AC	ZB0052 (TGD6004)	1
AD	SV2089 (TGD6013)	2
AE	SV0037 (TGD6014)	4
AF	CO1199 (TGD4003)	2(L - 44)

# Planos de corte

2 rails - Móvel - Fixo

3 FOLHAS 46 MM



## Planos de corte

2 rails - Móvel - Fixo

	PERFIS		QUANTIDADE	FORMA	MEDIDA DE CORTE	
1		D9K025 (TGD1100)	2 1		H L	
2		D9K029 (TGD1101)	1		L + 114	
3		D9V005 (TGD1201)	4 2		H - 89 L/3 - 20	
4		D9V004 (TGD1200)	2		L/3 - 20	
5		D9V113 (TGD2200)	2		H - 53	
6		D9V119 (TGD2202)	2		H - 53	
7		D8C003 (TGD2404)	2		H - 130	
8		D9A050 (TGD2401)	2 2 2		H - 60 L/3 - 70 L/3 - 65	
9		KU0012 (TGD4004)	2		H - 130	
10		KU0013 (TGD4001)	2		H - 130	
DIMENSÕES DO VIDRO					L/3 - 40	H - 109

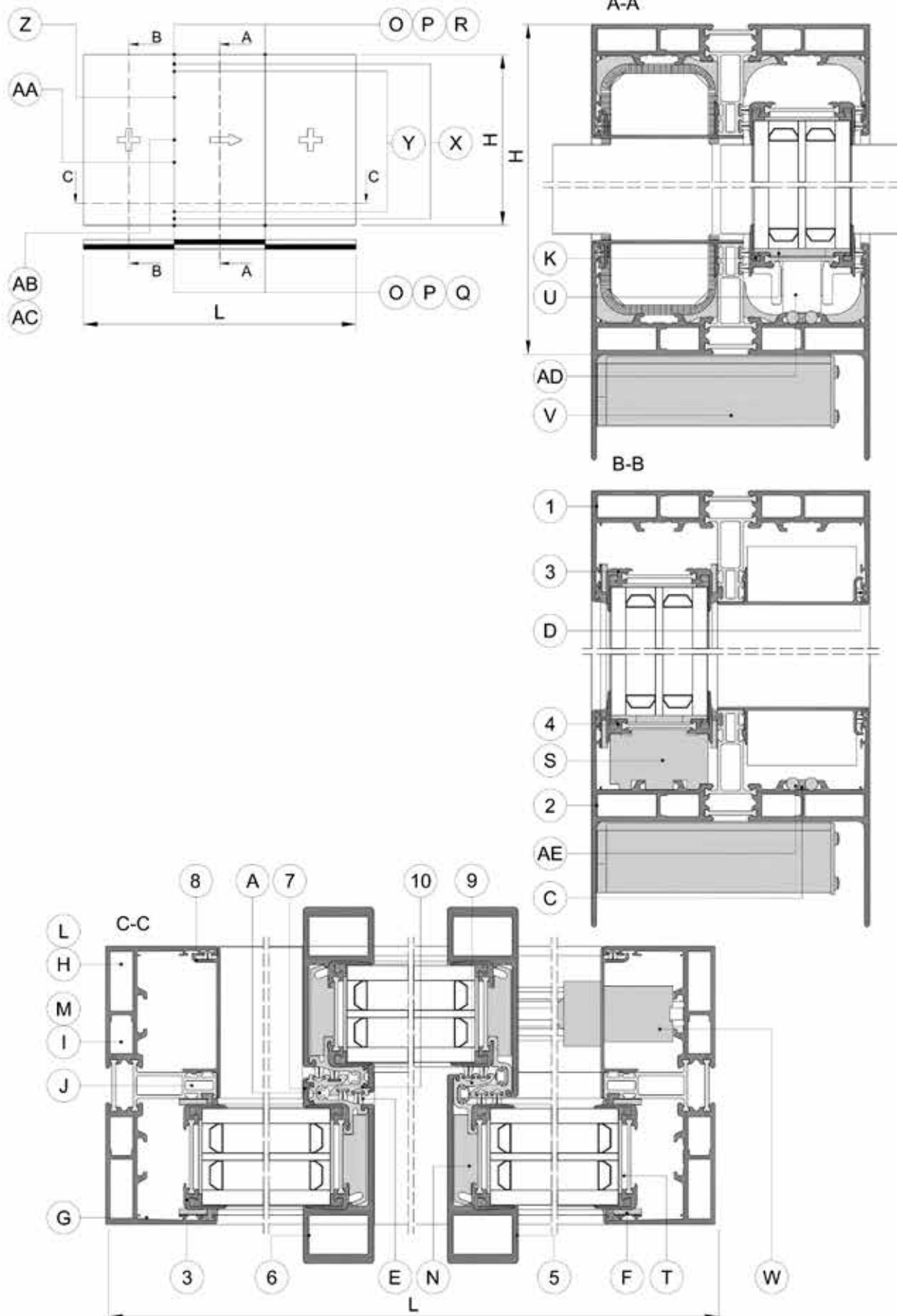
	ACESSÓRIOS	QUANTIDADE
A	RU0105 (TGD5001)	2(H - 130)
B	RU9121 (TGD5002)	2(H - 130)
C	RU9154 (TGD5005)	L - 44
D	MD0410 (TGD5008)	2(H - 86) 2(L/2 - 22) 2(L - 86)
E	MD0410 (TGD5008)	4(H - 130)
F	BT0007 (TGD5000)	4(H - 80) 8(L/3 - 20)
G	HV4M12 (TGD3607)	8
H	HV9M16 (TGD3602)	8
I	HV9M17 (TGD3603)	8
J	CO0153 (TGD3600)	4
K	HV4K05 (TGD3606)	24
L	VS9973 (TGD3812)	8
M	VS9974 (TGD3813)	8
N	CO0207 (TGD3804)	J.3.x
O	CO0203 (TGD3608)	8

	ACESSÓRIOS	QUANTIDADE
P	CO0204 (TGD3805)	8
Q	VS1420 (TGD3809)	2
R	CO1131 (TGD3810)	2
S	CO0198 (TGD3808)	J.9.x
T	93082 (TGD3816)	J.2.x
U	CO0208 (TGD3800)	6
V	CO0205 (TGD3802)	J.6.x
W	CO0180 (TGD3610)	1
X	CO1151 (TGD6008)	2
Y	VS9979 (TGD3818)	4
Z	SF9065 (TGD6010)	H - 1150 - 187.5
AA	SF9065 (TGD6010)	1150 - 88.5
AB	SF2018 (TGD6009)	1
AC	SF9066 (TGD6011)	1
AD	SV0037 (TGD6014)	2
AE	CO1199 (TGD4003)	2(L - 44)
AF	CO0237 (TGD4006)	J.2.x

# Planos de corte





















2 rails - Móvel - Fixo

3 FOLHAS 52 MM



## Planos de corte

2 rails - Móvel - Fixo

	PERFIS		QUANTIDADE	FORMA	MEDIDA DE CORTE	
1		D9K025 (TGD1100)	2 1		H L	
2		D9K029 (TGD1101)	1		L + 114	
3		D9V005 (TGD1201)	6 3		H - 89 L/3 - 20	
4		D9V004 (TGD1200)	2		L/3 - 20	
5		D9V113 (TGD2200)	2		H - 53	
6		D9V119 (TGD2202)	2		H - 53	
7		D8C003 (TGD2404)	2		H - 130	
8		D9A050 (TGD2401)	2 2		H - 60 L/3 - 70	
9		KU0012 (TGD4004)	2		H - 130	
10		KU0013 (TGD4001)	2		H - 130	
DIMENSÕES DO VIDRO					L3 - 40	H - 109

	ACESSÓRIOS	QUANTIDADE
A	RU0105 (TGD5001)	2(H - 130)
B	RU9121 (TGD5002)	2(H - 130)
C	RU9154 (TGD5005)	L - 44
D	MD0410 (TGD5008)	2(H - 86) 2(L/2 - 22) 2(L - 86)
E	MD0410 (TGD5008)	4(H - 130)
F	BT0007 (TGD5000)	4(H - 80) 8(L/3 - 20)
G	HV4M12 (TGD3607)	8
H	HV9M16 (TGD3602)	8
I	HV9M17 (TGD3603)	8
J	CO0153 (TGD3600)	4
K	HV4K05 (TGD3606)	24
L	VS9973 (TGD3812)	8
M	VS9974 (TGD3813)	8
N	CO0207 (TGD3804)	J.3.x
O	CO0203 (TGD3608)	8

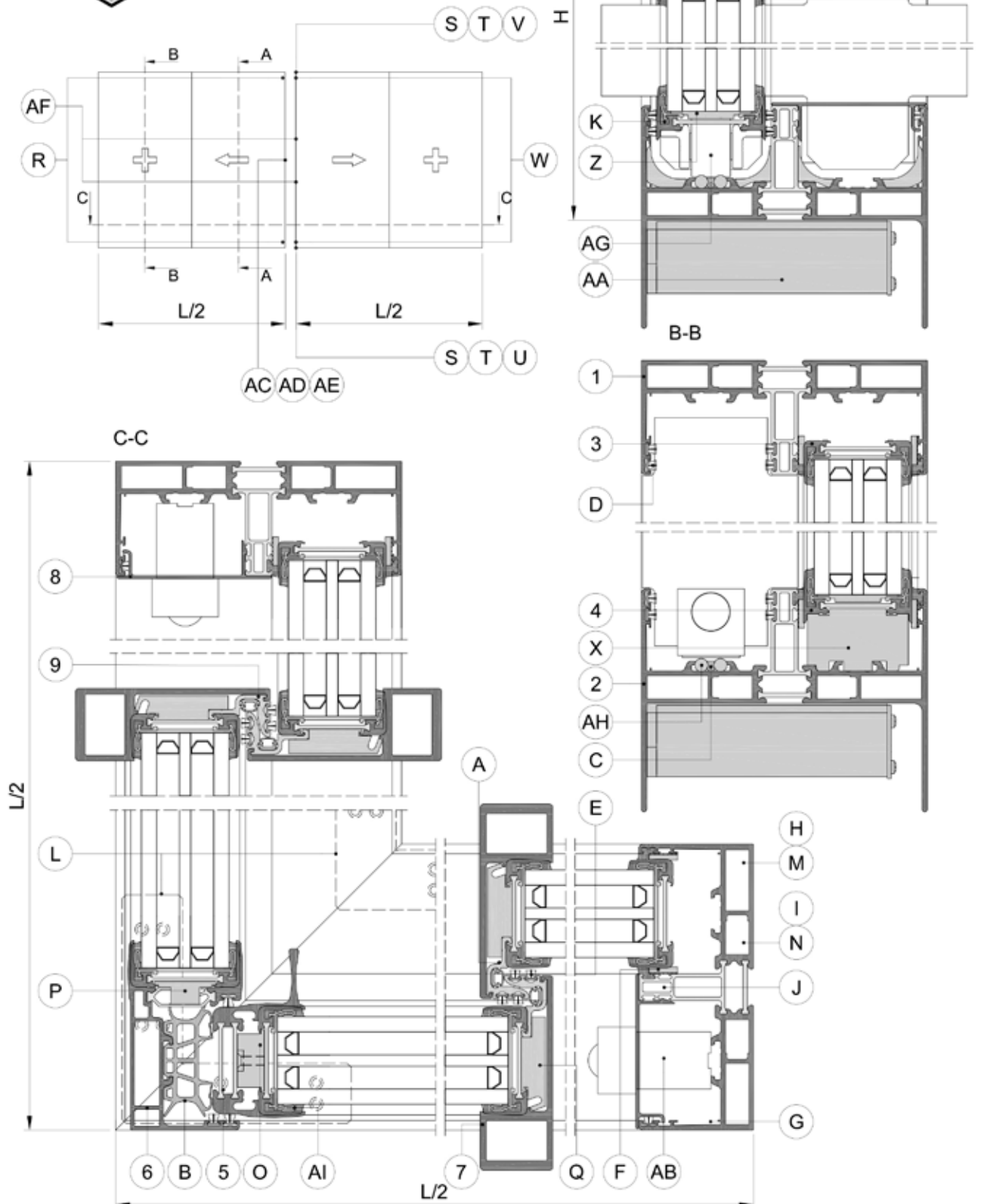
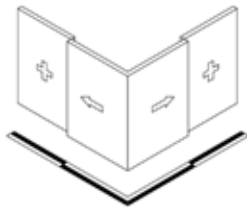
	ACESSÓRIOS	QUANTIDADE
P	CO0204 (TGD3805)	8
Q	VS1420 (TGD3809)	2
R	CO1131 (TGD3810)	2
S	CO0198 (TGD3808)	J.9.x
T	93082 (TGD3816)	J.2.x
U	CO0208 (TGD3800)	6
V	CO0205 (TGD3802)	J.6.x
W	CO0180 (TGD3610)	1
X	CO1151 (TGD6008)	2
Y	VS9979 (TGD3818)	4
Z	SF9065 (TGD6010)	H - 1150 - 187.5
AA	SF9065 (TGD6010)	1150 - 88.5
AB	SF2018 (TGD6009)	1
AC	SF9066 (TGD6011)	1
AD	SV0037 (TGD6014)	2
AE	CO1199 (TGD4003)	2(L - 44)



# Planos de corte



















2 rails - Solução de canto

46 MM



## Planos de corte

### 2 rails - Solução de canto

	PERFIS	QUANTIDADE	FORMA	MEDIDA DE CORTE	
1	 <b>D9K025</b> (TGD1100)	2 2		H L/2	
2	 <b>D9K029</b> (TGD1101)	2		L/2	
3	 <b>D9V005</b> (TGD1201)	8 4		H - 89 L/4 - 52.5	
4	 <b>D9V004</b> (TGD1200)	4		L/4 - 52.5	
5	 <b>D9V007</b> (TGD1202)	1		H - 140	
6	 <b>D9C001</b> (TGD1210)	1		H - 60	
7	 <b>D9V113</b> (TGD2200)	4		H - 53	
8	 <b>D9A050</b> (TGD2401)	2 2		H - 60 L/4 - 70	
9	 <b>KU0012</b> (TGD4004)	8		H - 130	
DIMENSÕES DO VIDRO				L/4 - 72.5	H - 109

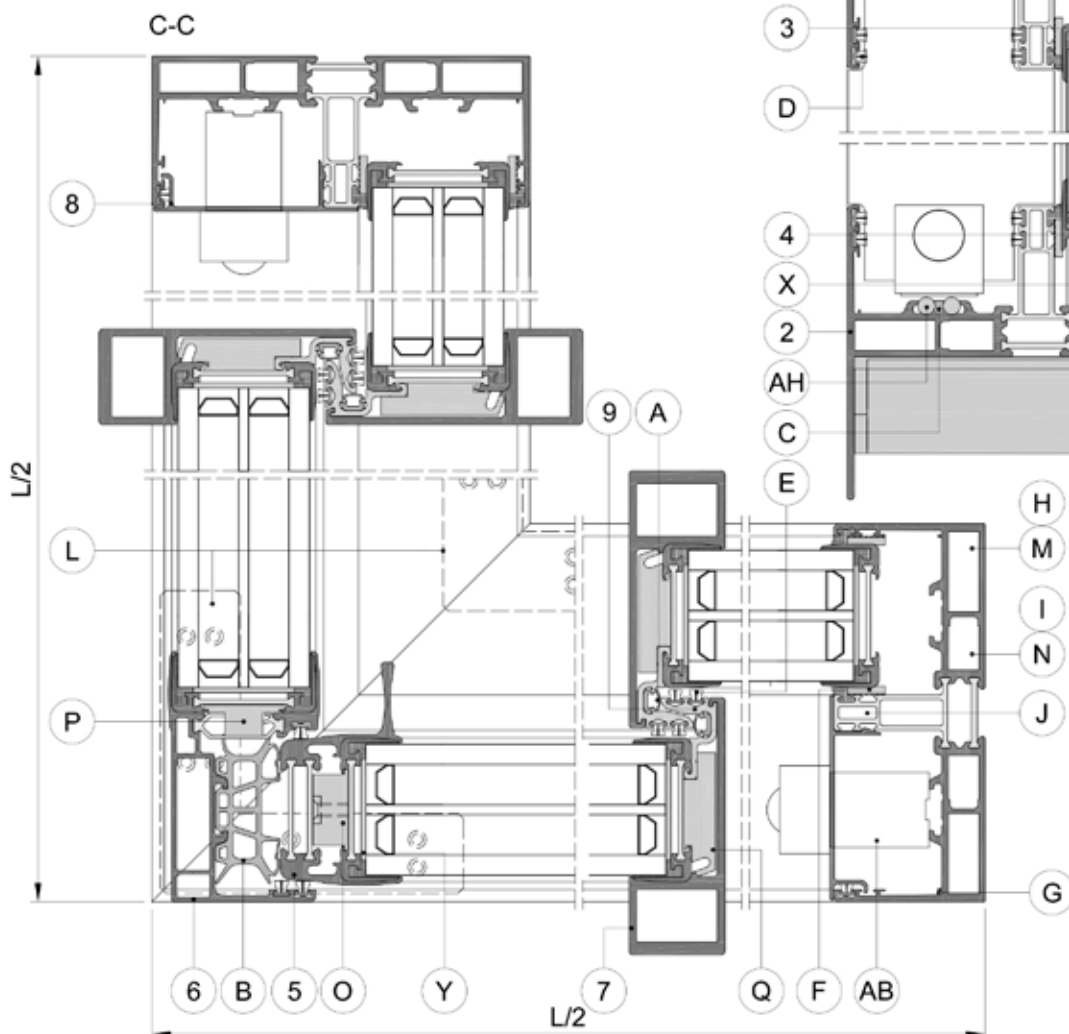
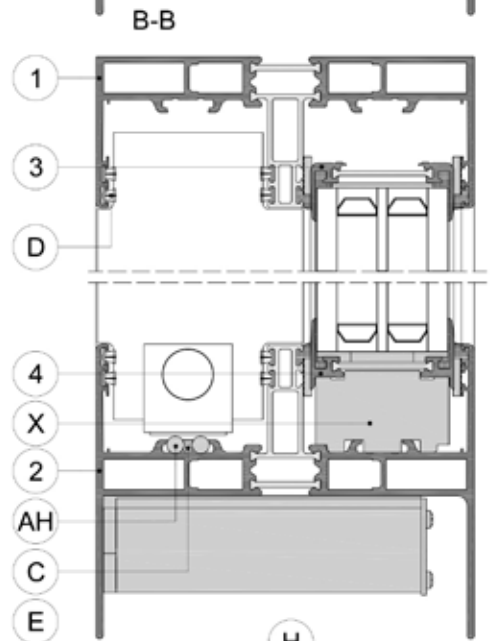
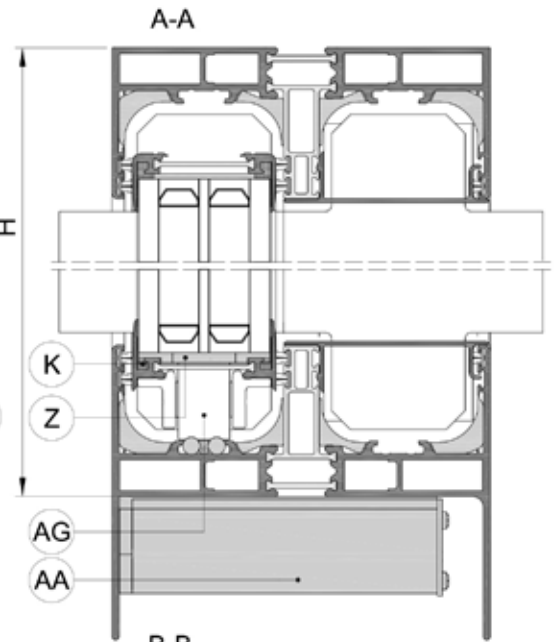
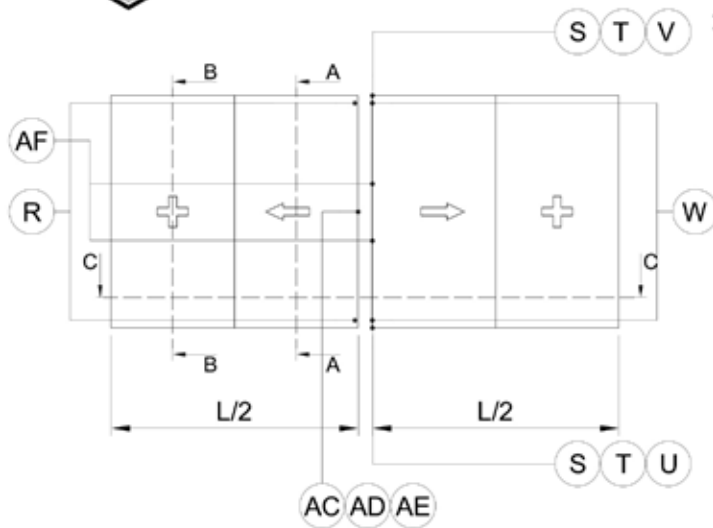
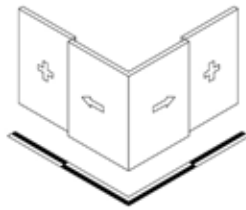
	ACESSÓRIOS	QUANTIDADE
<b>A</b>	RU9121 (TGD5002)	2(H - 130)
<b>B</b>	RU9152 (TGD5003)	H - 60
<b>C</b>	RU9154 (TGD5005)	2(L/2 - 53,5)
<b>D</b>	MD0410 (TGD5008)	2(H - 86) 10(L - 46,5)
<b>E</b>	MD0410 (TGD5008)	11(H - 130)
<b>F</b>	BT0007 (TGD5000)	4(H - 80) 8(L/4 - 50)
<b>G</b>	HV4M12 (TGD3607)	8
<b>H</b>	HV9M16 (TGD3602)	8
<b>I</b>	HV9M17 (TGD3603)	8
<b>J</b>	CO0153 (TGD3600)	4
<b>K</b>	HV4K05 (TGD3606)	32
<b>L</b>	HV9N03 (TGD3605)	4
<b>M</b>	VS9973 (TGD3812)	12
<b>N</b>	VS9974 (TGD3813)	12
<b>O</b>	CO0199 (TGD3814)	2
<b>P</b>	CO0211 (TGD3815)	2
<b>Q</b>	CO0207 (TGD3804)	J.3.x

	ACESSÓRIOS	QUANTIDADE
<b>R</b>	CO0209 (TGD3623)	2
<b>S</b>	CO0203 (TGD3608)	8
<b>T</b>	CO0204 (TGD3805)	8
<b>U</b>	VS1420 (TGD3809)	2
<b>V</b>	CO1131 (TGD3810)	2
<b>W</b>	CO0210 (TGD3806)	2
<b>X</b>	CO0198 (TGD3808)	J.9.x
<b>Y</b>	93082 (TGD3816)	J.2.x
<b>Z</b>	CO0208 (TGD3800)	8
<b>AA</b>	CO0205 (TGD3802)	J.6.x
<b>AB</b>	CO0180 (TGD3610)	2
<b>AC</b>	CO0214 (TGD6001)	1
<b>AD</b>	SF3054 (TGD6002)	1
<b>AE</b>	ZB0052 (TGD6004)	1
<b>AF</b>	SV2088 (TGD6012)	2
<b>AG</b>	SV0037 (TGD6014)	4
<b>AH</b>	CO1199 (TGD4003)	2(L/2 - 53,5) 2(L/2 - 63,5)
<b>AI</b>	CO0237 (TGD4006)	J.2.x

# Planos de corte



















2 rails - Solução de canto

52 MM



## Planos de corte

### 2 rails - Solução de canto

	PERFIS		QUANTIDADE	FORMA	MEDIDA DE CORTE	
1		D9K025 (TGD1100)	2 2		H L/2	
2		D9K029 (TGD1101)	2		L/2	
3		D9V005 (TGD1201)	8 4		H - 89 L/4 - 52.5	
4		D9V004 (TGD1200)	4		L/4 - 52.5	
5		D9V007 (TGD1202)	1		H - 140	
6		D9C001 (TGD1210)	1		H - 60	
7		D9V113 (TGD2200)	4		H - 53	
8		D9A050 (TGD2401)	2 2		H - 60 L/4 - 70	
9		KU0012 (TGD4004)	4		H - 130	
DIMENSÕES DO VIDRO					L/4 - 72.5	H - 109

	ACESSÓRIOS	QUANTIDADE
A	RU9121 (TGD5002)	2(H - 130)
B	RU9152 (TGD5003)	H - 60
C	RU9154 (TGD5005)	2(L/2 - 53,5)
D	MD0410 (TGD5008)	2(H - 86) 10(L - 46,5)
E	MD0410 (TGD5008)	11(H - 130)
F	BT0007 (TGD5000)	4(H - 80) 8(L/4 - 50)
G	HV4M12 (TGD3607)	8
H	HV9M16 (TGD3602)	8
I	HV9M17 (TGD3603)	8
J	CO0153 (TGD3600)	4
K	HV4K05 (TGD3606)	32
L	HV9N03 (TGD3605)	4
M	VS9973 (TGD3812)	12
N	VS9974 (TGD3813)	12
O	CO0199 (TGD3814)	2
P	CO0211 (TGD3815)	2
Q	CO0207 (TGD3804)	J.3.x

	ACESSÓRIOS	QUANTIDADE
R	CO0209 (TGD3623)	2
S	CO0203 (TGD3608)	8
T	CO0204 (TGD3805)	8
U	VS1420 (TGD3809)	2
V	CO1131 (TGD3810)	2
W	CO0210 (TGD3806)	2
X	CO0198 (TGD3808)	J.9.x
Y	93082 (TGD3816)	J.2.x
Z	CO0208 (TGD3800)	8
AA	CO0205 (TGD3802)	J.6.x
AB	CO0180 (TGD3610)	2
AC	CO0214 (TGD6001)	1
AD	SF3054 (TGD6002)	1
AE	ZB0052 (TGD6004)	1
AF	SV2088 (TGD6012)	2
AG	SV0037 (TGD6014)	4
AH	CO1199 (TGD4003)	2(L/2 - 53,5) 2(L/2 - 63,5)

# Hardware e desenhos de montagem

# Hardware e desenhos de montagem

Diretivas gerais

## ESPECIFICAÇÕES GERAIS DE MONTAGEM PARA TRABALHO EM CAIXILHARIA DE ALUMÍNIO

Para além das técnicas e termos determinados pelas normas oficiais (nacionais e europeias), algumas regras básicas têm de ser respeitadas quando monta e instala uma janela, para produzir um produto de edificação qualitativo.

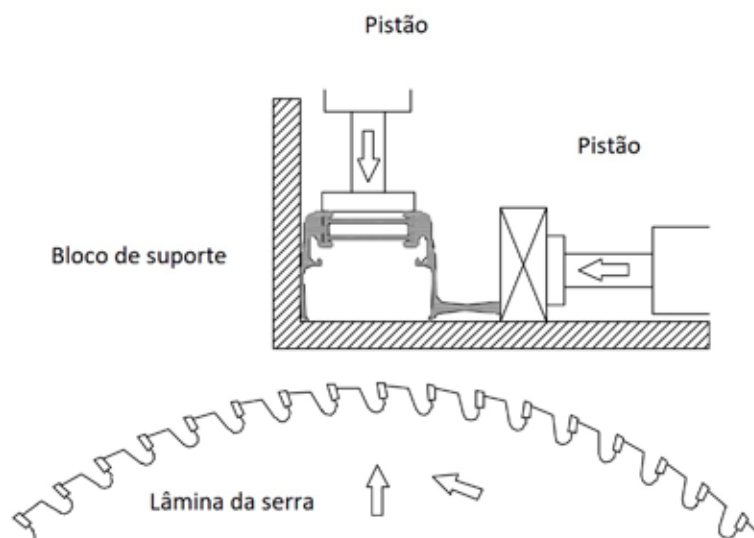
As recomendações seguintes aplicam-se à fabricação, montagem e instalação de sistemas de janelas, portas e fachadas.

### 1. Serrar os perfis

Para obter um bom ângulo, é importante fixar bem e posicionar o perfil na bancada da serra.

O perfil deve ser sempre posicionado de modo a que as partes laterais do perfil fiquem encostadas completamente à bancada da serra e aos macacos pneumáticos. O perfil deve ser fixado de modo a que não tenha a tendência para dobrar ou torcer.

por exemplo: Aperto típico de um perfil de asa:



### 2. Perfurar ou fresar perfis

Depois de os perfis terem sido tratados, as superfícies planas libertadas têm de ser desbarbadas, desengorduradas e tratadas com um produto anti-corrosão.

Além disso, é necessária atenção durante o tratamento para não ocorrerem danos no revestimento circundante. Isto é devido ao perigo de corrosão filiforme.

Os exemplos típicos destes processos são:

- Orifícios perfurados, fresados, de drenagem e de passagem de ar
- Fresagens ou perfurações das conexões dos perfis
- Orifícios perfurados para fixação dos perfis

...

### 3. Conexões dos perfis

Os ângulos e as conexões em T têm de ser selados cuidadosamente com um kit de selagem elástico e neutro, de modo a cumprir os requisitos de estanquicidade ao ar e a impermeabilidade.

Quando são impostos requisitos para as conexões de perfis, é feita uma distinção entre:

**Conexões de perfis em janelas/portas/construções de alumínio feitas na fábrica:**

As juntas entre perfis não devem ser superiores a 0.3mm. As arestas de ligação entre perfis (meia esquadria ou ligações a 90°) devem ser complanares e nunca exceder a tolerância de extrusão descrita na norma EN12020.

Como consequência da desigualdade (vazio e altura do arco) dos perfis, nem sempre é possível cumprir os requisitos de desigualdade das conexões dos perfis, pelo que a desigualdade não pode ser superior a 0,5 mm.

Também se incluem neste grupo os perfis complementares à montagem/instalação de caixilharia: montantes de reforço, batentes, soleiras,... Estes têm sempre de ser selados em termos de ar e água com um kit de selagem elástico e neutro. Para algumas das selagens específicas, consulte os detalhes relevantes no catálogo.

Conexões de perfis para peças ligadas durante a construção.

Estes contêm fachadas de vidro, paredes de painel e peças de construção ligadas durante a construção. Com estes, o espaço livre para as conexões do perfil tem de ser escolhido de modo a que, com as diferenças de temperatura, o funcionamento não seja perturbado.

As junções entre montantes e travessas das fachadas de vidro não podem ter mais do que 2 mm, excluindo as tolerâncias do perfil, desde que as junções maiores sejam seladas com um produto de selagem adequado. Pertencendo igualmente a este grupo encontram-se os perfis de ligação necessários para a conclusão de toda a construção: postes em esquina, aros ligados, perfis de reforço, perfis de ligação, Estes devem ser sempre selados em termos de ar e água para evitar a infiltração de água.

#### 4. Drenagem

É importante prevenir o mais possível a infiltração da água da chuva nas câmaras de drenagem.

A água transporta lixo, que formará depósitos nas ranhuras. O lixo e a água atacam os rebordos das ranhuras, tais como as selagens e os tratamentos da superfície.

Medidas para melhorar a estanquidade à água dos caixilhos:

Os ângulos e as conexões das prumadas verticais ou prumadas horizontais, bem como a conexão mútua do vidro - e borrachas de selagem, devem ter uma selagem elástica adequada, onde for necessário, para prevenir a infiltração da água da chuva.

Para prevenir a entrada da água nas caixilharias de vidro, a pressão do ar nas câmaras tem de ser igual à pressão de ar exterior, a denominada equalização de pressão. Deste modo, as câmaras necessitam de rasgos de ventilação e de um acabamento estanque ao ar no sentido do interior. Para obter mais detalhes sobre o posicionamento, consulte o catálogo.

Utilize os passos prescritos para água para garantir uma boa drenagem.

Respeite a distância regulamentar entre os orifícios de drenagem. Para obter detalhes sobre o posicionamento, consulte o catálogo.

A drenagem das ranhuras entre o aro fixo e a abertura deve ter, no mínimo, aberturas perto das esquinas com uma superfície mínima de 50 mm<sup>2</sup> por abertura, sendo uma abertura redonda com um diâmetro mínimo de 8 mm ou uma ranhura com 5 mm por 15 mm. (o projecto de norma EN 12488 indica atualmente 20 mm).

Com janelas de correr, portas e fachadas cortina, a drenagem pode desviar-se da envolvente acima referida, caso em que as indicações do fornecedor têm de ser respeitadas.

#### 5. Selagens

As juntas pré-moldadas para vidros, ou seja, selagens para a água e ar, e também selagens acústicas, são produzidas normalmente em EPDM, TPE (borracha termoplástica) ou silicões.

As uniões destas selagens podem ser feitas do seguinte modo:

Coladas com adesivo sustentável compatível.

Aros ou cantos vulcanizados.

Selagens contínuas a toda a volta.

As selagens terão de ser aplicadas com uma folga para suportar a retração: + 1% de comprimento adicional.

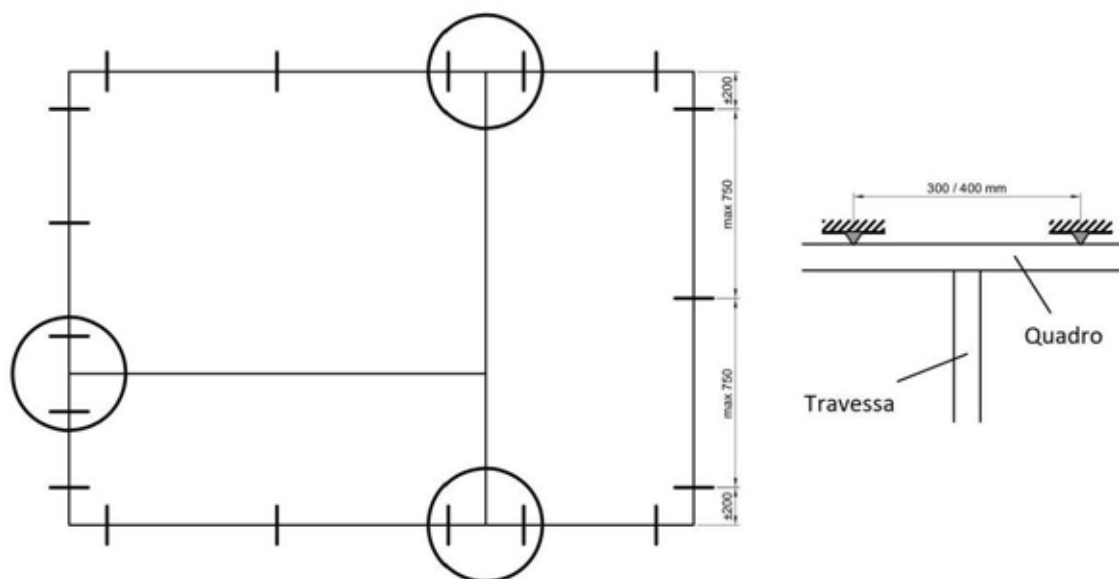
#### 6. Instalação dos vidros

O bom funcionamento da janela depende do encaixe correto dos vidros. O encaixe depende do tipo de janela. Utilize uma ferramenta de rolamentos para vidro prescrita pela Technal, feita especialmente para se adaptar à série específica.

**7. Ligação do caixilho ao vão**

As fixações devem ser em número suficiente para resistir à pressão normal do vento e a qualquer outra possível carga, com um coeficiente de segurança 3, sem distorção permanente. São colocadas com um afastamento máximo de 750 mm e com cerca de 200 mm de distância de qualquer canto ou prumada do aro fixo.

Com folhas móveis de janelas ou portas, a colocação das fixações perto dos pontos de apoio, articulações ou fechos é recomendada.

**8. Contacto com outros materiais.**

Se dois metais com potencial eletroquímico diferente entrarem em contacto entre si num ambiente húmido, o metal menos precioso será corroído. Com os seguintes materiais em particular, devem ser adotadas medidas para prevenir a corrosão: aço, cobre, zinco e chumbo.

Alguns tipos de madeira, tais como carvalho e nogueira, segregam um tipo de ácido que pode afetar o metal, particularmente num ambiente húmido ou se a madeira ainda não estiver seca. O isolamento é recomendado neste caso.

O gesso ou o cimento com ar húmido ou a pulverização de gesso ou cimento têm um impacto superficial no alumínio, o que revelará marcas brancas depois da limpeza, mesmo em superfícies anodizadas. É recomendado proteger o alumínio durante a fase de construção aplicando uma folha de proteção ou um autocolante não agressivo. Para a ligação do gesso interior e exterior à construção de alumínio, a utilização de um 'perfil de paragem de gesso' é recomendada.

Outros materiais: deve assegurar que os materiais utilizados, que entram em contacto com o alumínio, não podem produzir reações químicas com o alumínio e com a camada de proteção (devido ao tratamento da superfície).

**9. Selagem das esquadrias**

Todas as ligações alumínio/alumínio devem ser devidamente seladas.



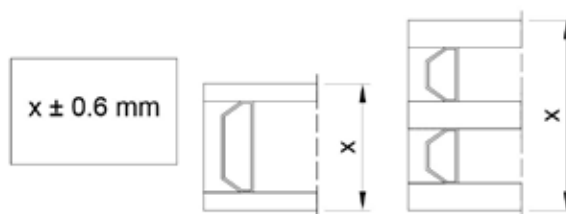
# Hardware e desenhos de montagem

## Diretrizes de montagem

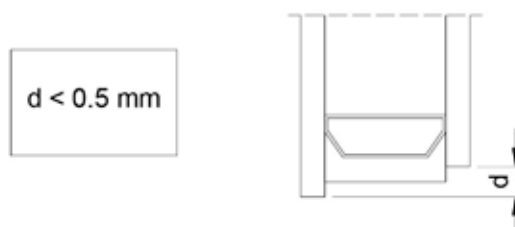
### 1. Especificações do vidro:

- Tolerância de espessura

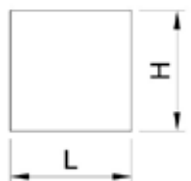
É muito importante que a espessura do vidro não exceda 52 mm, para evitar o aumento das forças de deslizamento.



- Diferença entre painéis de vidro

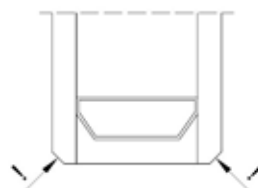


- As tolerâncias das dimensões dos painéis de vidro



L (MM) H (MM)	TOLERÂNCIA
≤ 2000	± 1
> 2000	± 1.5

- Acabamento do vidro: ligeiramente chanfrado



Limpe e desengordure o vidro antes de montar e de aplicar silicone, respeitando o tempo de secagem da silicone.

Limpeza: corte o excesso de butilo-mástique.

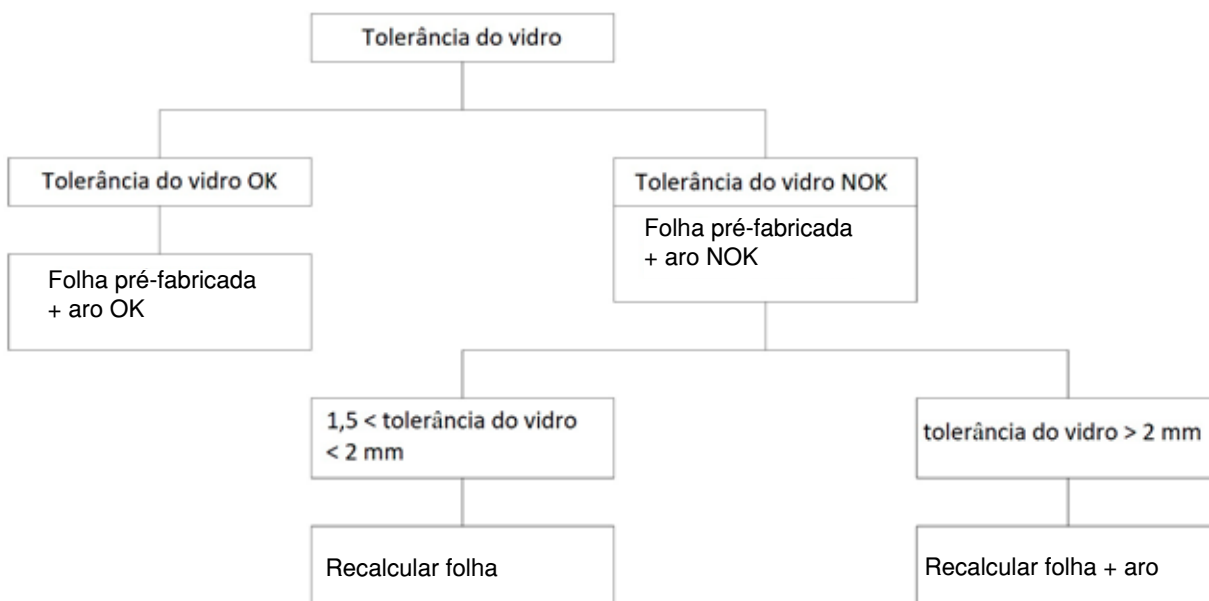
Meça e ajuste retroativamente as dimensões das lâminas do respiradouro, se as dimensões do vidro estiverem fora da tolerância especificada.

- Se o vidro se desviar mais de 2 mm (na medição), a dimensão do aro deverá ser ajustada.

# Hardware e desenhos de montagem


## Diretrizes de montagem

- Tabela de decisão da tolerância do vidro para a possibilidade de respiradouro pré-fabricado e perfis de aros.



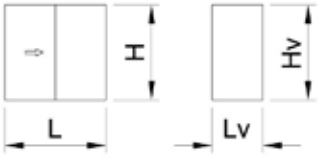
### 2. Tolerâncias das dimensões de corte e tamanhos dos aros globais.

- Tolerâncias de corte



L (MM)	TOLERÂNCIA
≤ 1000	± 0.5
> 1000	± 1

- Aro / folha



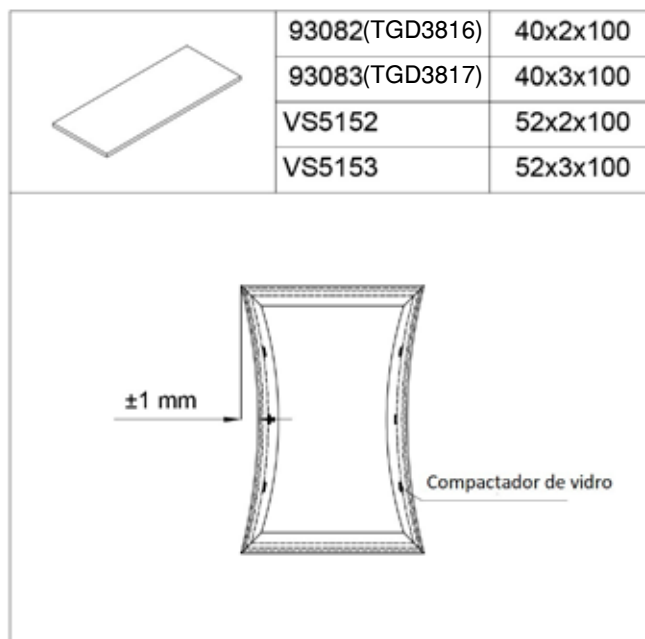
L (MM) H (MM)	TOLERÂNCIA
≤ 2000	± 1
> 2000	± 1.5

# Hardware e desenhos de montagem

## Diretrizes de montagem

- **Convexidade / concavidade dos perfis do caixilho**

Observação: adicionar compactadores de vidro 93082-93083 e VS5152-VS5123 para reforçar a folha (TGD3816)-(TGD3817)



- **Dimensões globais do aro e da folha**

D (MM)	TOLERÂNCIA
≤ 2000	± 0.5
> 2000	± 1

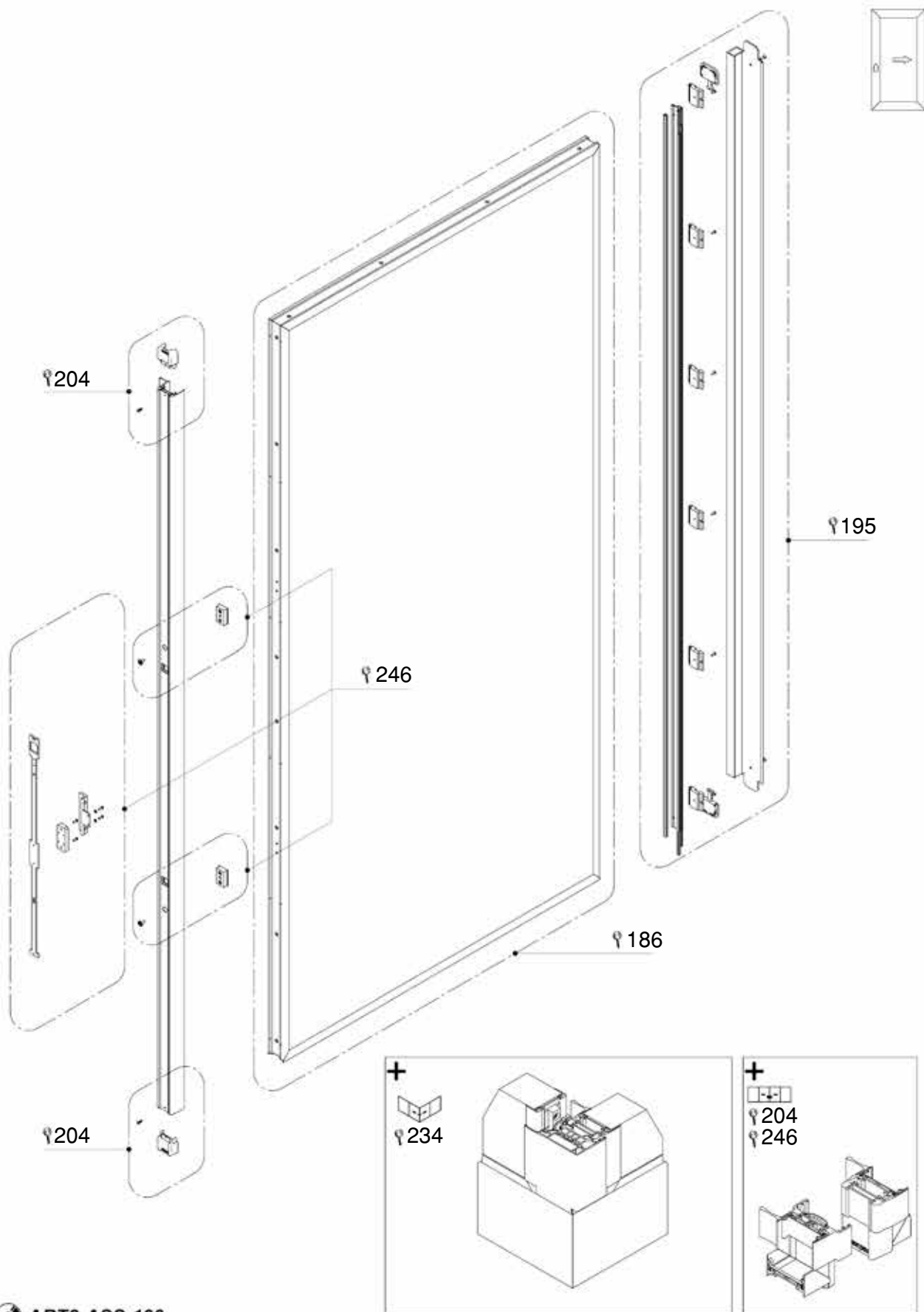
3. As operações em perfis devem ser implementadas com precisão através do centro da máquina (ferramentas pneumáticas não fornecidas).

4. Cola de silicone testada pela Technal: Sikasil SG-500 de 2 componentes ou Dow Corning DC776 de 1 componente.

# Hardware e desenhos de montagem

Passos de fabricação

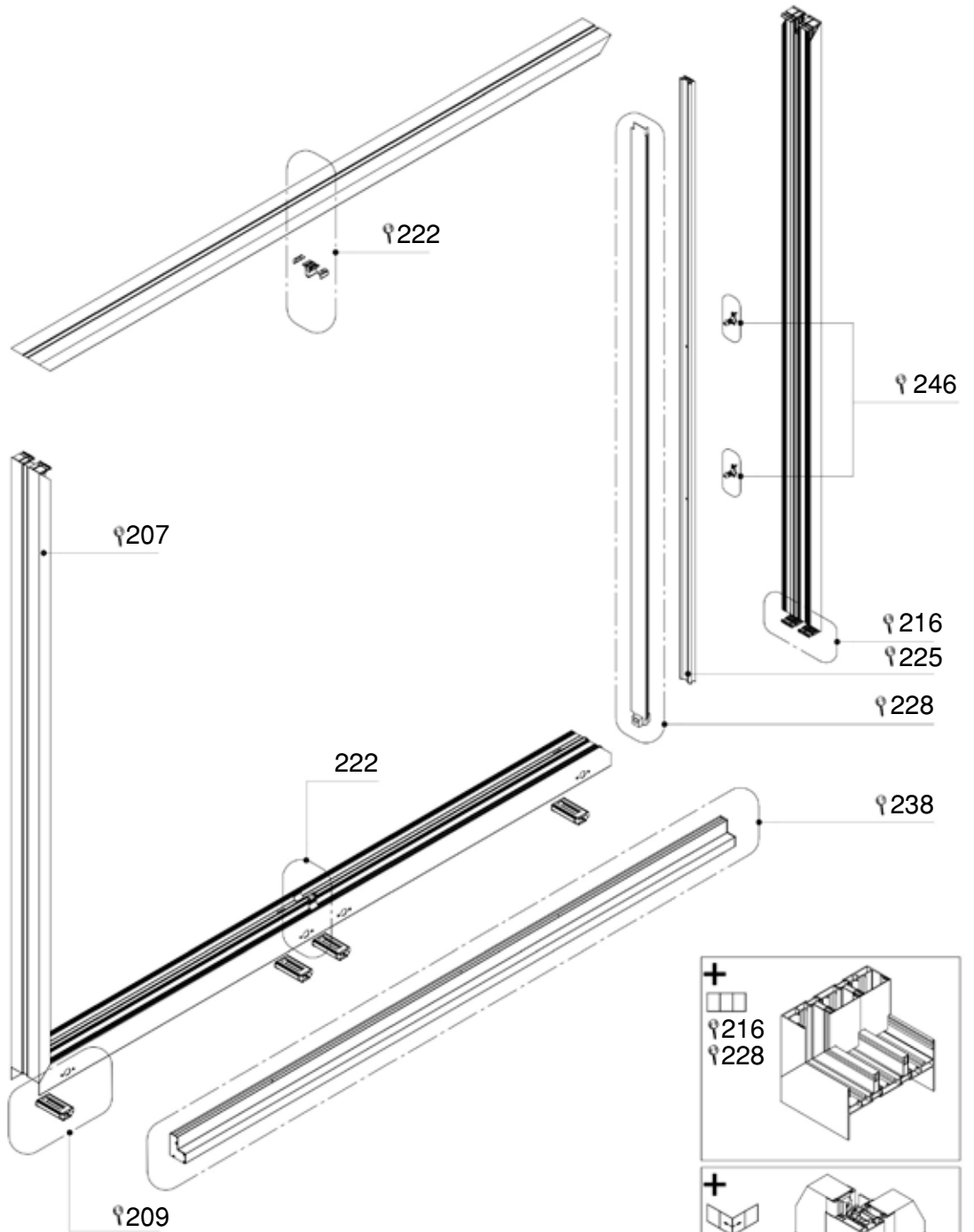

## 1. VISÃO GERAL DA FOLHA



# Hardware e desenhos de montagem

## Passos de fabricação

### 2. VISÃO GERAL DO ARO



# Hardware e desenhos de montagem

Passos de fabricação

## 3. VISÃO GERAL DA MONTAGEM DA FOLHA - PASSO 1

1



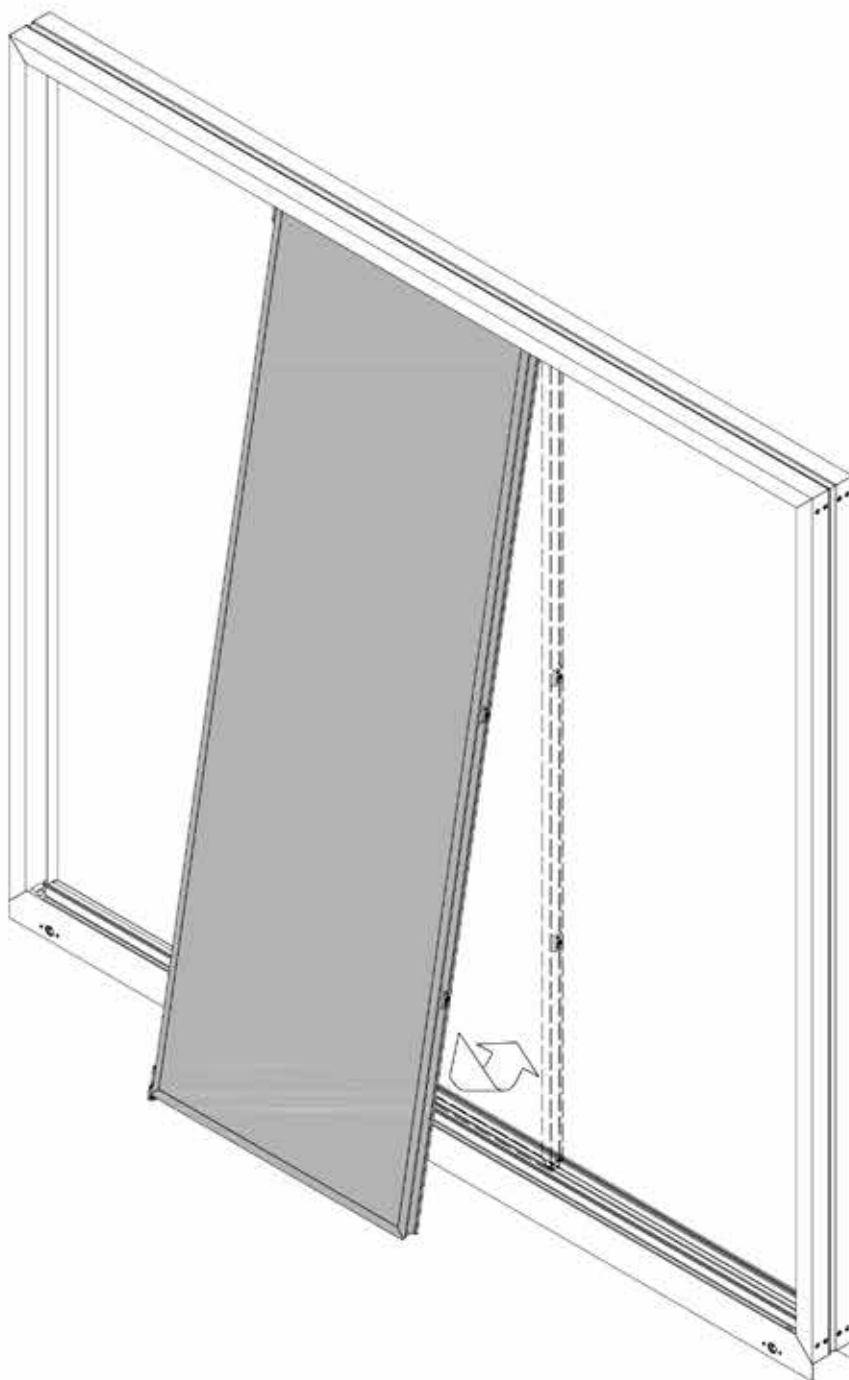
2



3



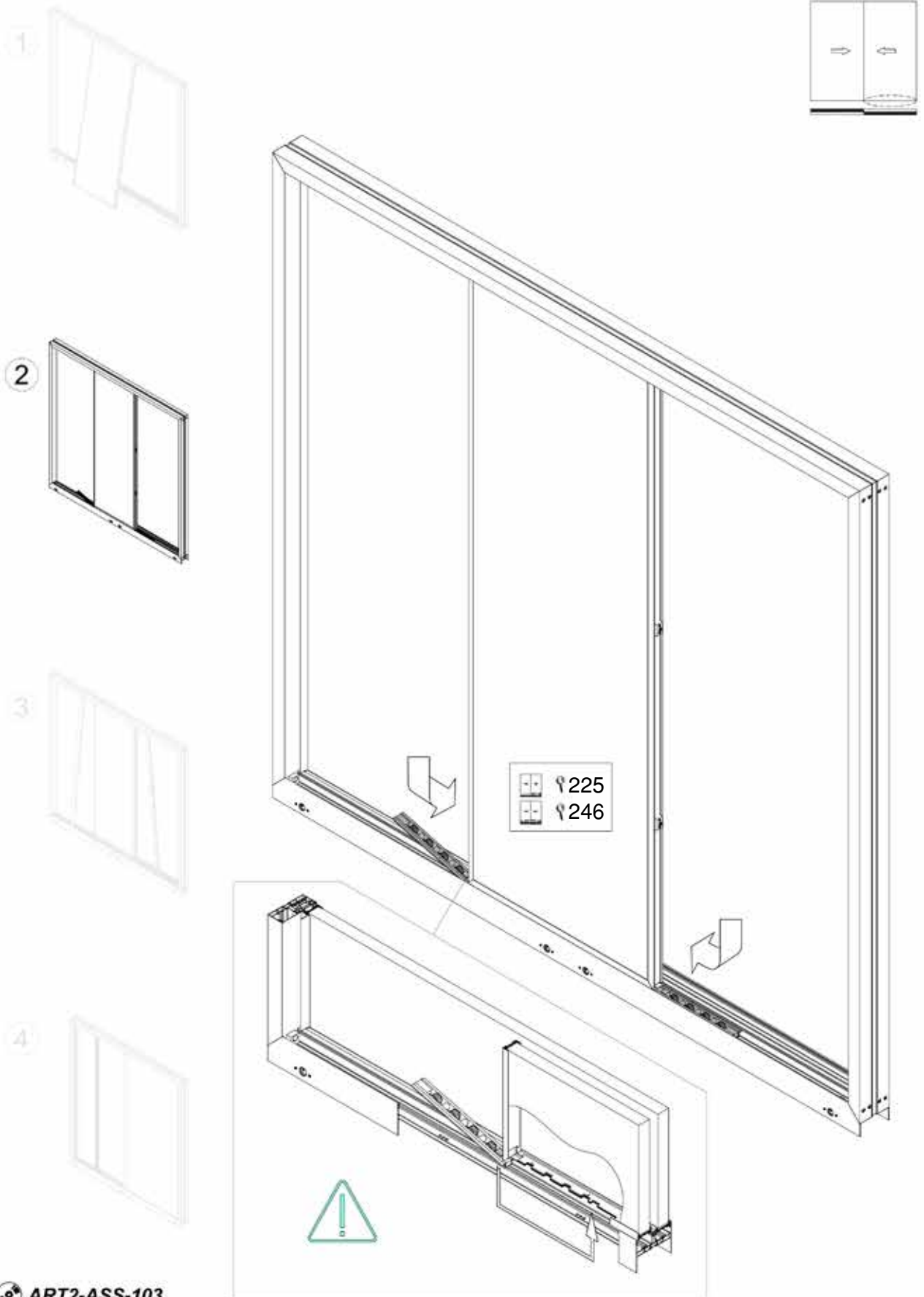
4



# Hardware e desenhos de montagem

Passos de fabricação

## 3. VISÃO GERAL DA MONTAGEM DA FOLHA - PASSO 2



ART2-ASS-103

# Hardware e desenhos de montagem

Passos de fabricação

## 3. VISÃO GERAL DA MONTAGEM DA FOLHA - PASSO 3

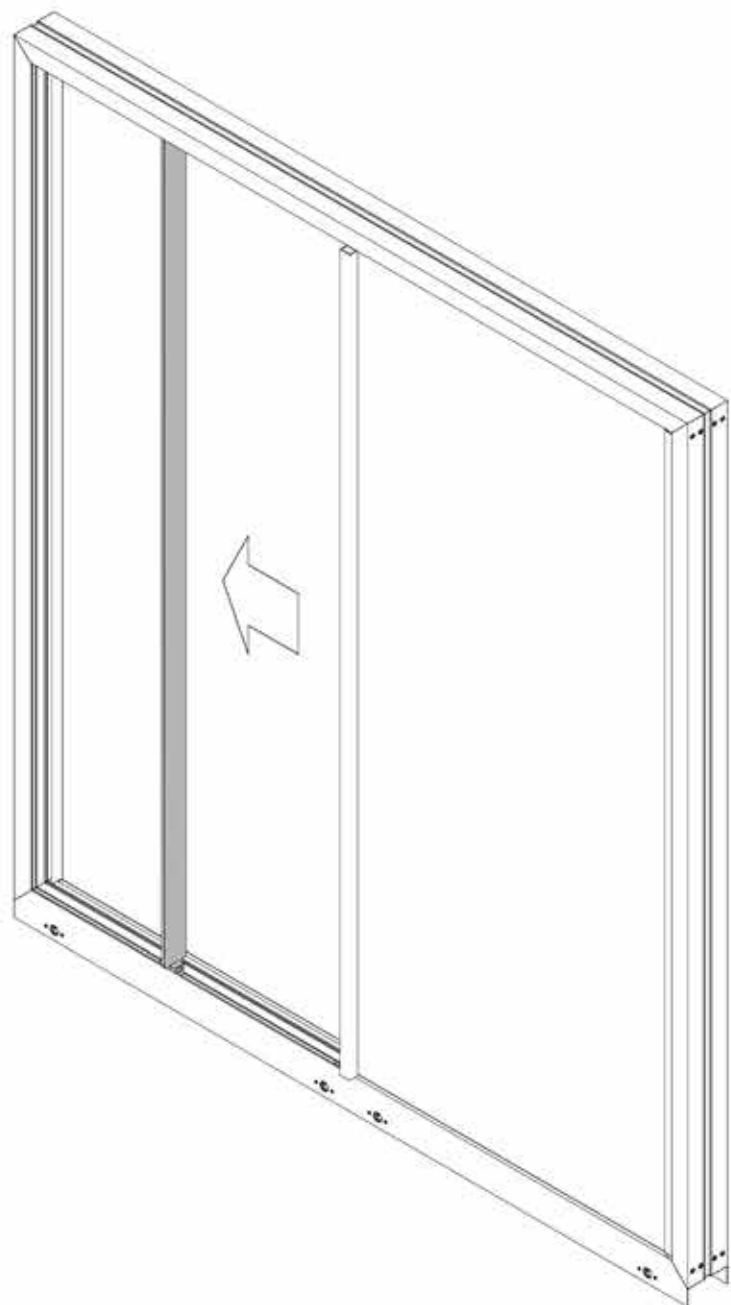






# Hardware e desenhos de montagem

Passos de fabricação

## 3. VISÃO GERAL DA MONTAGEM DA FOLHA - PASSO 4



 ART2-ASS-105

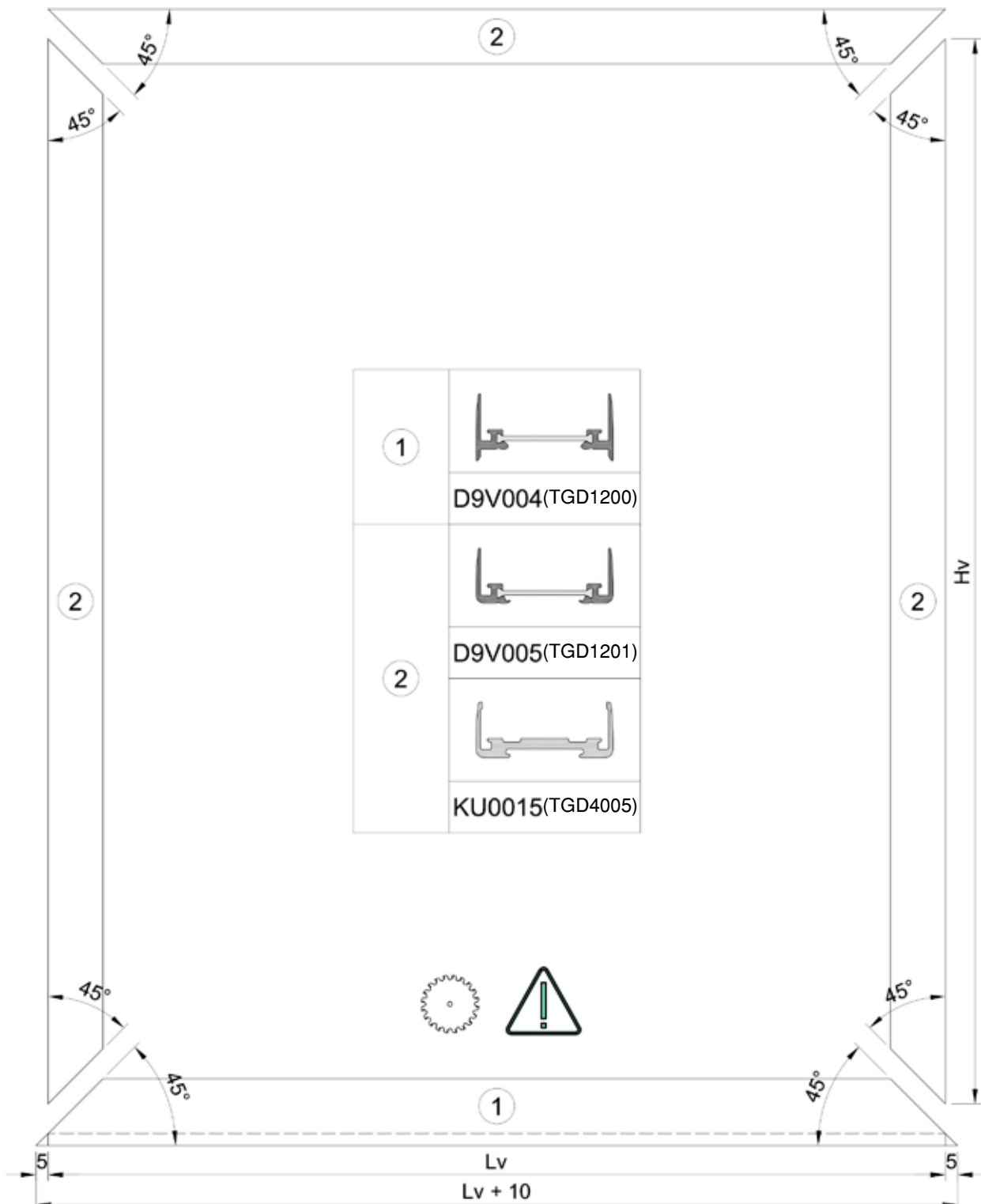
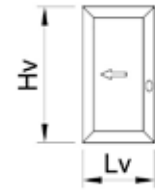
TECHNAL®

# Hardware e desenhos de montagem

## Montagem das folhas

POSSÍVEIS COMBINAÇÕES DE FOLHAS

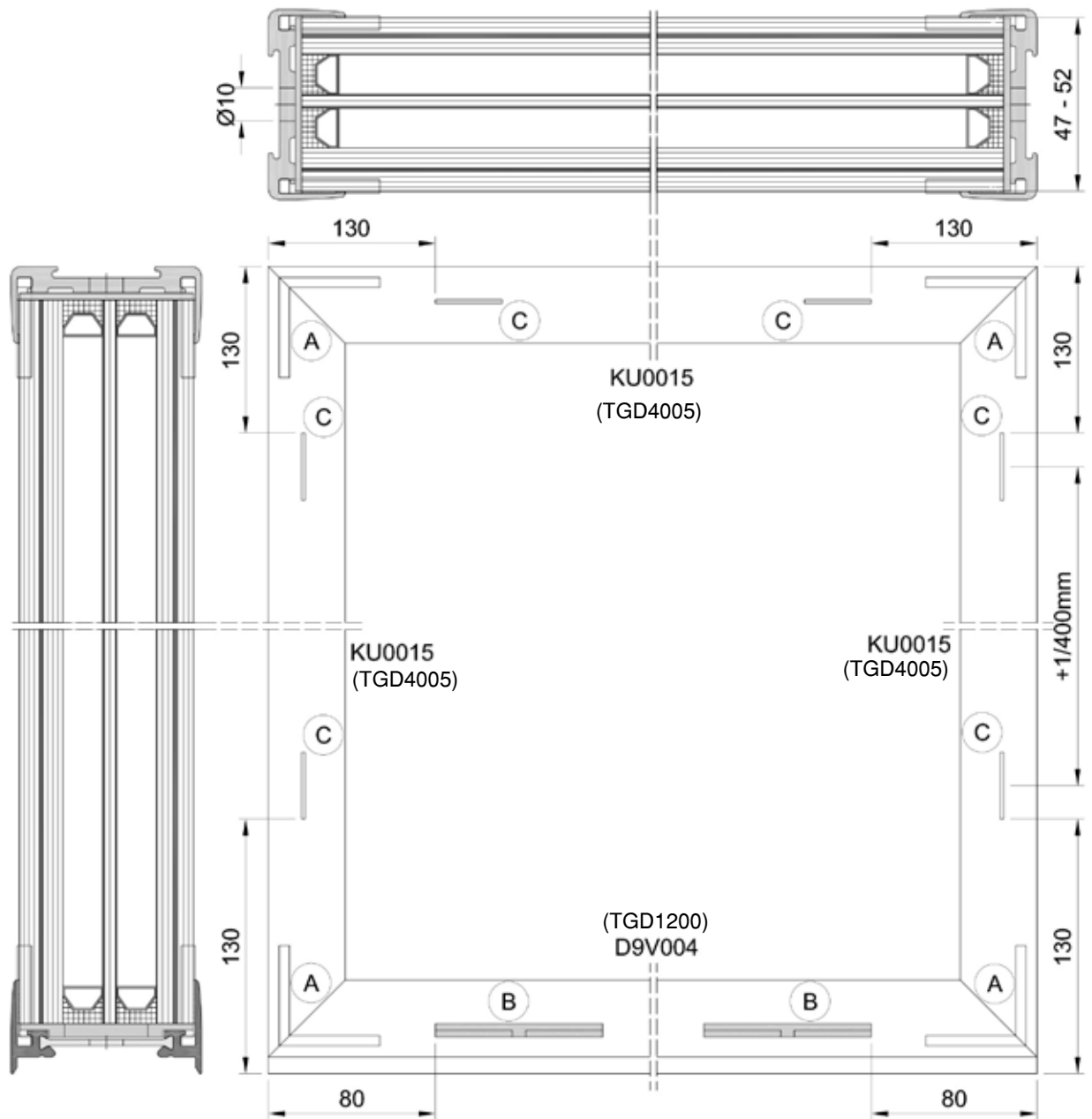
TECHNAL®



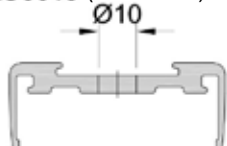
# Hardware e desenhos de montagem

## Montagem das folhas

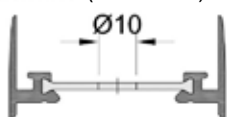
COMBINAÇÃO D9V004 E KU0015  
(TGD1200) (TGD4005)



KU0015 (TGD4005)



D9V004 (TGD1200)



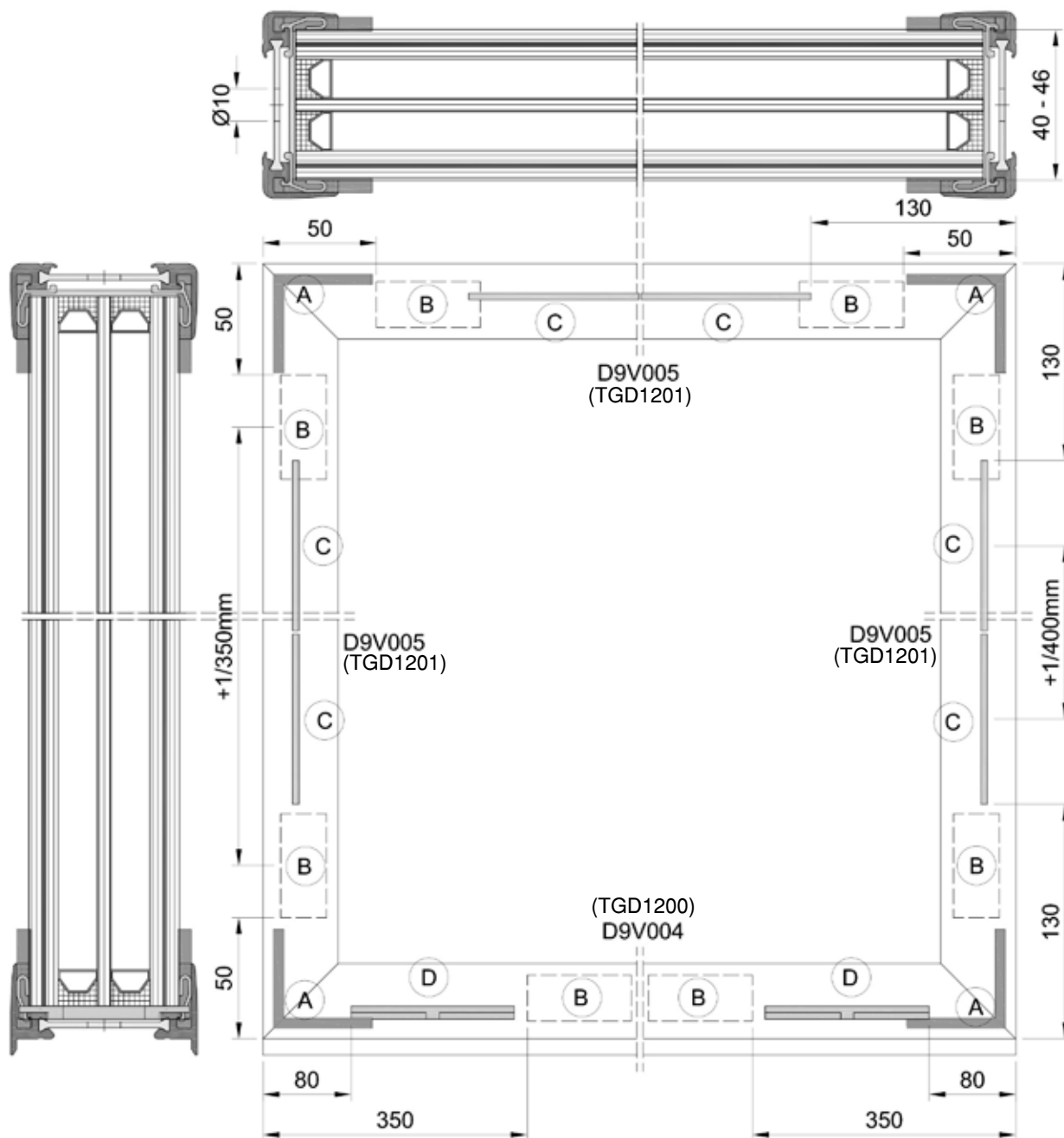
A	8x		HV4K05 (TGD3606)
B	2x		CO0208 (TGD3800)
C	1/400mm		VS5152

# Hardware e desenhos de montagem

## Montagem das folhas

COMBINAÇÃO: D9V004 + DV9005 + CO0237

(TGD1200 + TGD1201 + TGD4006)



D9V005 (TGD1201)

$\varnothing 10$



D9V004 (TGD1200)

$\varnothing 10$

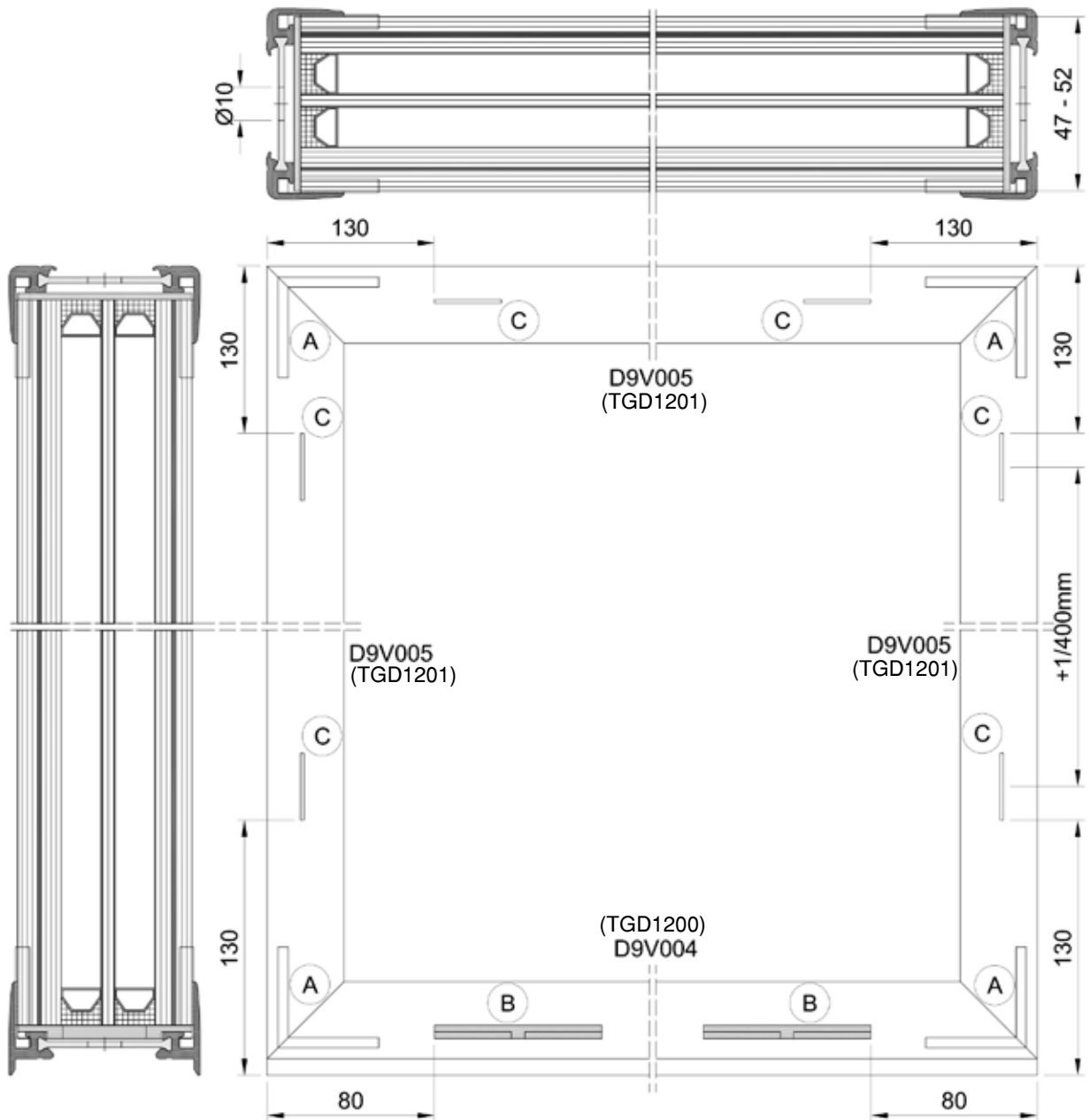


A	8x		HV4K05 (TGD3606)
B	1/350mm		CO0237 (TGD4006)
C	1/400mm		VS5152
D	2x		CO0208 (TGD3800)

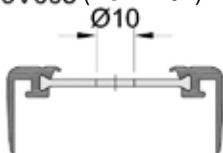
# Hardware e desenhos de montagem

## Montagem das folhas

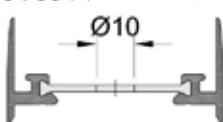
COMBINAÇÃO: D9V004 + DV9005  
(TGD1200 + TGD1201)



D9V005 (TGD1201)



D9V004 (TGD1200)



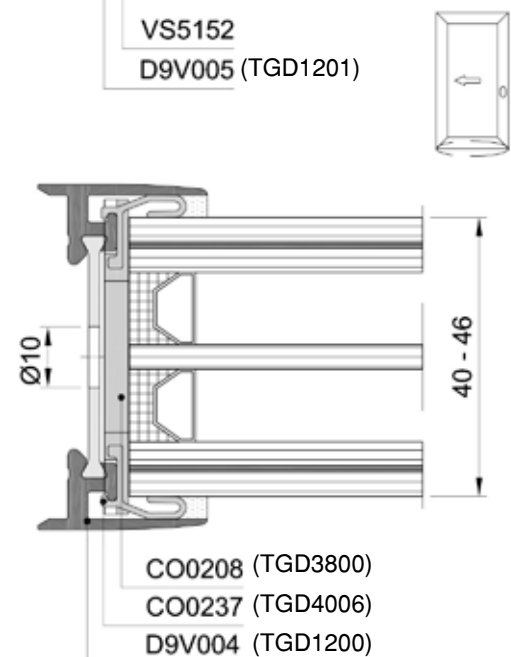
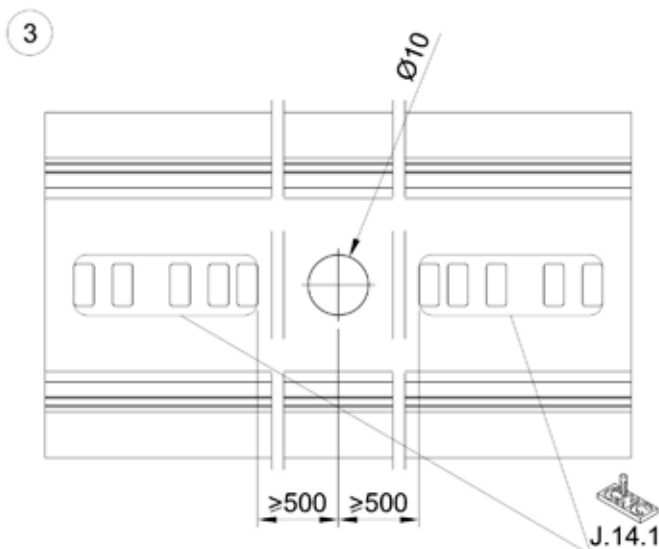
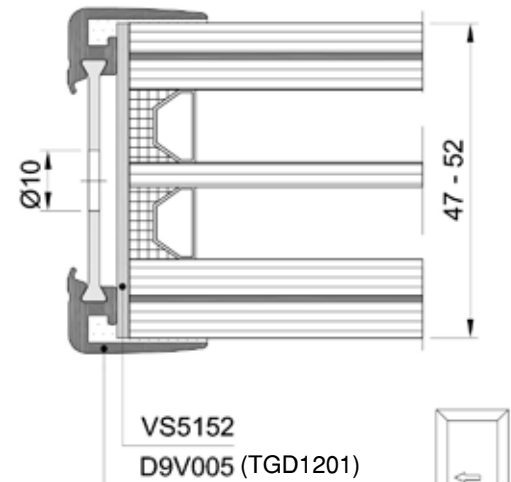
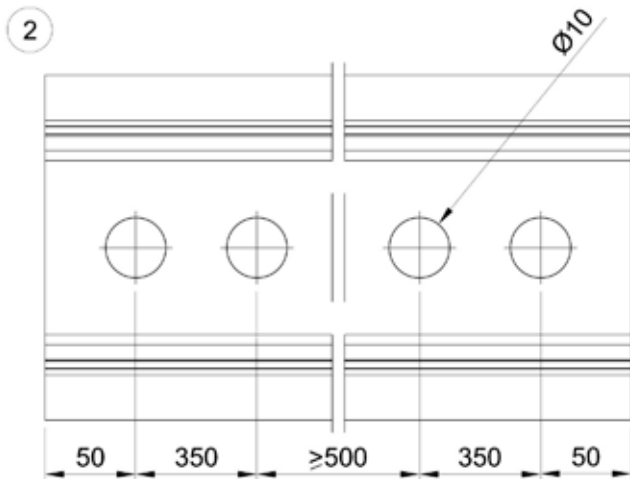
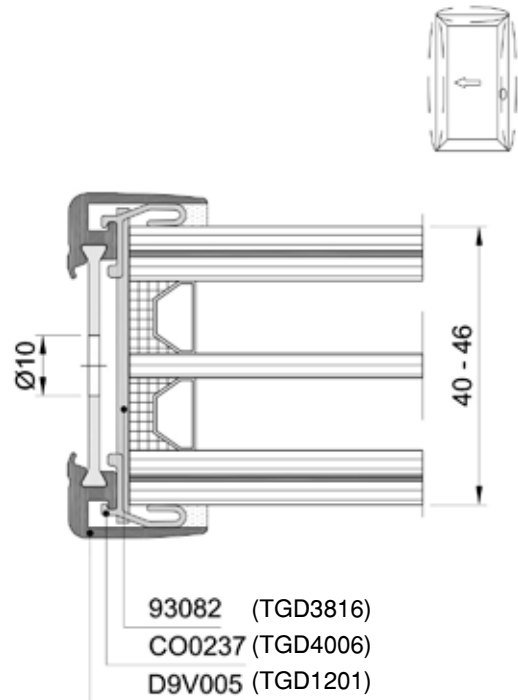
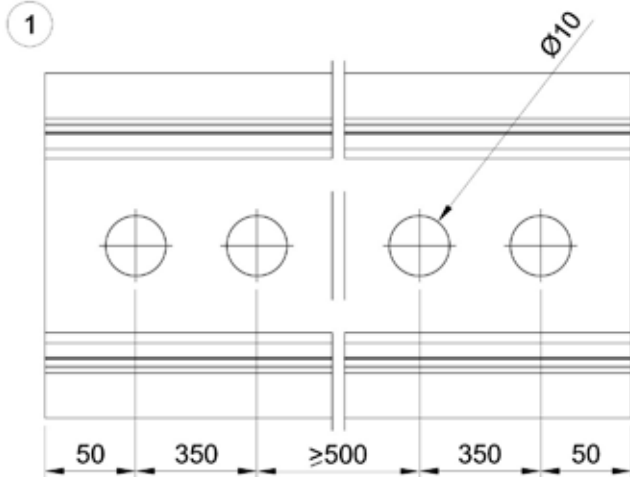
A	8x		HV4K05 (TGD3606)
B	2x		CO0208 (TGD3800)
C	1/350mm		VS5152

ART2-ASS-202

# Hardware e desenhos de montagem

## Montagem das folhas

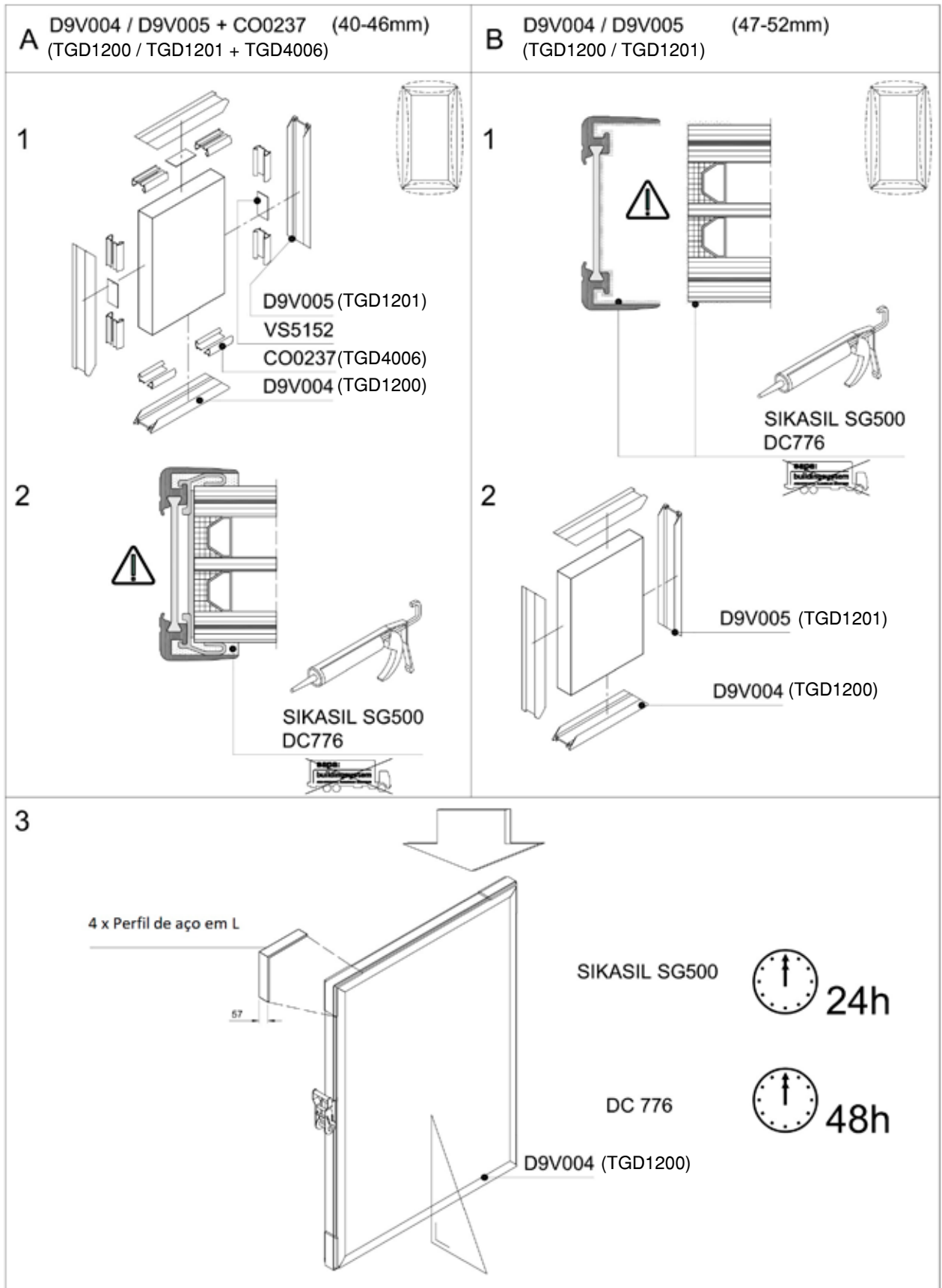
### ABERTURAS DE VENTILAÇÃO NAS FOLHAS



# Hardware e desenhos de montagem

## Montagem das folhas

### MONTAGEM DO VIDRO



(TGD4006)

A1: Instalar CO0237 nos perfis, colocar silicone, montar os perfis em redor do vidro. / A2: Selar com silicone.

B1: Colocar silicone no perfil. / B2: Montar os perfis em redor do vidro.

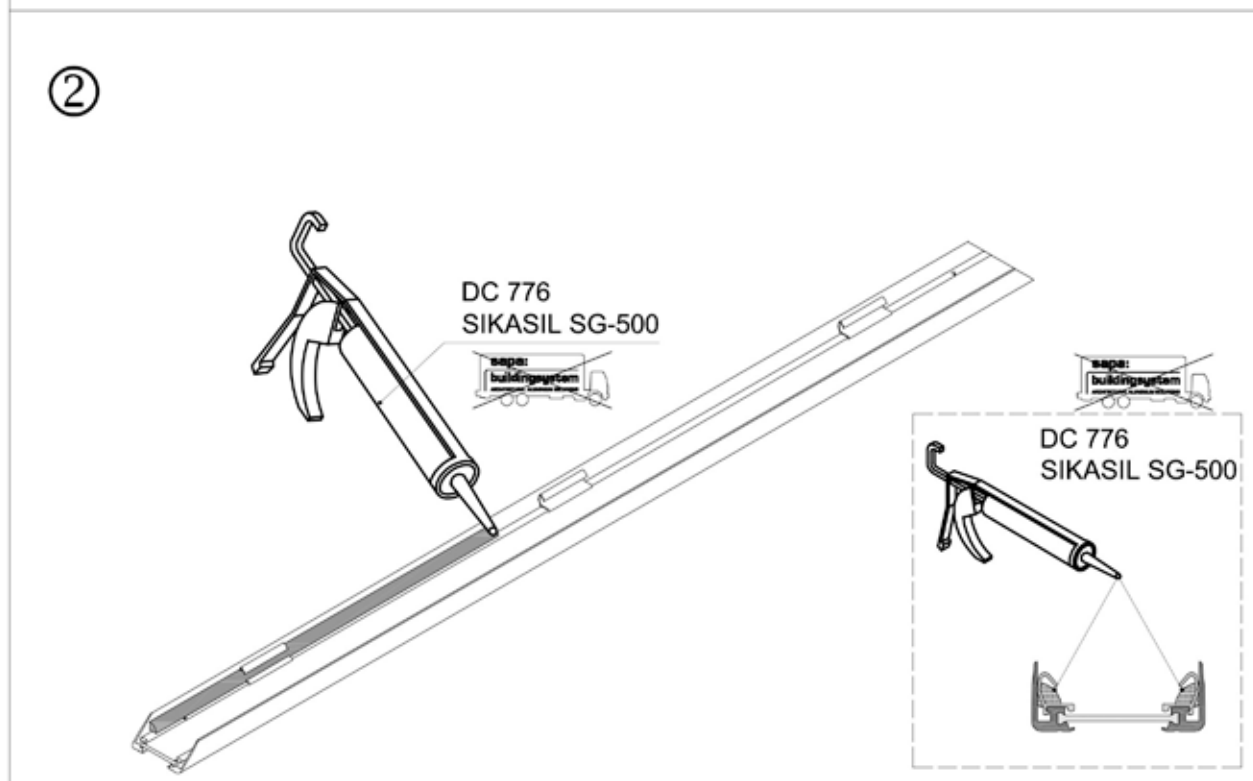
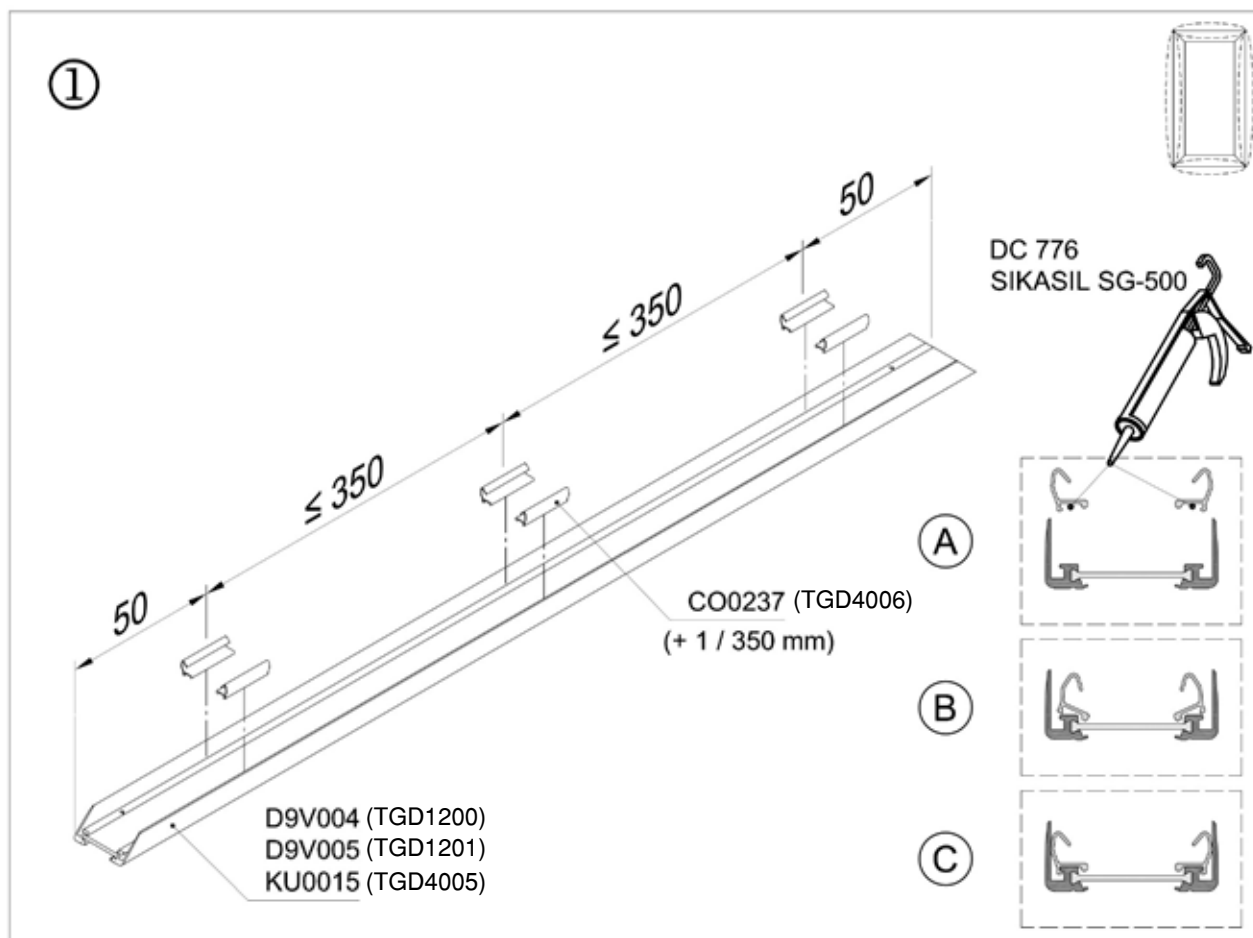
Utilizar correias para pressionar os perfis contra o vidro enquanto a cola seca. / O corte dos roletes deverá ser mantido sem silicone.

# Hardware e desenhos de montagem

## Montagem das folhas

### MONTAGEM CO0237 (TGD4006)

TECHNAL®



### ART2-ASS-902

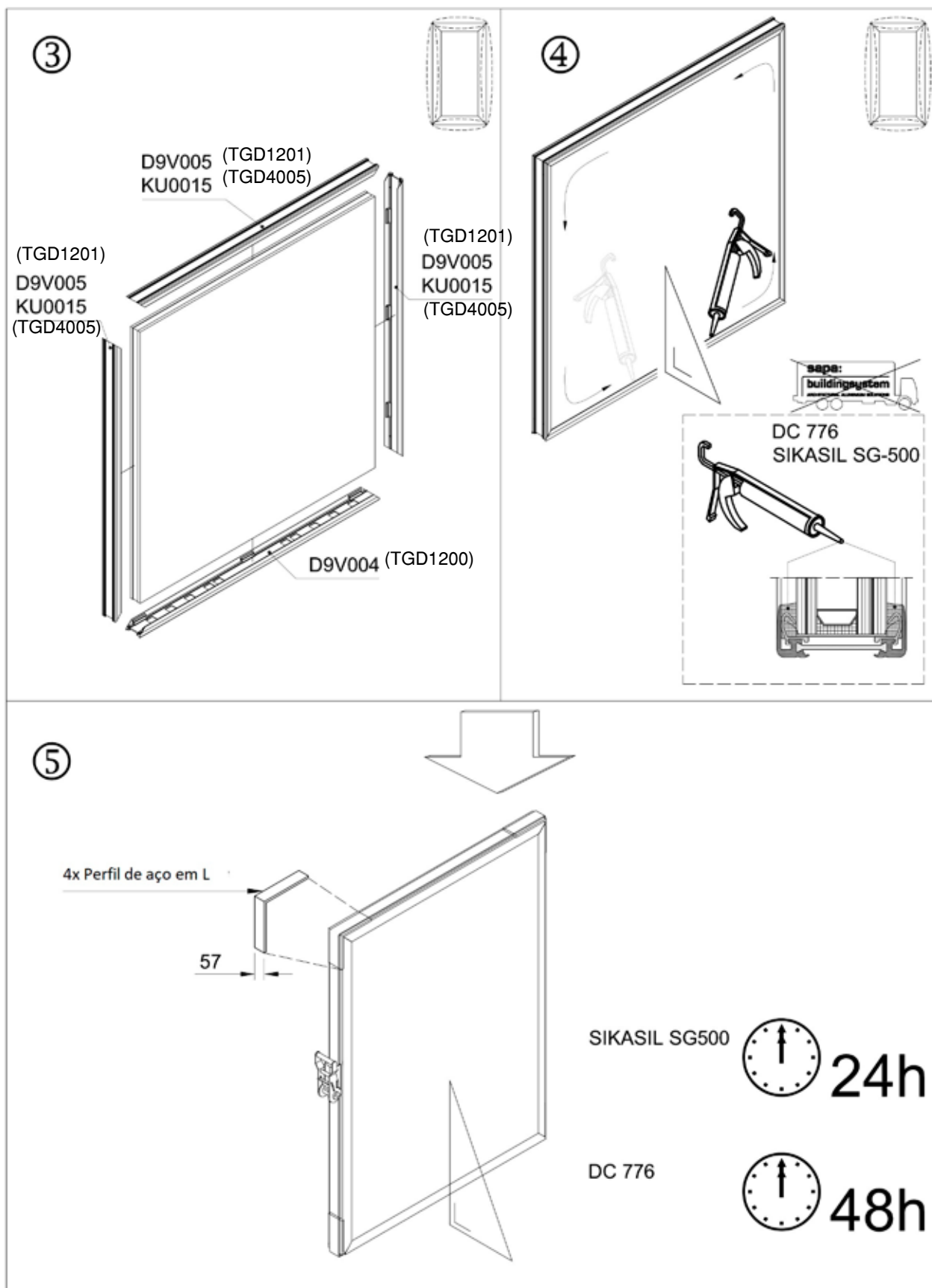
1. Instalar CO0237 nos perfis (TGD4006)
2. Colocar silicone nos perfis.



# Hardware e desenhos de montagem

## Montagem das folhas

### MONTAGEM DO VIDRO COM CO0237



3. Montar os perfis na extremidade do intercalar do vidro.

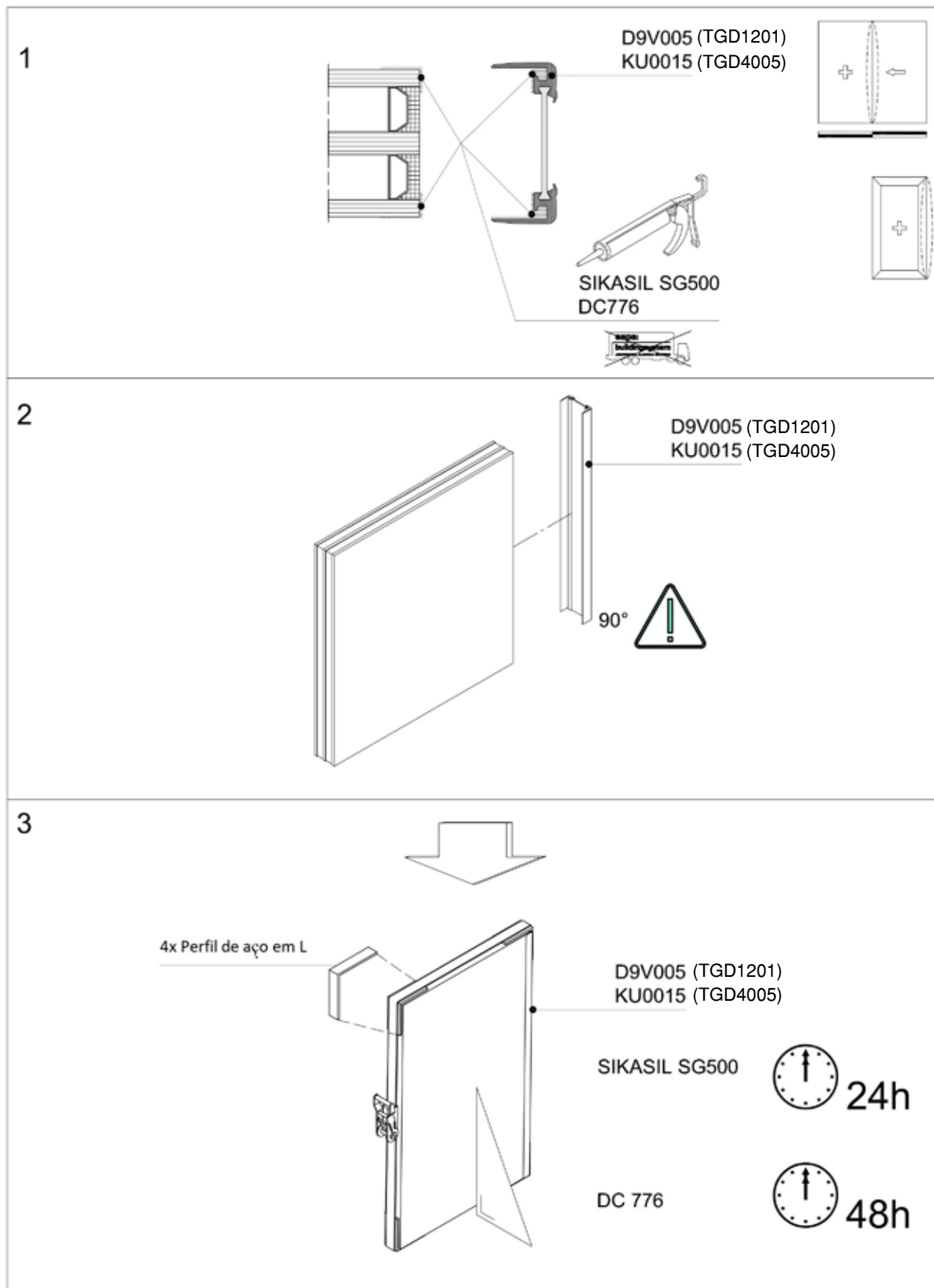
4. Encher a folga entre o vidro e os perfis numa posição vertical.

5. Utilizar correias para pressionar os perfis contra o vidro enquanto a cola seca. O corte dos roletes deverá ser mantido sem silicone.

# Hardware e desenhos de montagem

## Montagem das folhas

### MONTAGEM DO VIDRO - VIDRO FIXO SEM ARO DE FOLHA



#### ART2-ASS-205

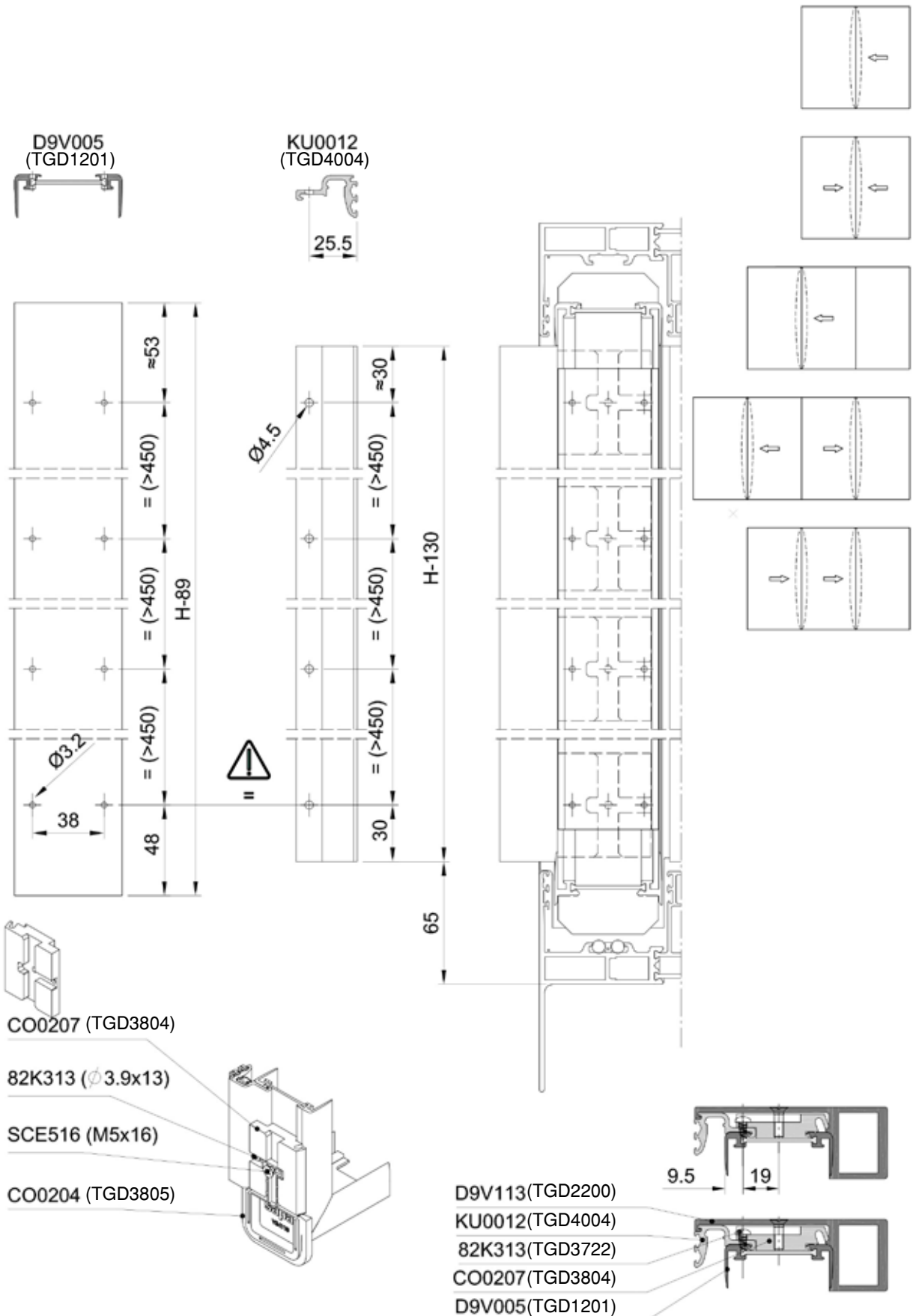
1. Colocar silicone no perfil.

2. Montar os perfis na extremidade do intercalar do vidro. Utilizar correias para pressionar os perfis contra o vidro enquanto a cola seca.

# Hardware e desenhos de montagem

## Montagem dos montantes centrais

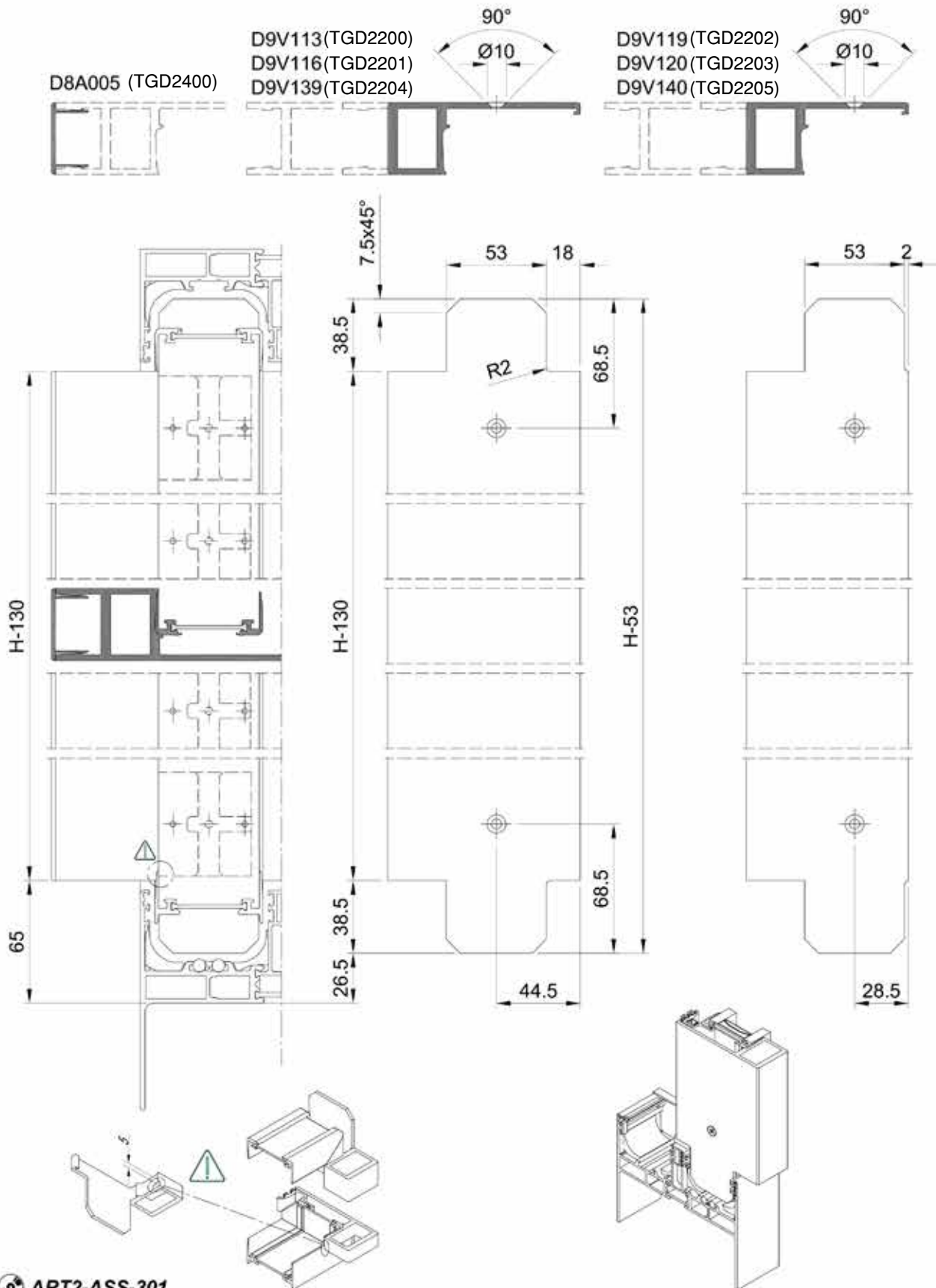
**KU0012: OPERAÇÕES EM D9V005 E KU0012** (TGD4004)(TGD1201)(TGD4004)



# Hardware e desenhos de montagem

## Montagem dos montantes centrais

### OPERAÇÕES EM PERFIS DE COBERTURA D9V1XX



ART2-ASS-301

# Hardware e desenhos de montagem

## Montagem dos montantes centrais

### KU0013: OPERAÇÕES EM D9V005 E KU0013

(TGD4001)

(TGD1201)

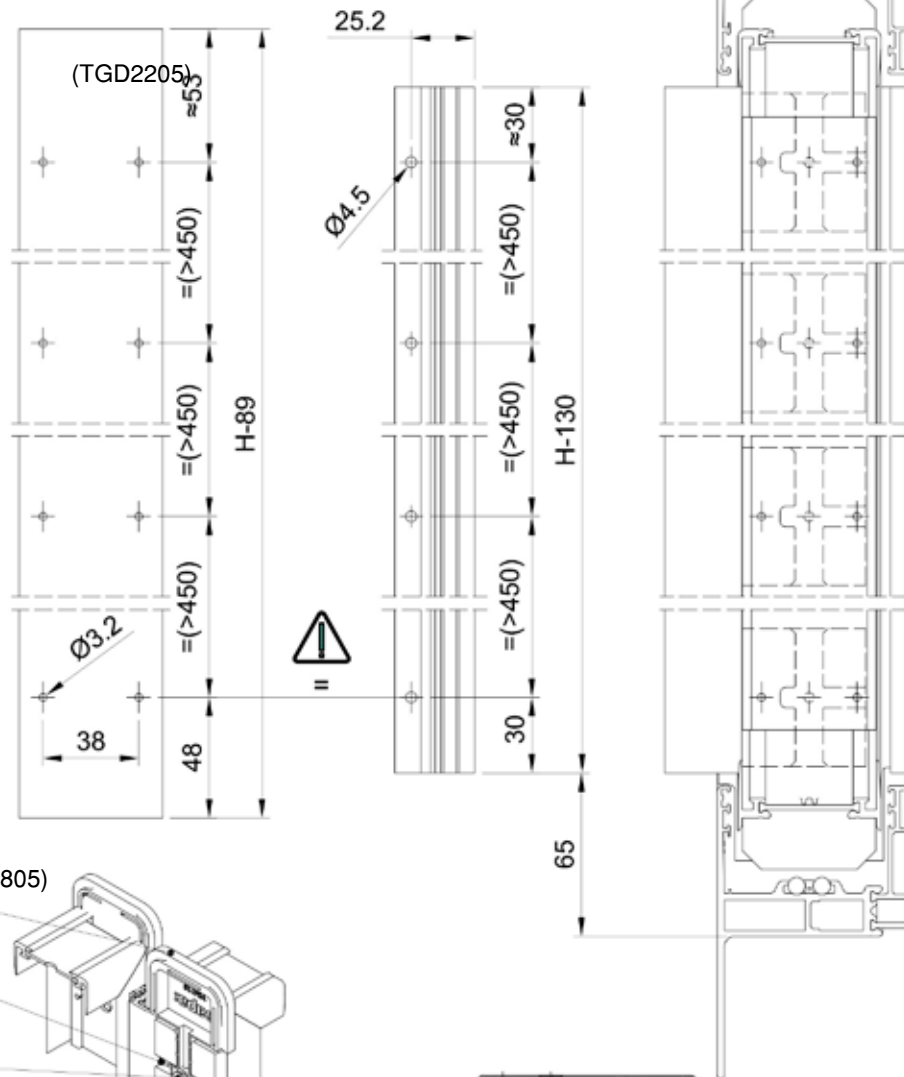
(TGD4001)



D9V005  
(TGD1201)



KU0013  
(TGD4001)

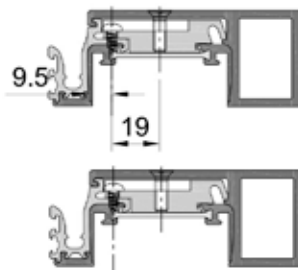
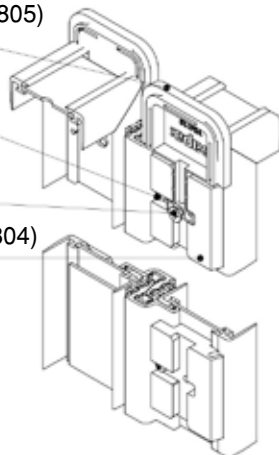


CO0204 (TGD3805)

(TGD3722) 82K313  
(Ø3.9x13)

(TGD3704) SCE516  
(M5x16)

CO0207 (TGD3804)

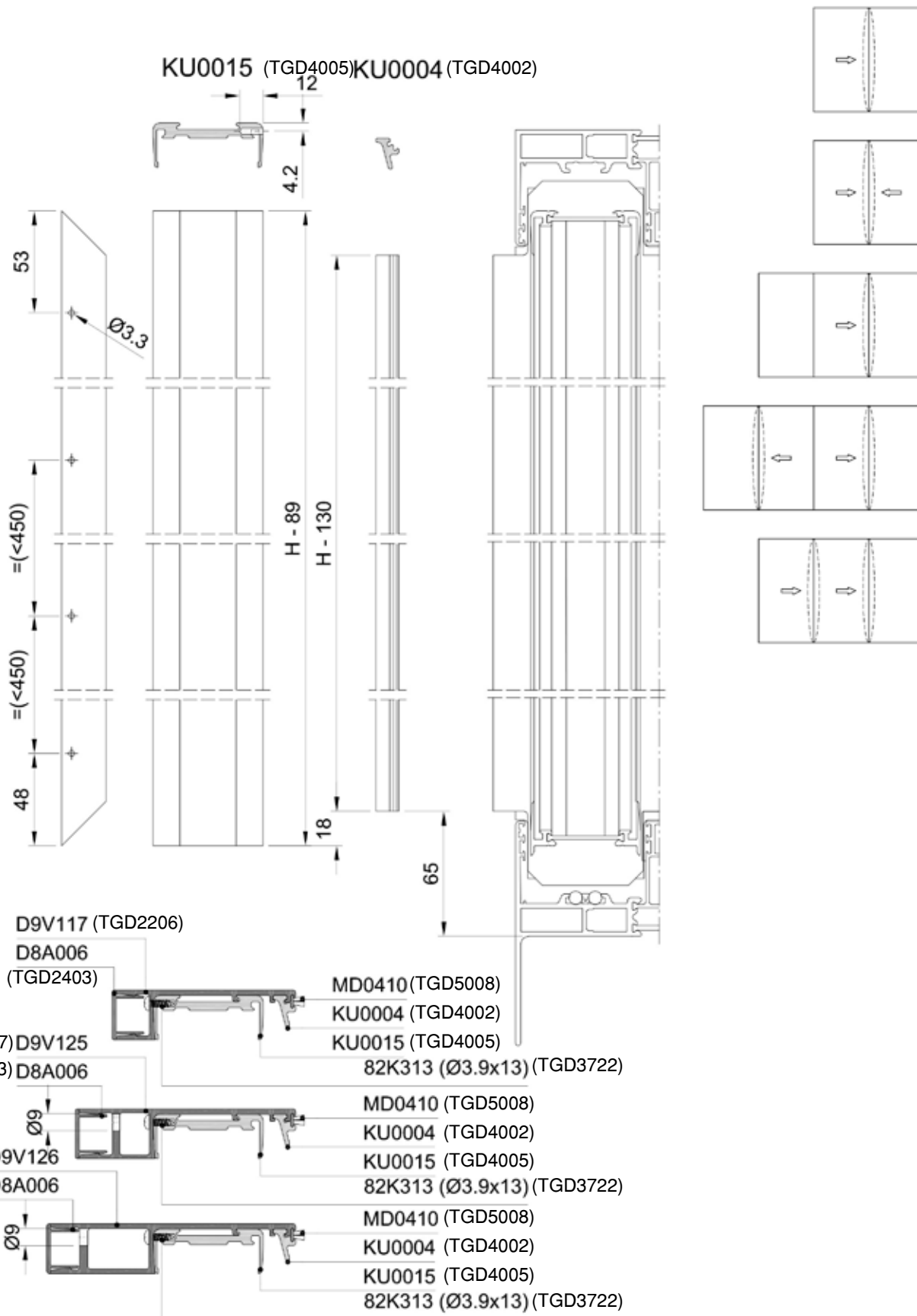


# Hardware e desenhos de montagem

## Montagem dos montantes centrais

KU0004: OPERAÇÕES EM KU0015 (TGD4002) (TGD4005)

TECHNAL®



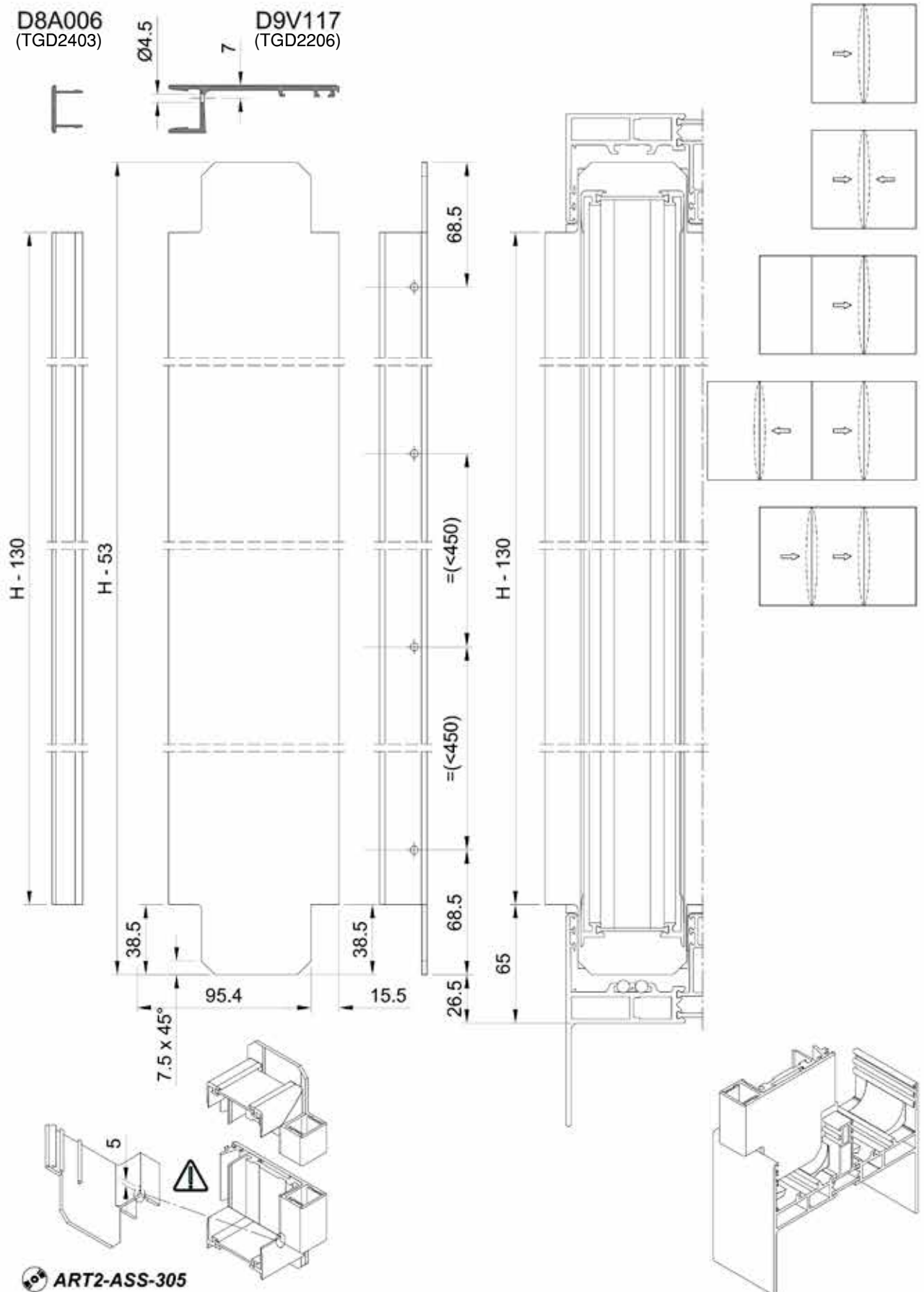
# Hardware e desenhos de montagem

## Montagem dos montantes centrais

OPERAÇÕES EM PERFIS DE COBERTURA D9V117 (TGD2206)

D8A006  
(TGD2403)

D9V117  
(TGD2206)

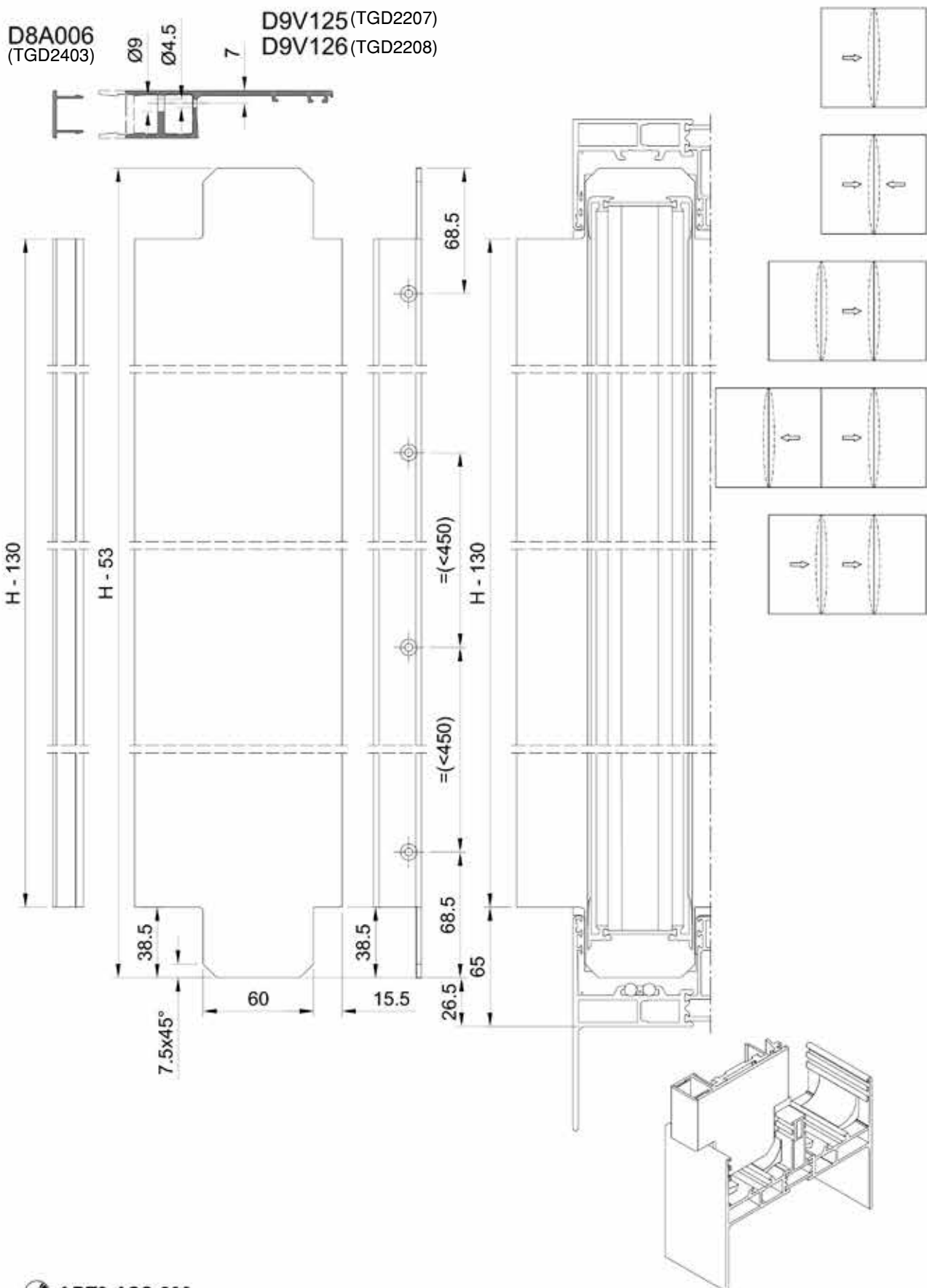


# Hardware e desenhos de montagem

## Montagem dos montantes centrais

TECHNAL®

OPERAÇÕES EM PERFIS DE COBERTURA D9V125/D9V126 (TGD2207 / TGD2208)

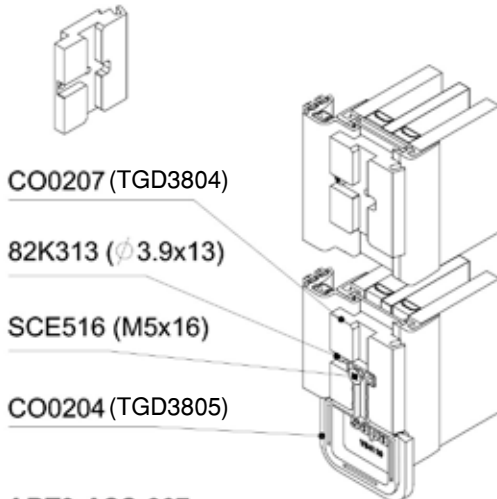
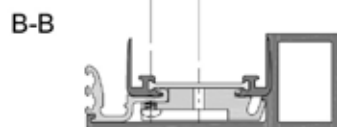
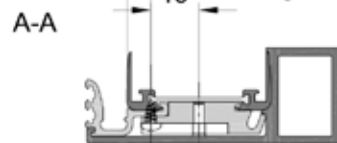
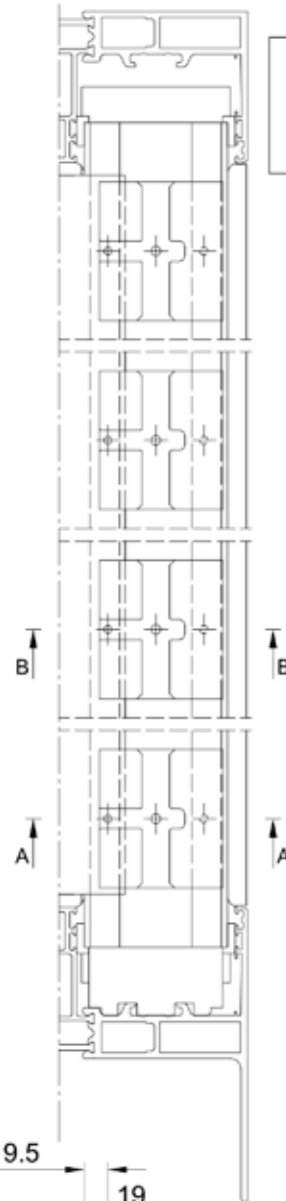
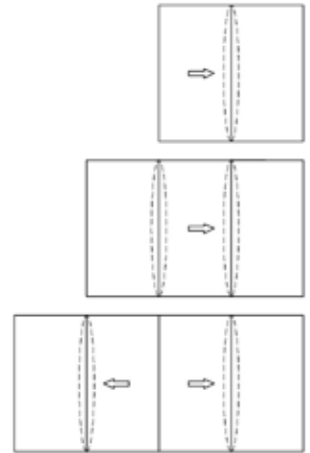
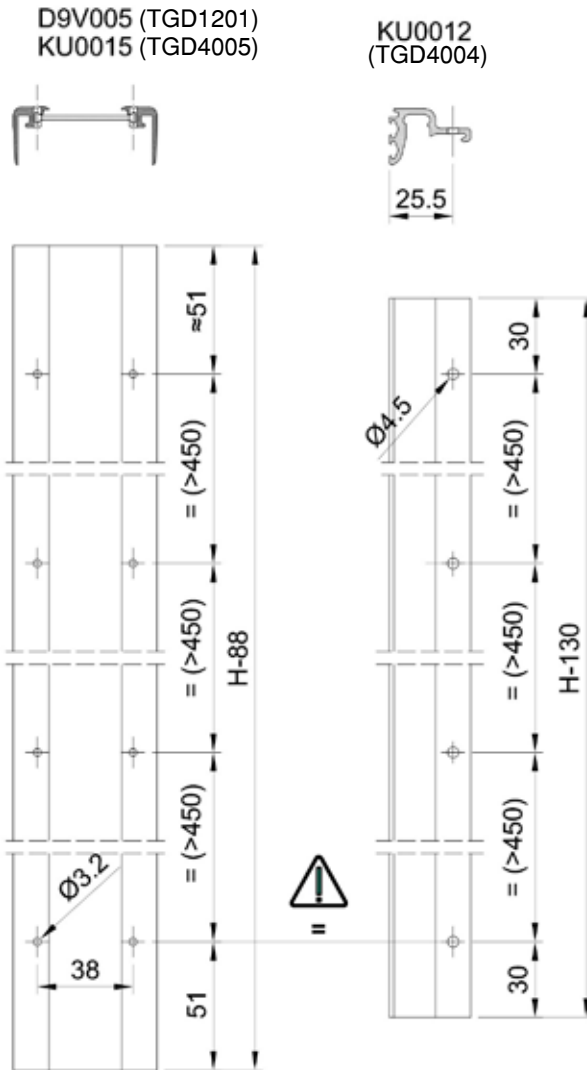




# Hardware e desenhos de montagem

## Montagem dos montantes centrais

**KU0012: OPERAÇÕES EM D9V005 E KU0012 (VIDRO FIXO SEM ARO)**  
 (TGD4004)(TGD1201)(TGD4004)



**ART2-ASS-307**

# Hardware e desenhos de montagem

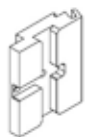
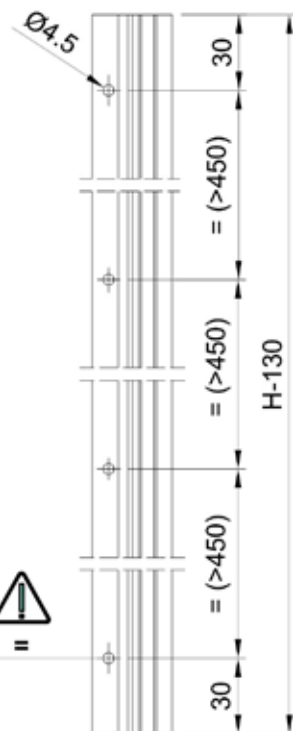
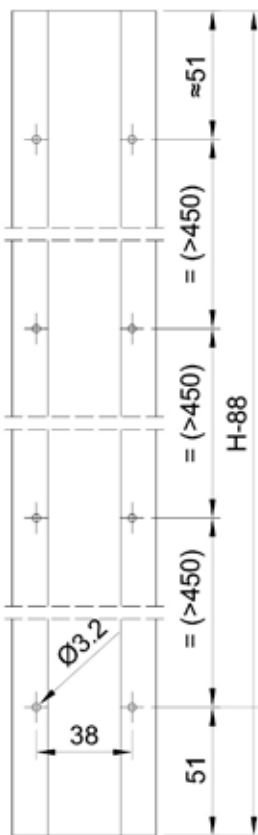
## Montagem dos montantes centrais

**KU0013: OPERAÇÕES EM D9V005 E KU0013 (VIDRO FIXO SEM ARO)**  
(TGD4001)(TGD1201) (TGD4001)



D9V005 (TGD1201)  
KU0015 (TGD4005)

KU0013 (TGD4001)




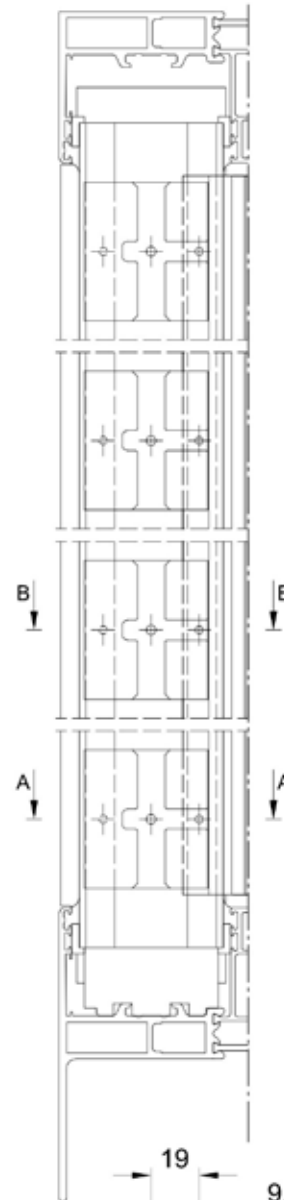
CO0204 (TGD3805)

SCE516 (TGD3704)  
(M5x16)

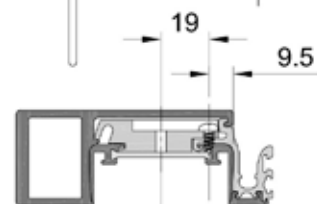
82K313 (TGD3722)  
( $\varnothing 3.9 \times 13$ )

CO0207 (TGD3804)

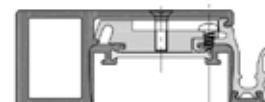
 ART2-ASS-308



A-A



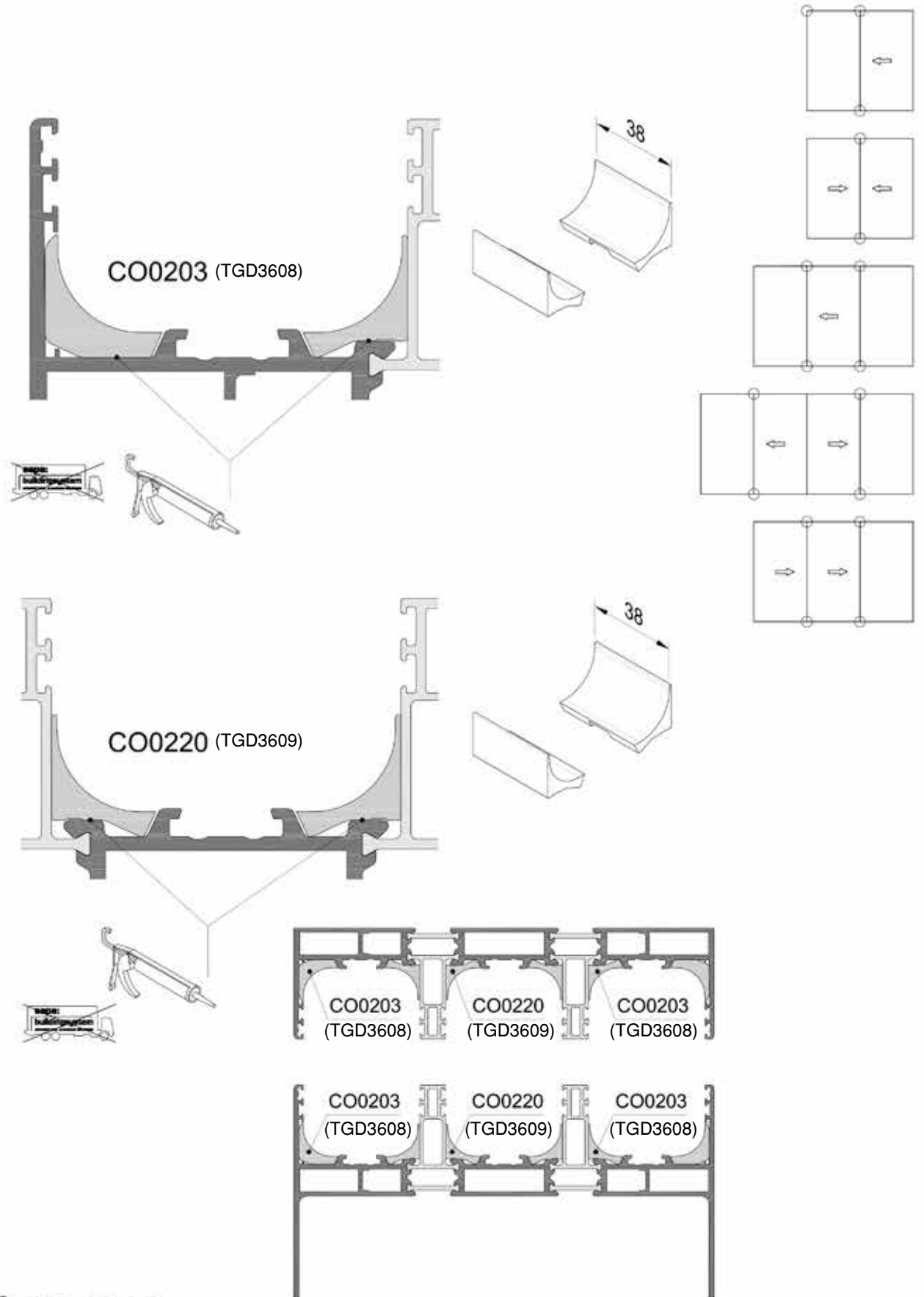
B-B



# Hardware e desenhos de montagem

## Montagem dos montantes centrais

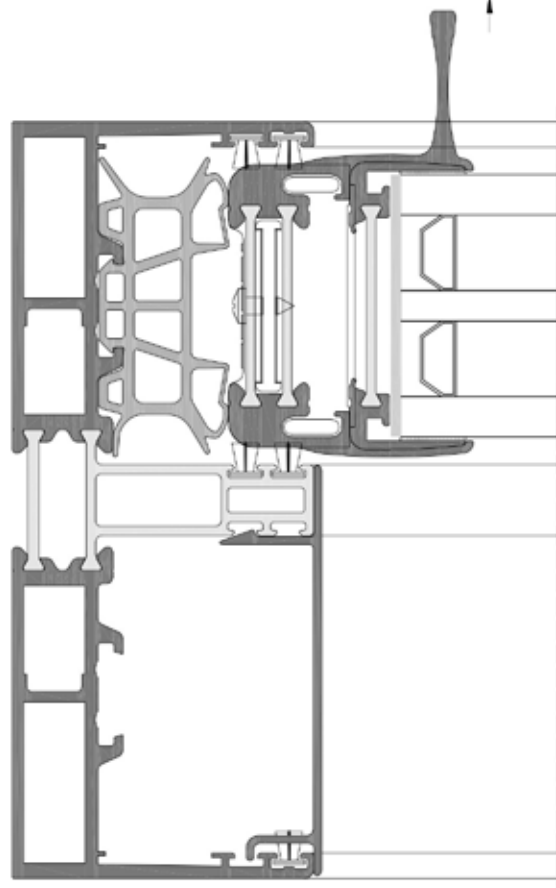
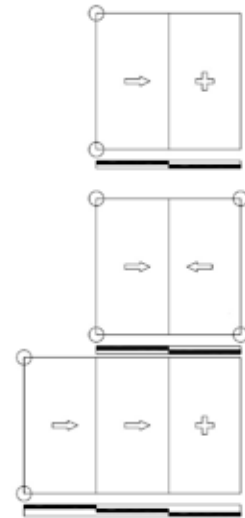
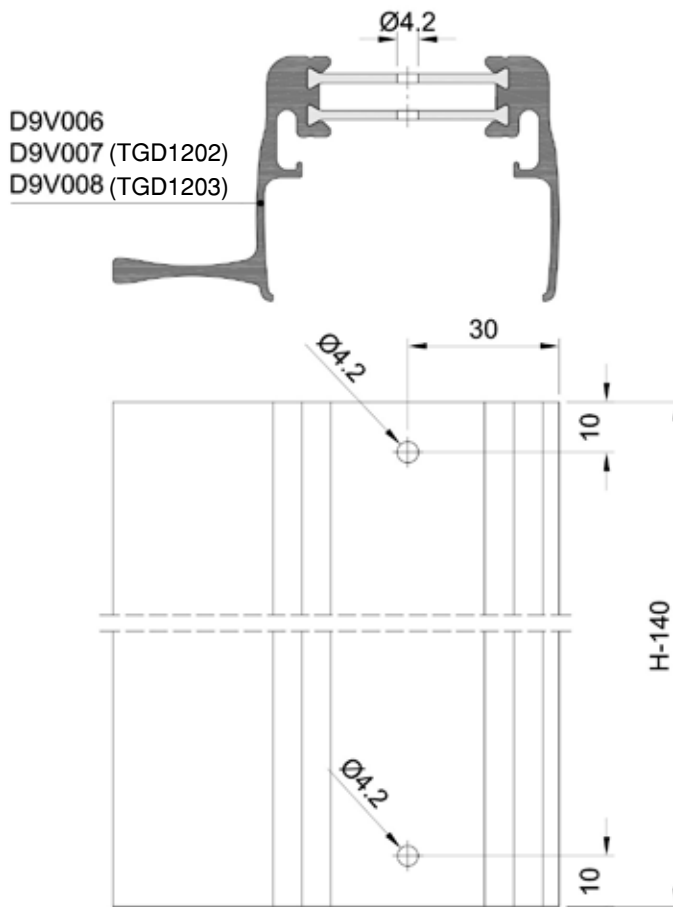
UTILIZAÇÃO DE CO0203, CO0220 (TGD3608, TGD3609)



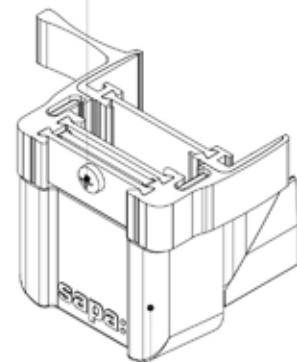
# Hardware e desenhos de montagem

## Montagem das peças terminais do perfil de fecho

OPERAÇÕES EM D9V007 / D9V008 COM CO210 (TGD3806)(TGD1202)(TGD1203)



82K413 (TGD3706)  
( $\phi$ 4,2x13)

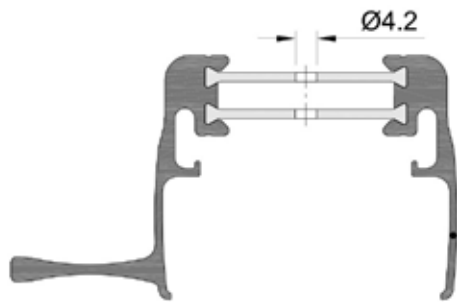


CO210  
(TGD3806)

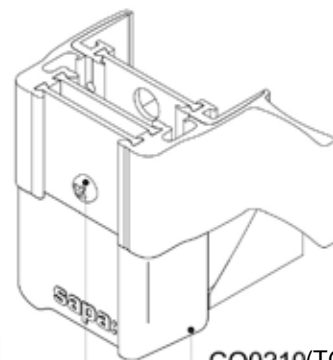
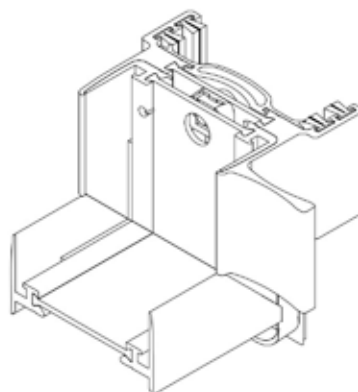
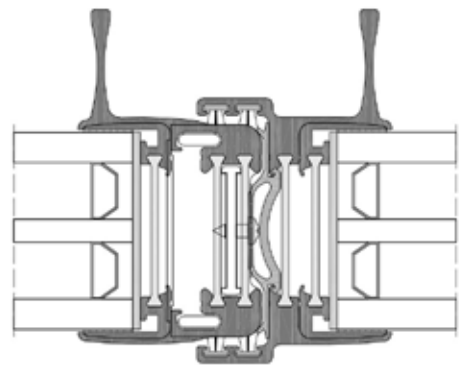
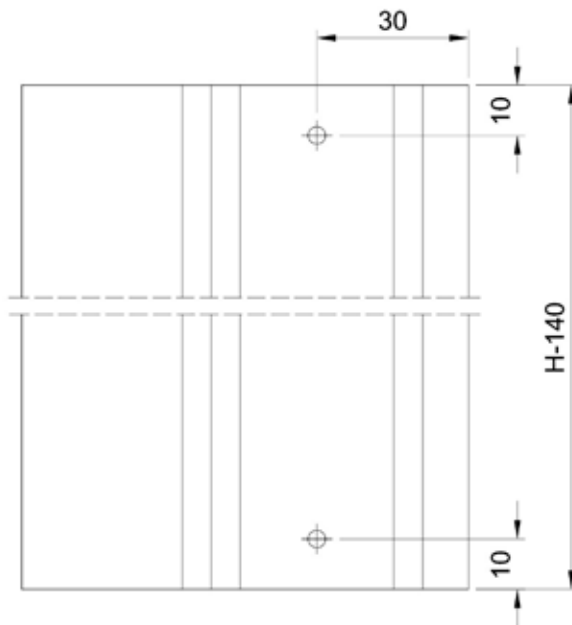
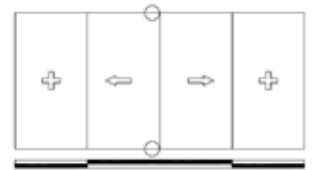
# Hardware e desenhos de montagem

## Montagem das peças terminais do perfil de fecho

**D9V007 / D9V008 / D9V031 / D9V0302 COM CO0210**  
(TGD1202 / TGD1203 / TGD1206 / TGD1207 / TGD3806)



D9V007 (TGD1202)  
D9V008 (TGD1203)  
D9V031 (TGD1206)  
D9V032 (TGD1207)



CO0210(TGD3806)

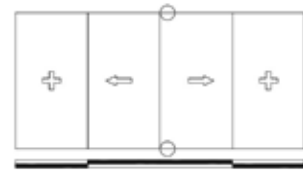
82K413 (TGD3706)  
(Ø 4.2x13)

# Hardware e desenhos de montagem

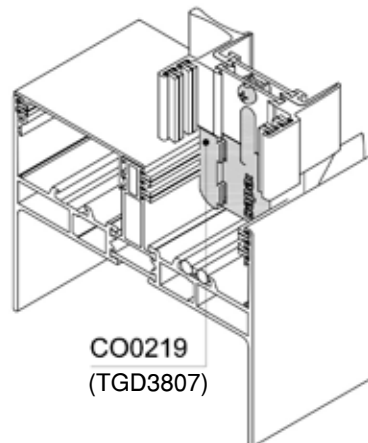
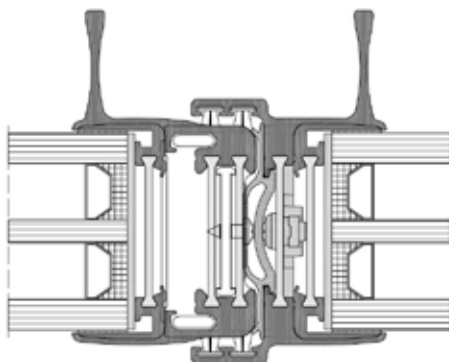
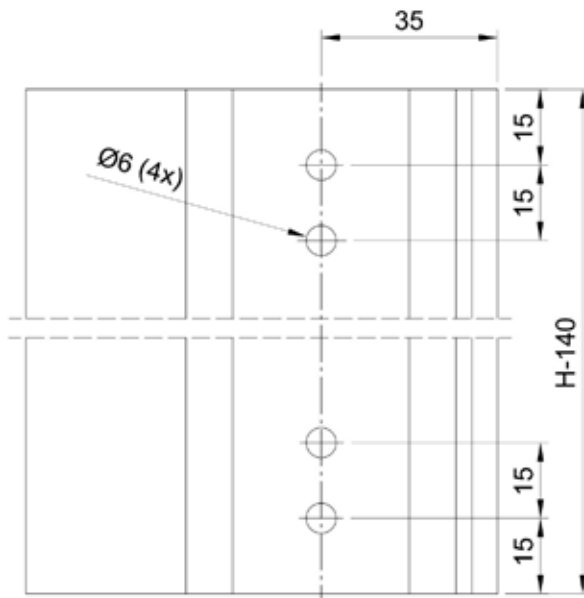
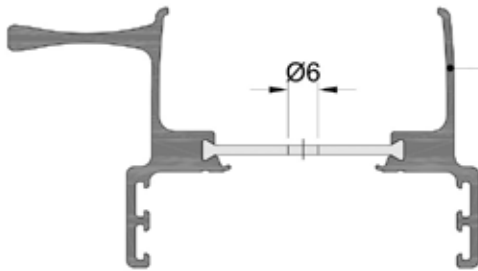
## Montagem das peças terminais do perfil de fecho

**D9V010 / D9V011 / D9V033 / D9V034 COM CO0219**

(TGD1204 / TGD1205 / TGD1208 / TGD1209)(TGD3807)



D9V010(TGD1204)  
D9V011(TGD1205)  
D9V033(TGD1208)  
D9V034(TGD1209)

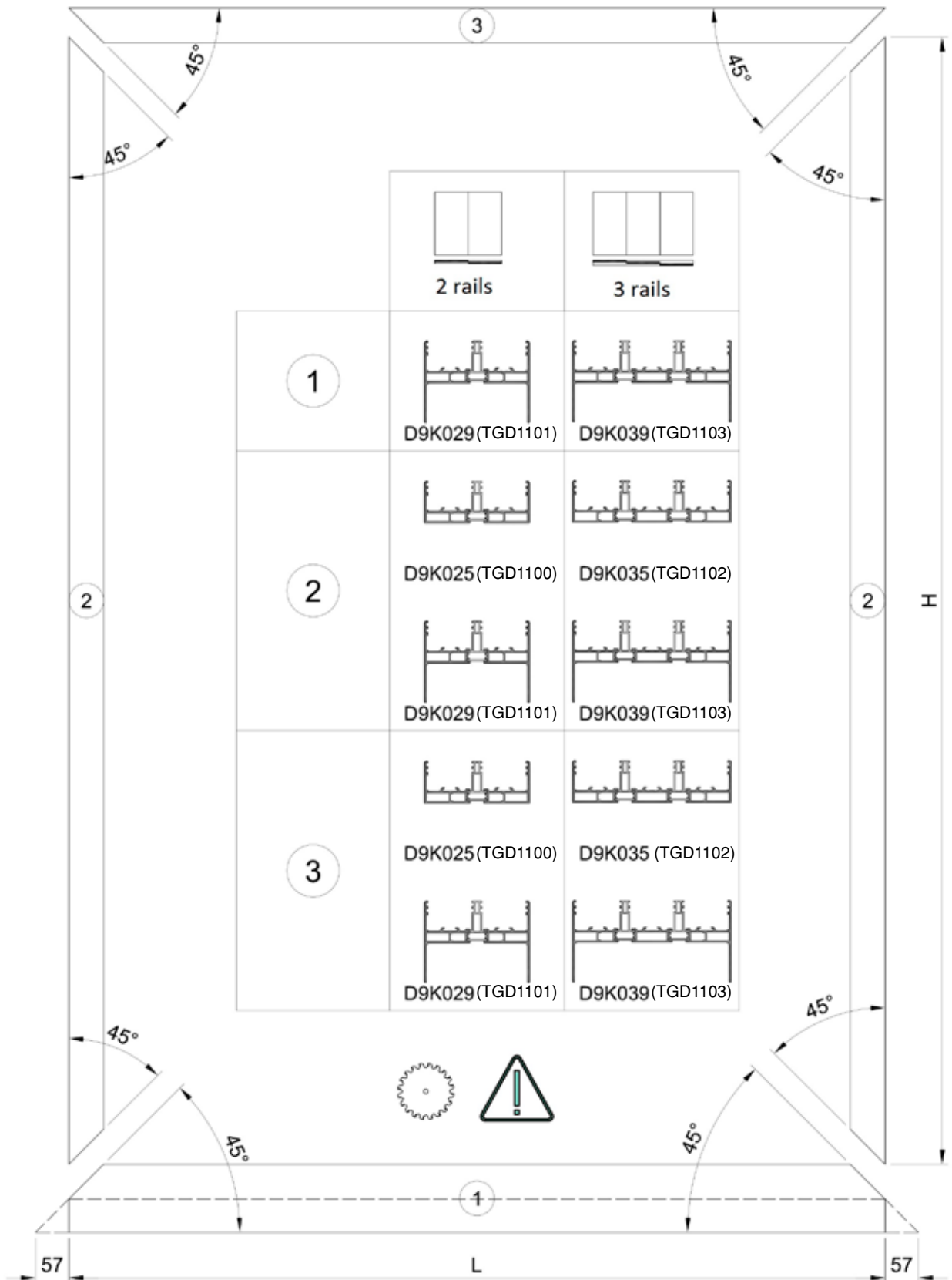


CO0219  
(TGD3807)

# Hardware e desenhos de montagem

## Montagem do aro

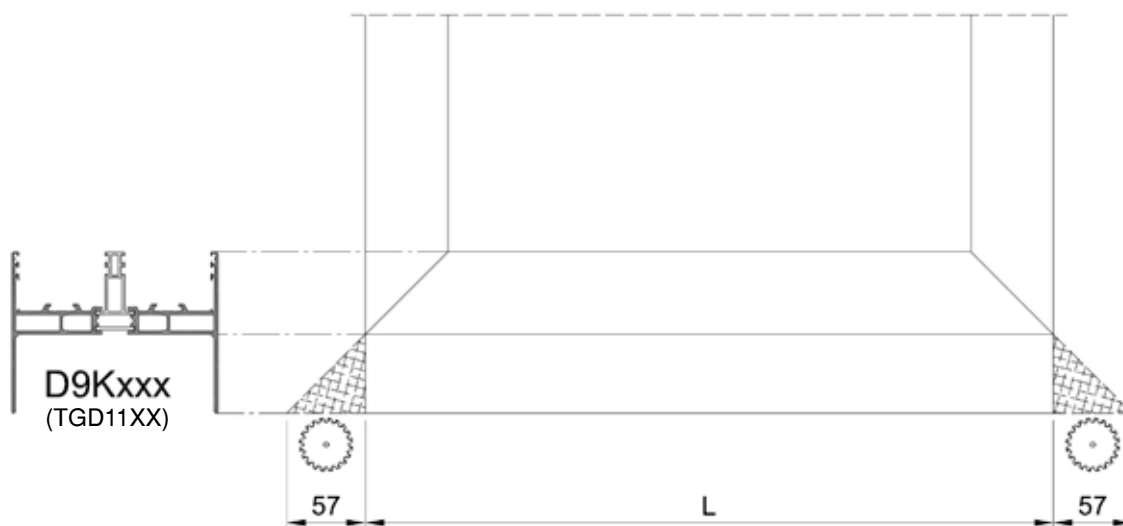
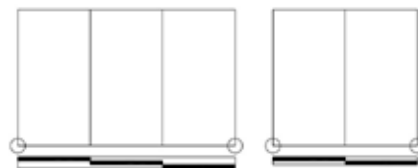
### POSSÍVEIS COMBINAÇÕES DE AROS




# Hardware e desenhos de montagem

## Montagem do aro

OPERAÇÕES NO ARO: D9K029 / D9K039 (TGD1101 / TGD1003)

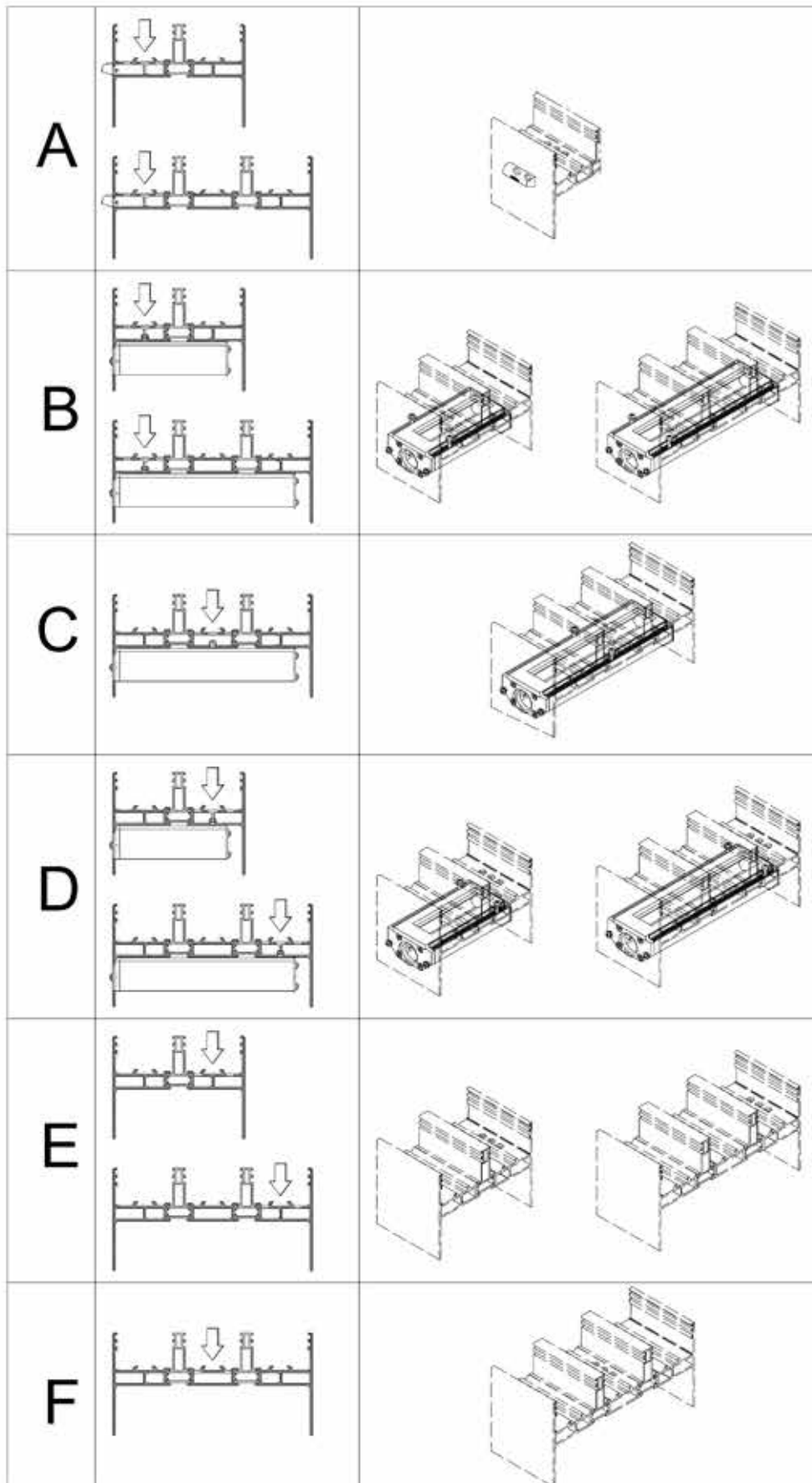


D9Kxxx (TGD11XX)





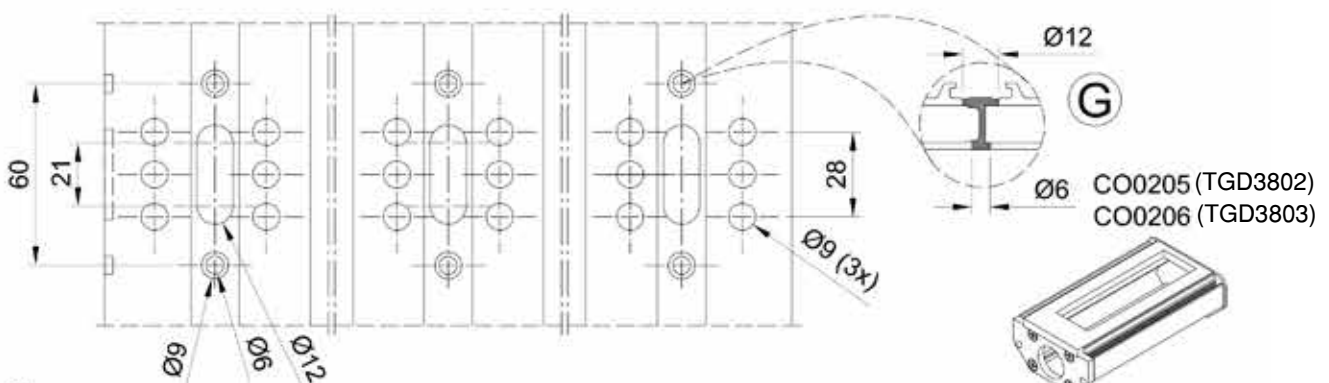
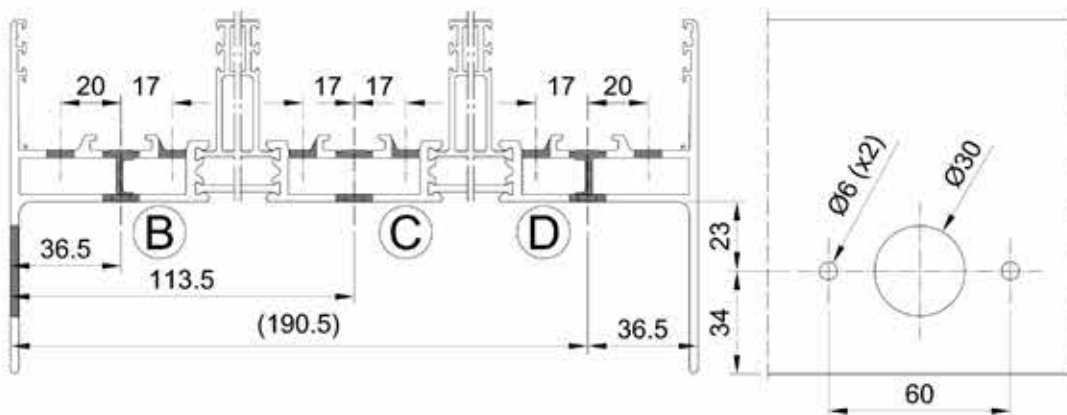
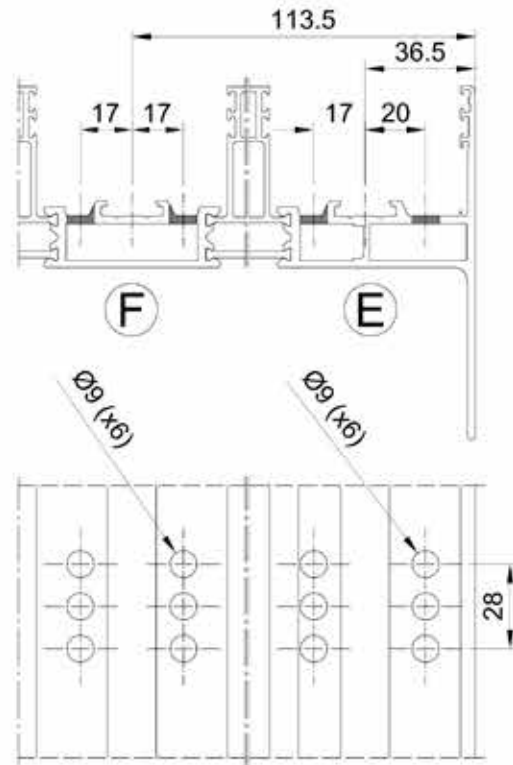
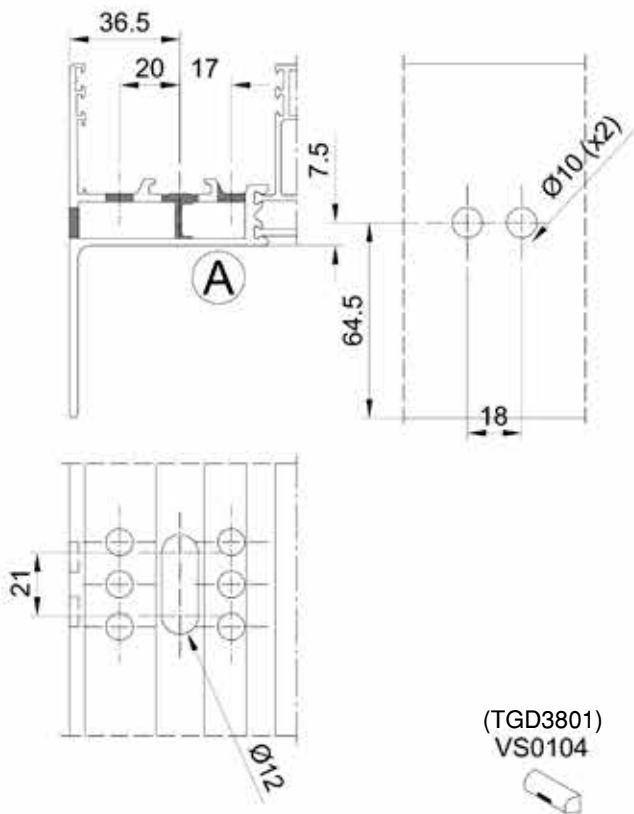
### ARO DE DRENAGEM: VISÃO GERAL



# Hardware e desenhos de montagem

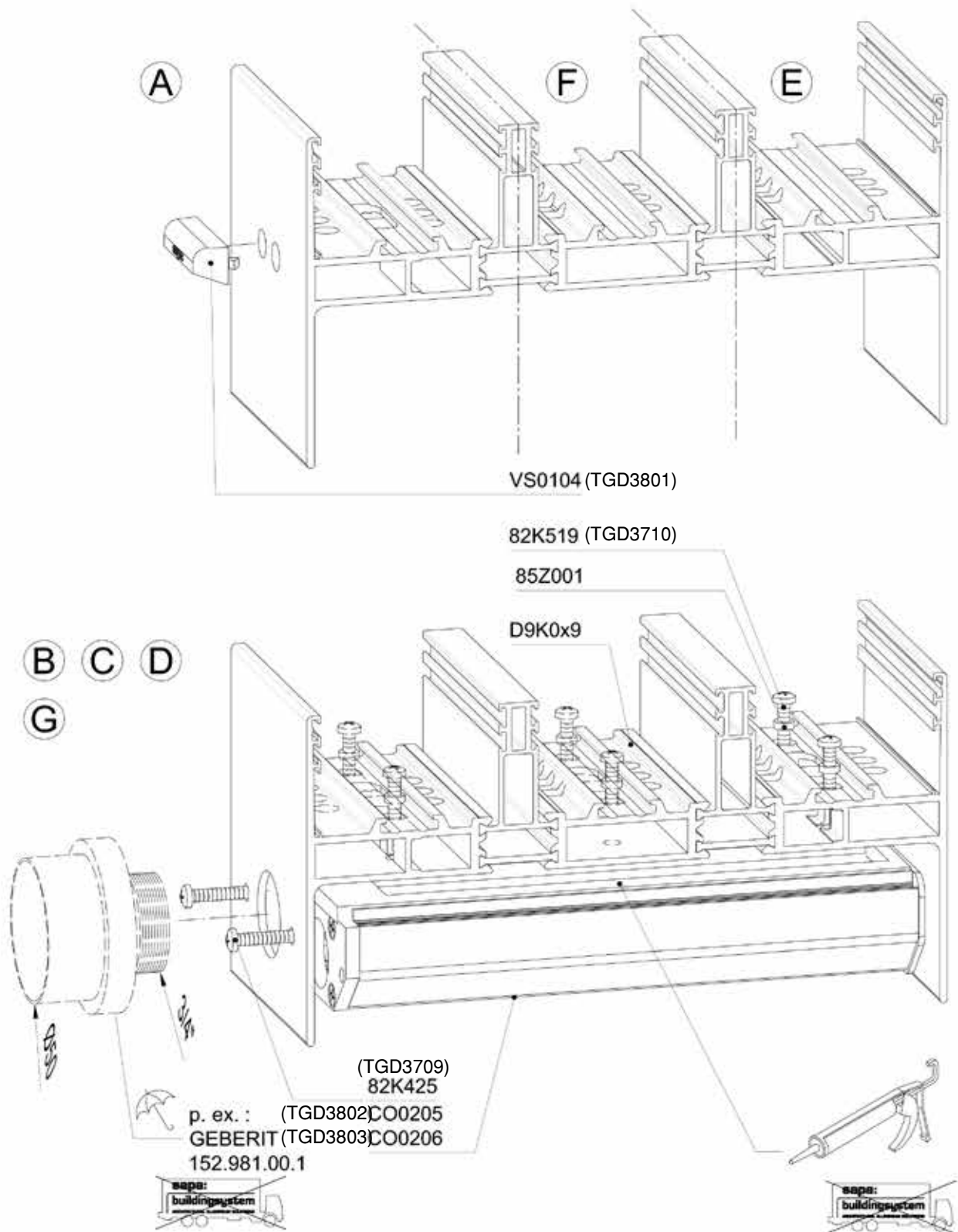
Drenagem

## ARO DE DRENAGEM: OPERAÇÕES



ART2-ASS-601

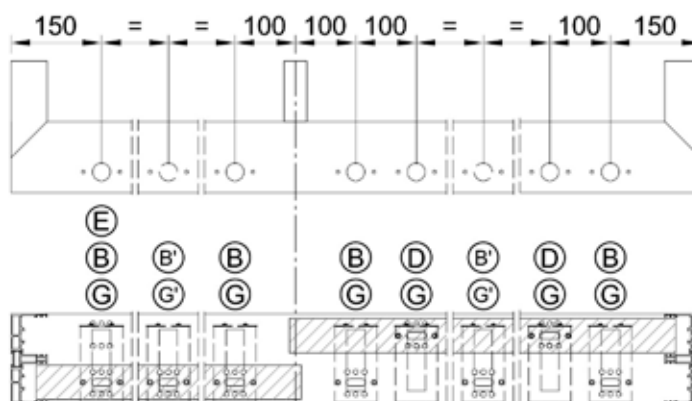
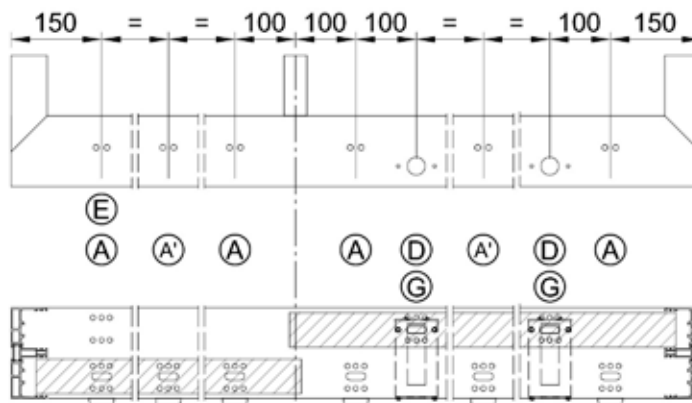
### ARO DE DRENAGEM: MONTAGEM



# Hardware e desenhos de montagem

## Drenagem

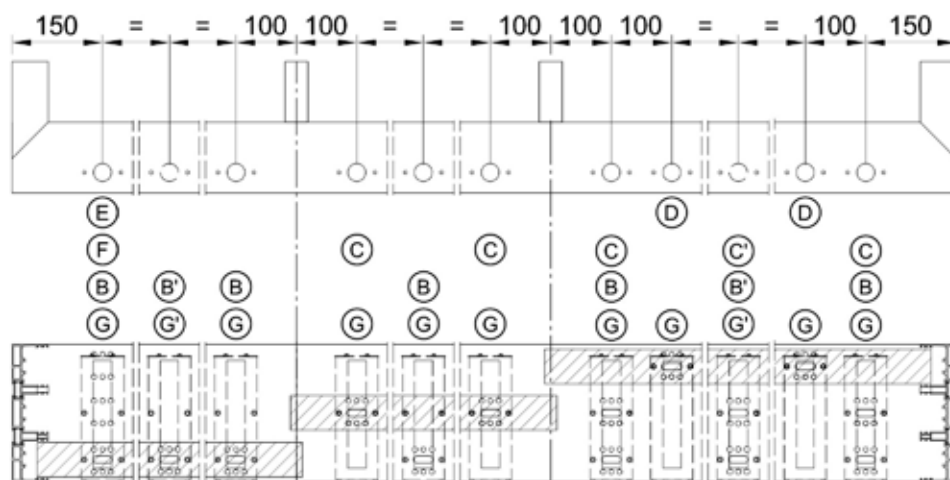
### ARO DE DRENAGEM: 2 RAILS



A': Adicional para folha > 3 m<sup>2</sup>.

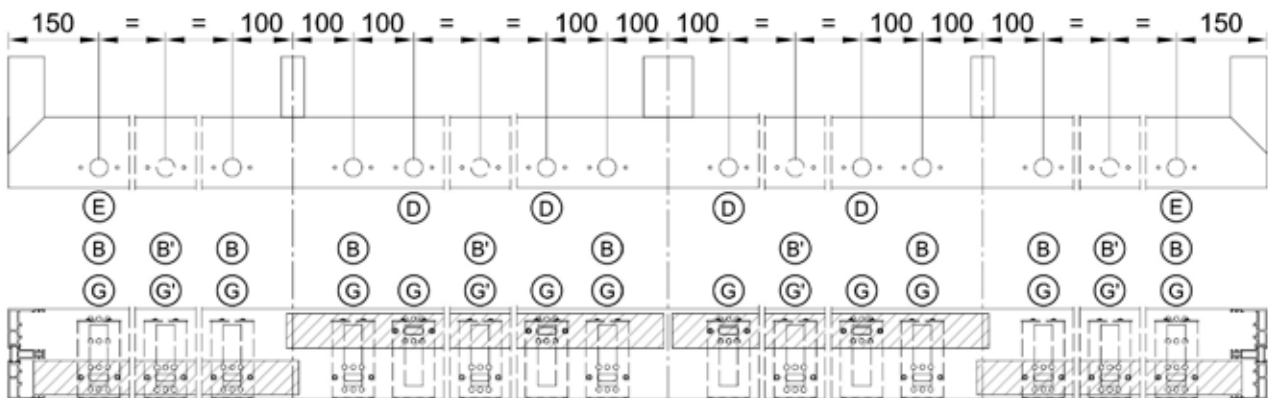
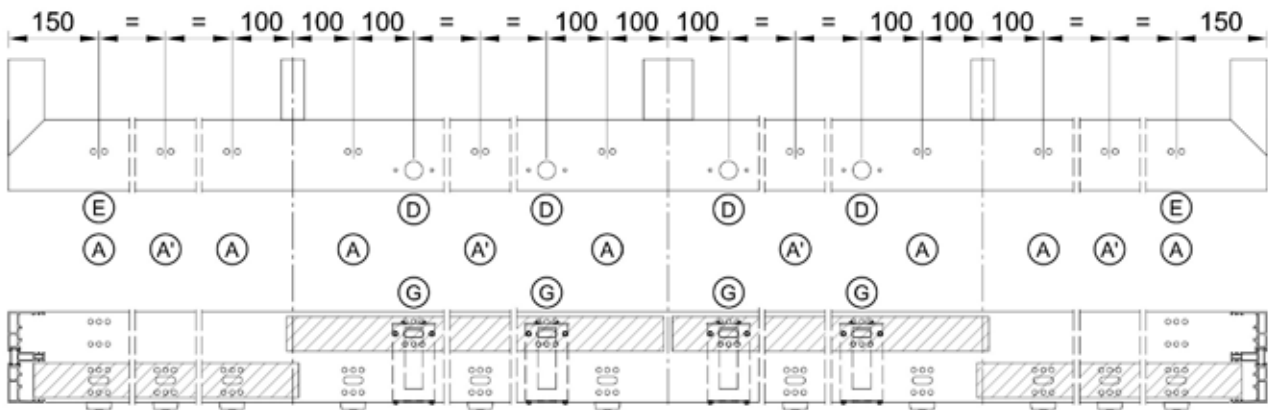
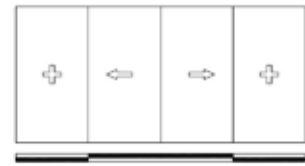
B'+ G': Adicional para folha > 3 m<sup>2</sup>.

### ARO DE DRENAGEM: 3 RAILS



B': Adicional para folha > 3 m<sup>2</sup>.  
G': Adicional para folha > 3 m<sup>2</sup>.

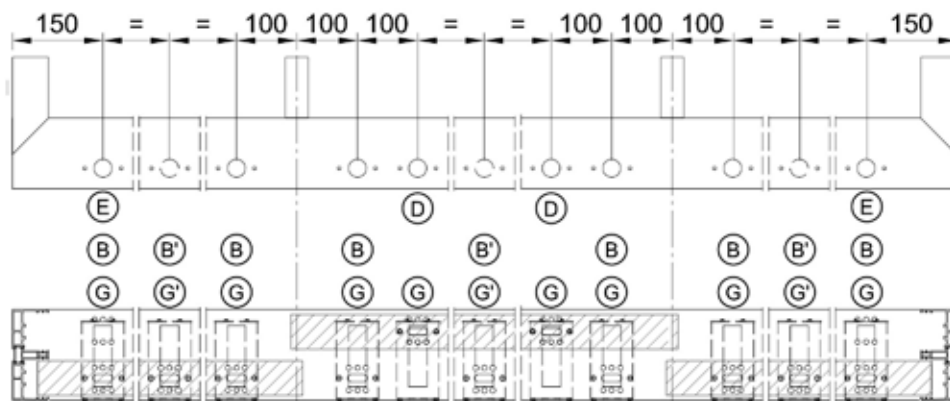
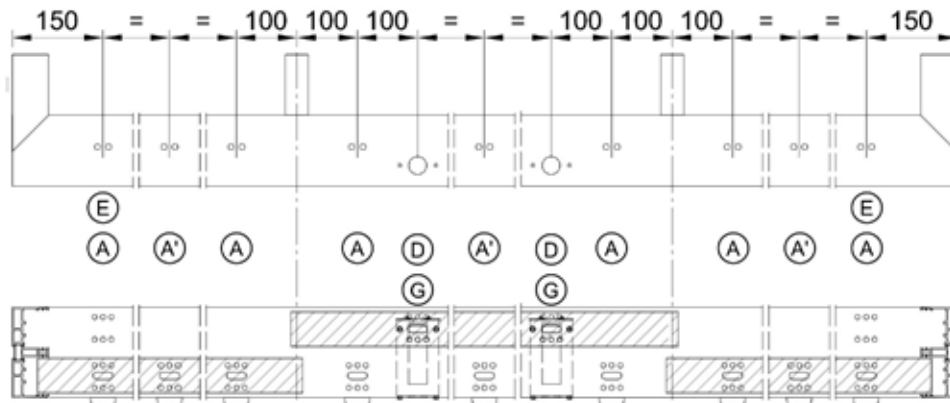
## ARO DE DRENAGEM: 4 FOLHAS



A': Adicional para folha > 3 m<sup>2</sup>.

B'+ G': Adicional para folha > 3 m<sup>2</sup>.

### ARO DE DRENAGEM: FIXO-MÓVEL-FIXO



A': Adicional para folha > 3 m<sup>2</sup>.

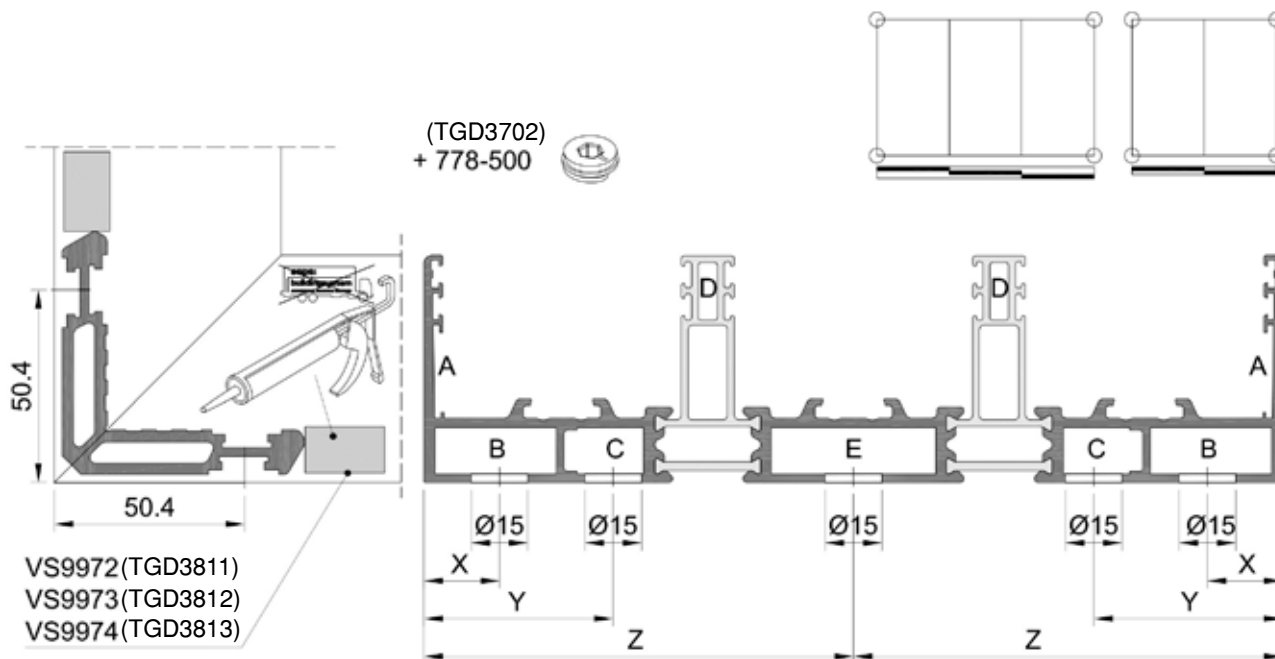
B' + G': Adicional para folha > 3 m<sup>2</sup>.

# Hardware e desenhos de montagem

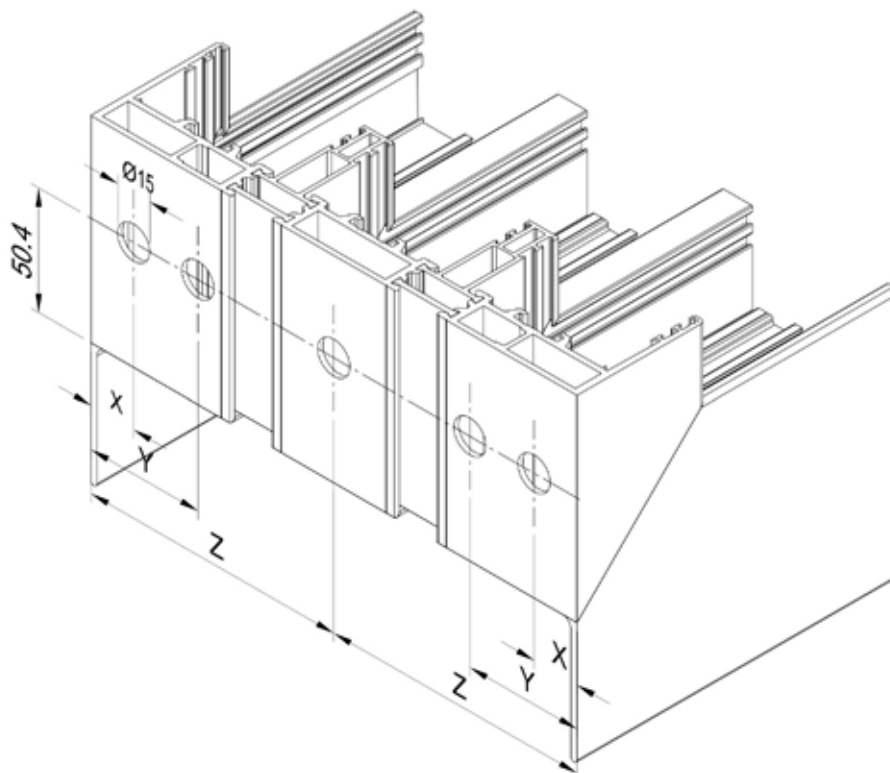
Cantos

TECHNAL®

## MONTAGEM DE CANTOS

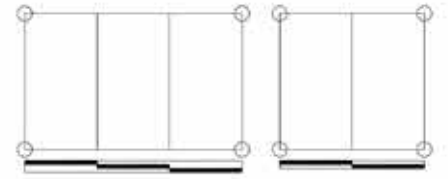


	X(mm)	Y(mm)	Z(mm)	A	B	C	D	E
D9K025 (TGD1100) D9K029 (TGD1101)	20	50	-	HV4M12 (TGD3607)	HV9M16 (TGD3602)	HV9M17 (TGD3603)	CO0153 (TGD3600)	-
D9K035 (TGD1102) D9K039 (TGD1103)	20	50	113,5	HV4M12 (TGD3607)	HV9M16 (TGD3602)	HV9M17 (TGD3603)	CO0153 (TGD3600)	HV9M15 (TGD3601)

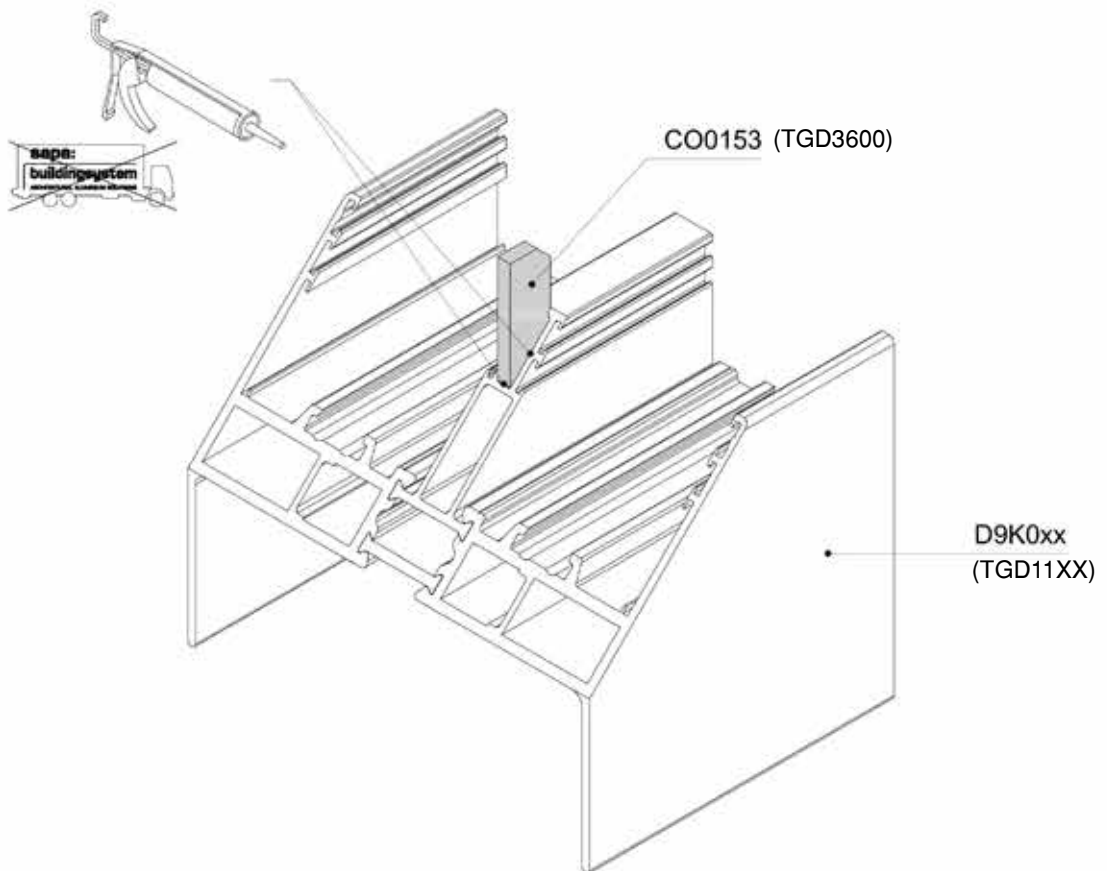
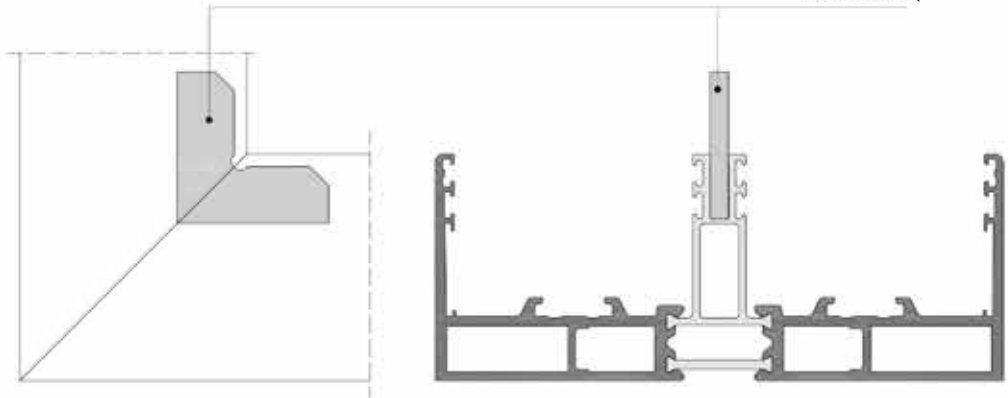


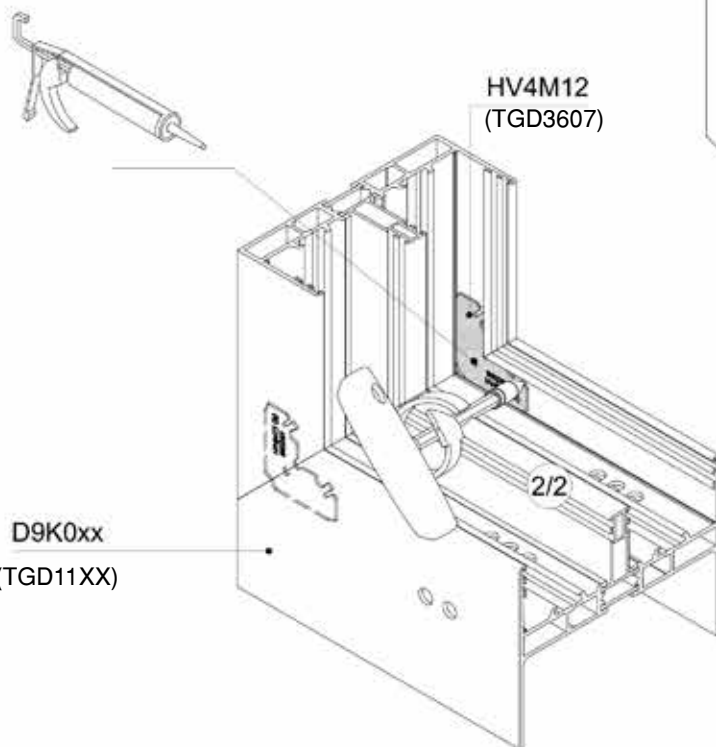
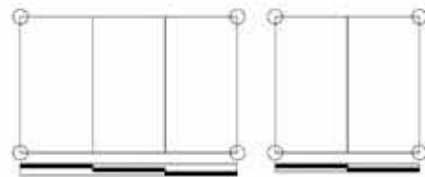
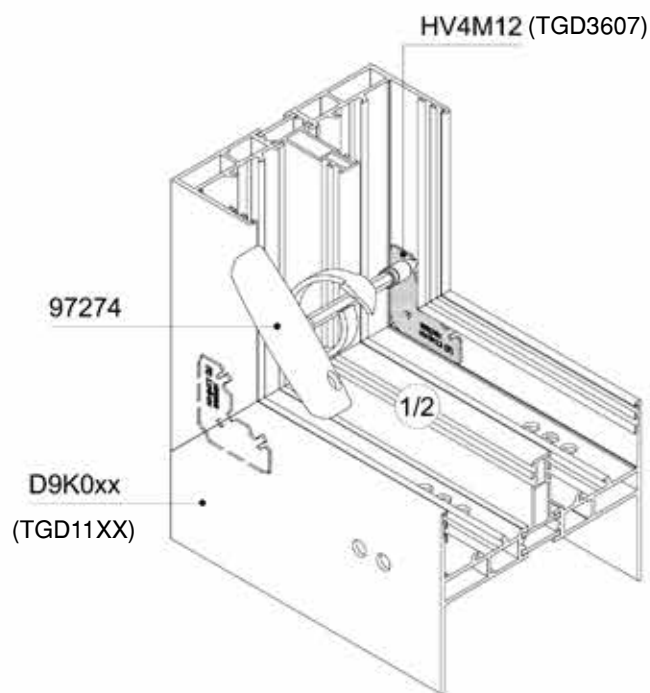


### MONTAGEM CO0153 (TGD3600)

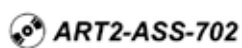
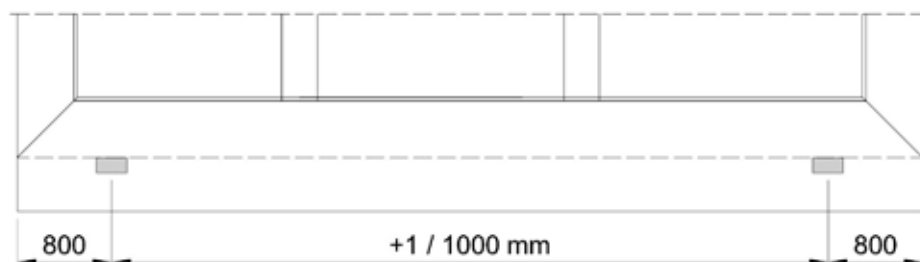
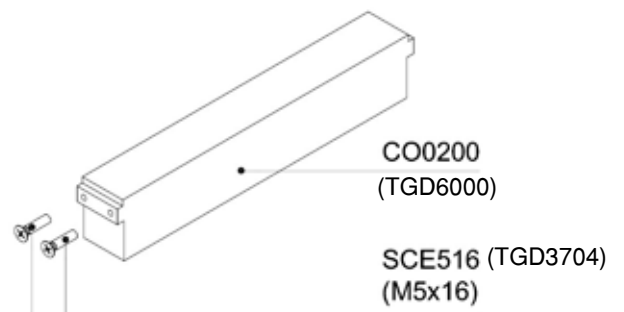
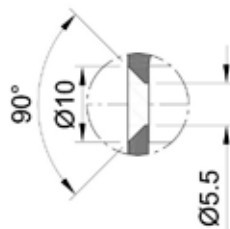
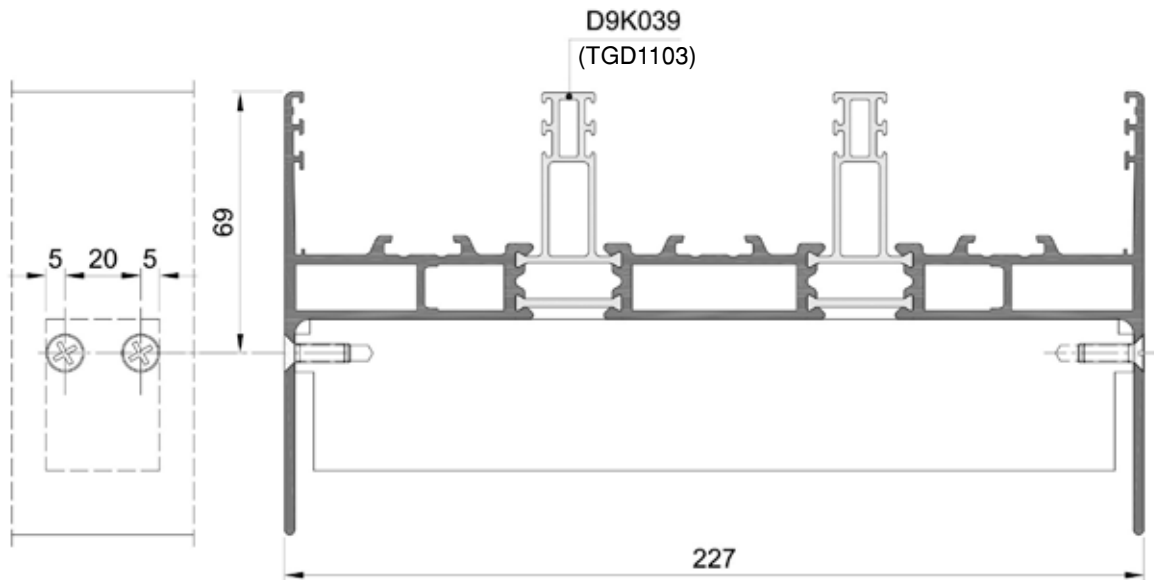
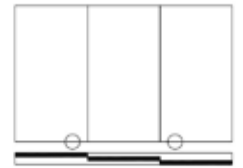


CO0153 (TGD3600)



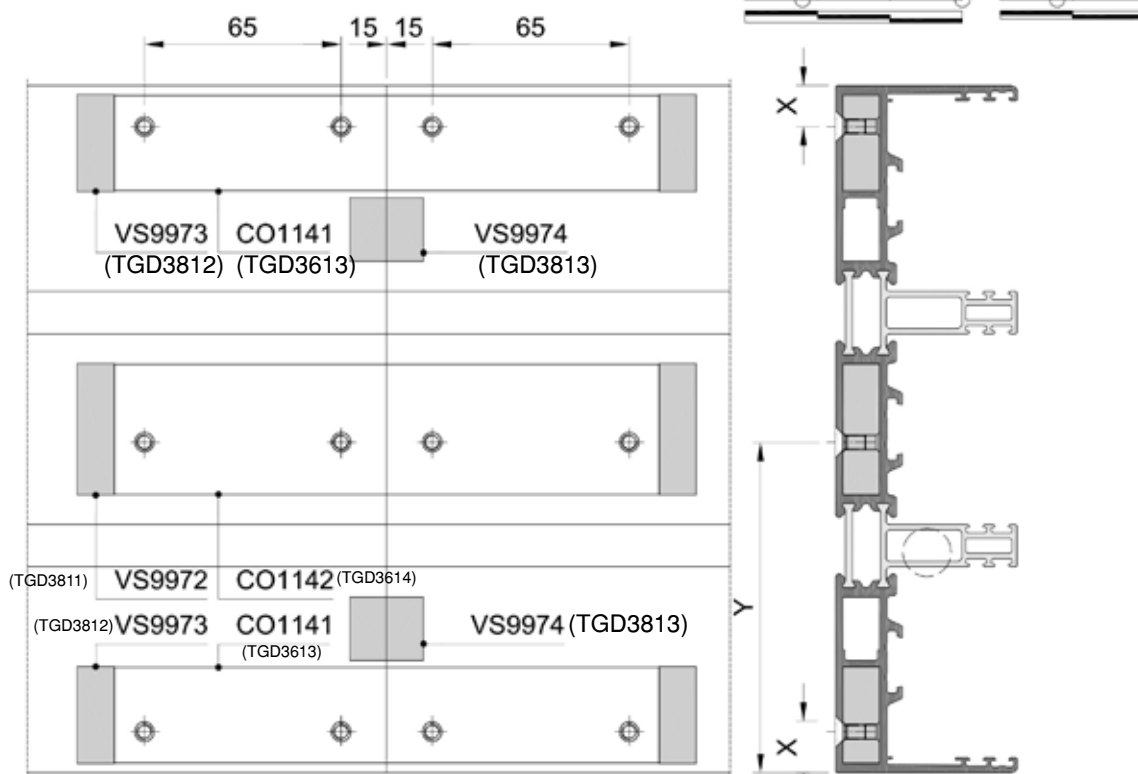
**MONTAGEM DO SUPORTE DE NIVELAMENTO (TGD3607)**

### PEÇA DE SUPORTE CO0200 PARA 3 RAILS (TGD6000)



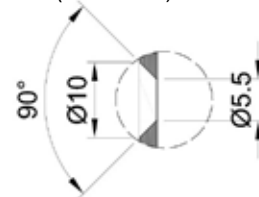
CO0200 (TGD6000) deve ser usado para evitar a curvatura do aro devido ao peso do caixilho.

EXTENSÃO DO ARO: CO1141 / CO1142 (TGD3613 / TGD3614)

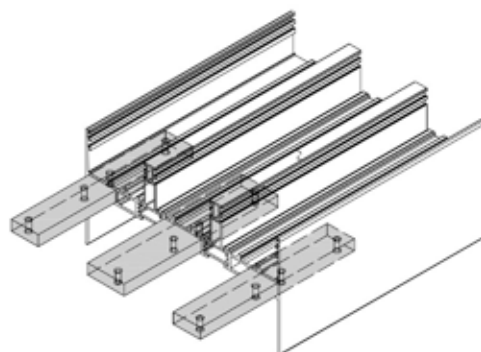
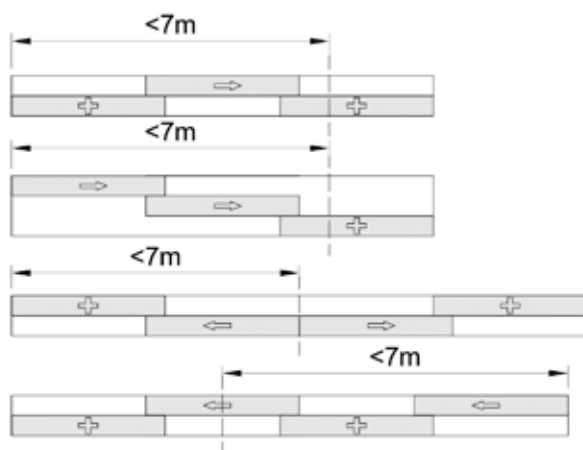


X(mm)	Y(mm)		
13,5	-	D9K025, D9K029 (TGD1100, TGD1101)	CO1141 (TGD3613)
13,5	110	D9K035, D9K039 (TGD1102, TGD1103)	CO1141 / CO1142 (TGD3613 / TGD3614)

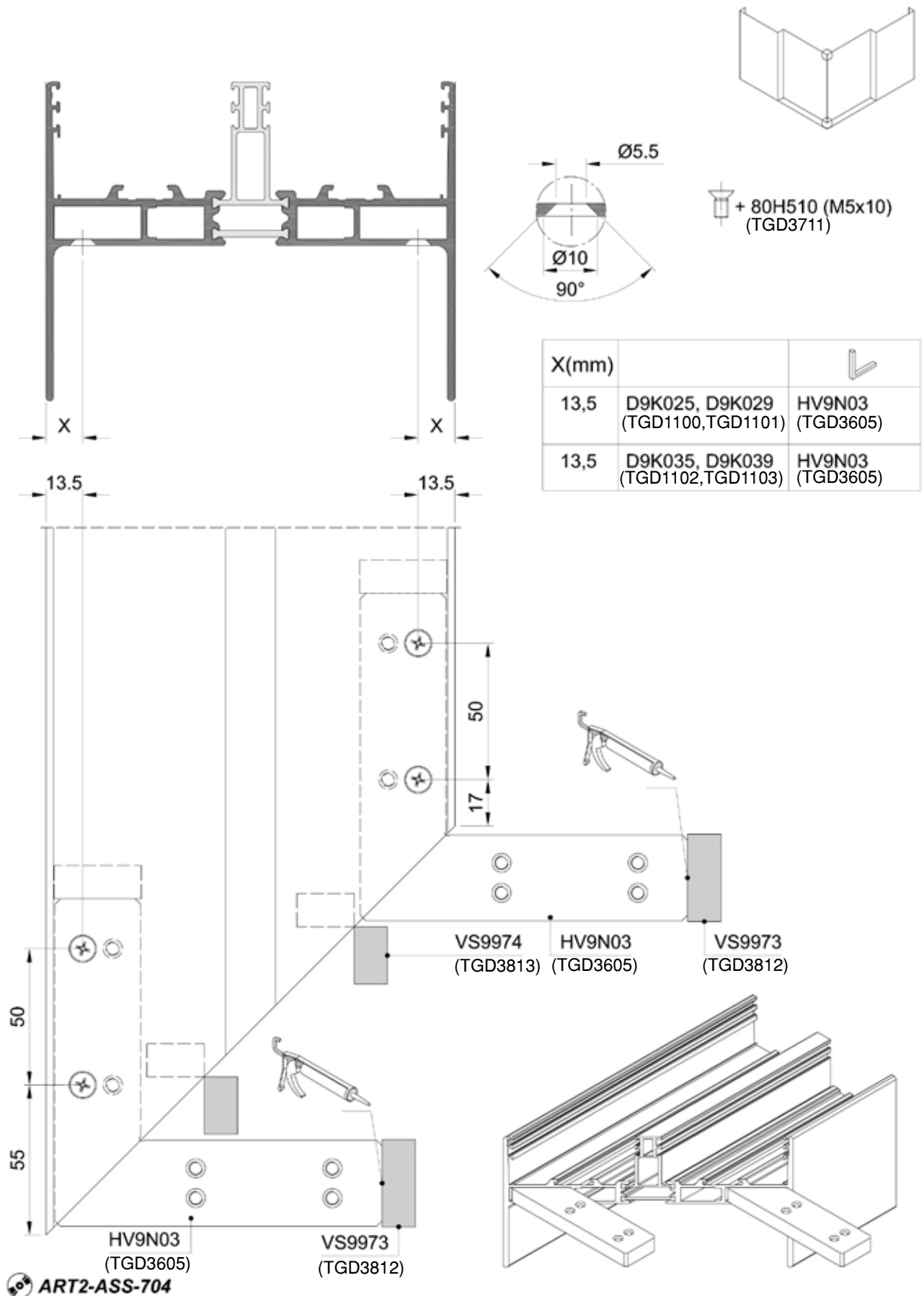
+ 80H510 (M5x10)  
(TGD3711)



POSIÇÃO DA DIVISÃO



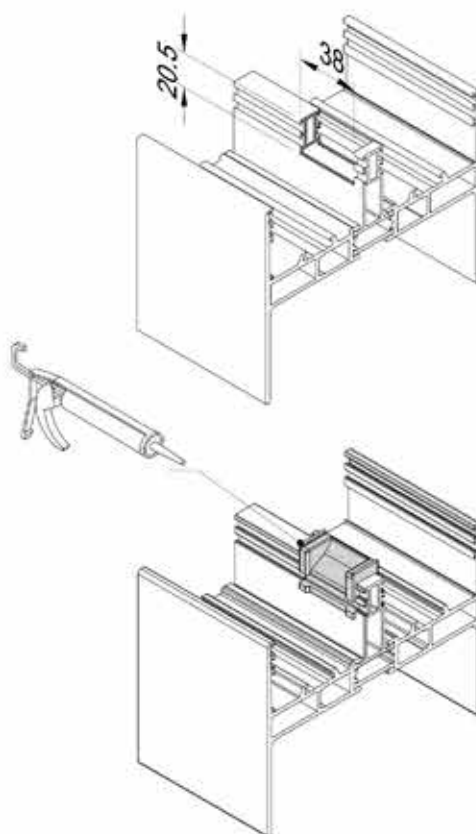
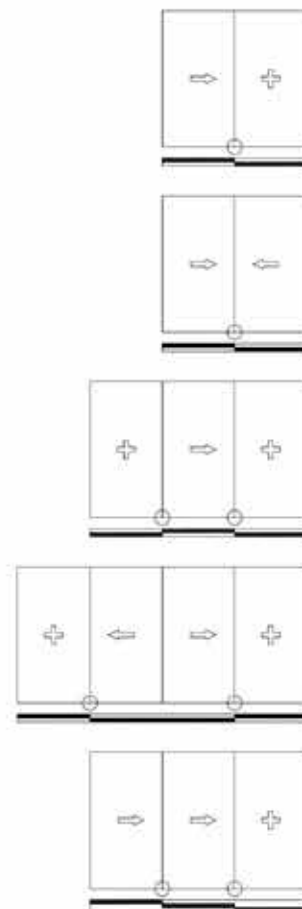
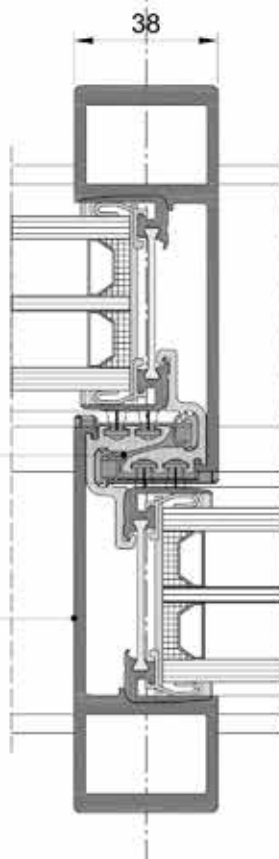
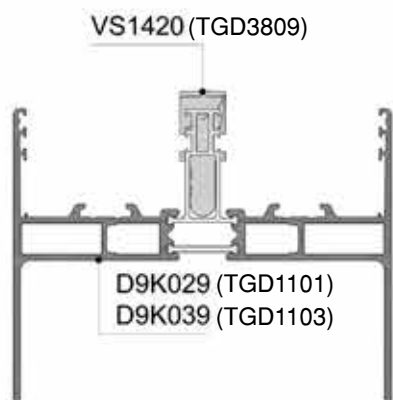
### MONTAGEM HV9N03: ESQUINA HORIZONTAL 90° (TGD3605)



# Hardware e desenhos de montagem

Peças de estanquidade da zona central

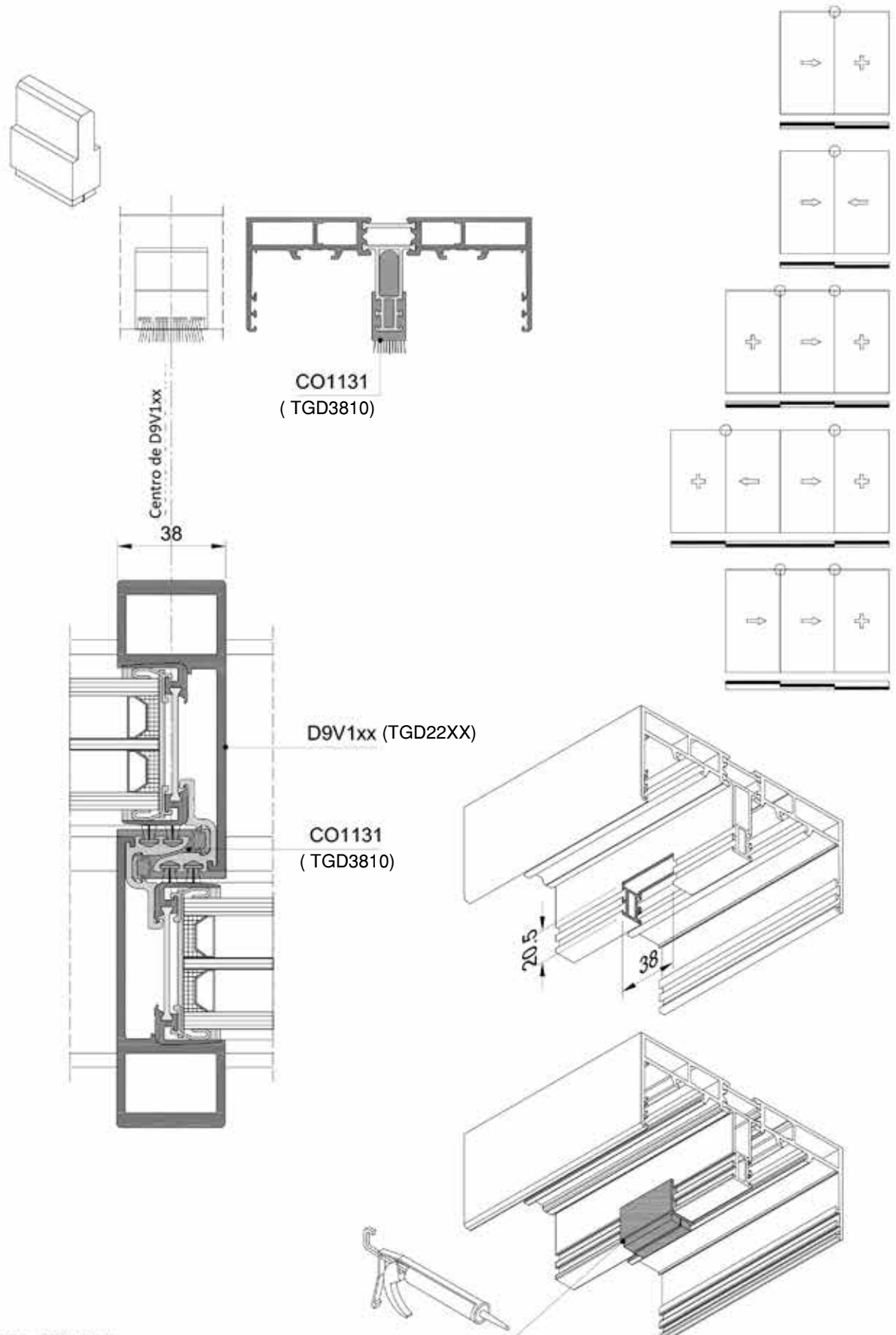
PEÇA DE SELAGEM CENTRAL VS1420 - FUNDO - 38 MM (TGD3809)



# Hardware e desenhos de montagem

Peças de estanquidade da zona central


## PEÇA DE SELAGEM CENTRAL CO1131 - TOPO (TGD3810)



# Hardware e desenhos de montagem

## Peças de estanquidade da zona central

### PEÇA DE ESTANQUIDADE

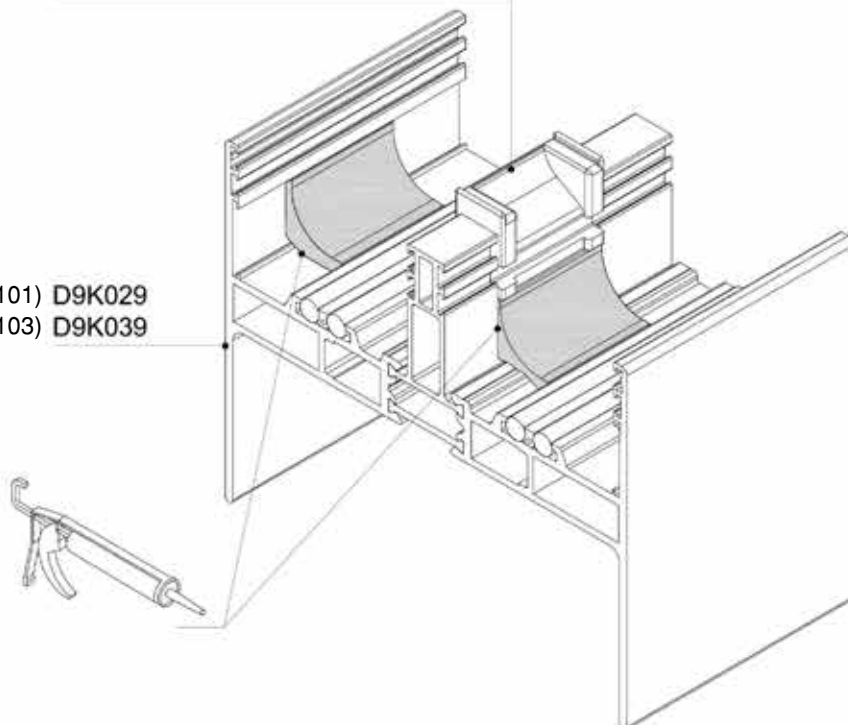
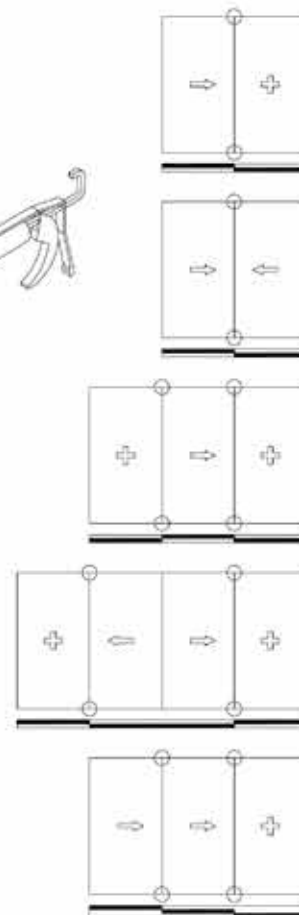
+  Montagem da prumada central

(TGD1100) D9K025  
(TGD1102) D9K035

CO1131(TGD3810)

VS1420 (TGD3809)

(TGD1101) D9K029  
(TGD1103) D9K039

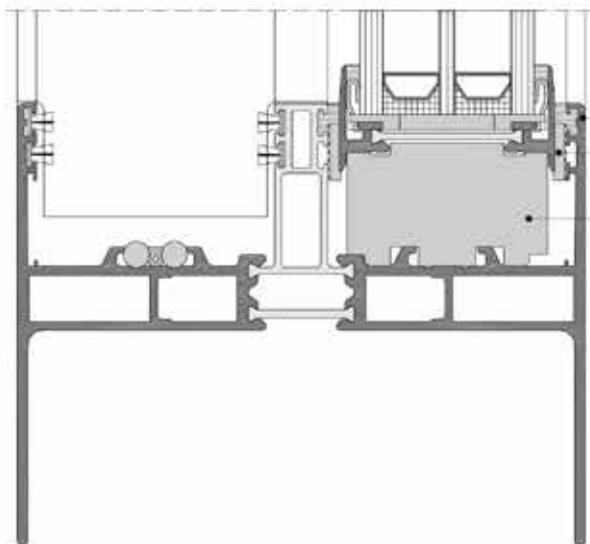
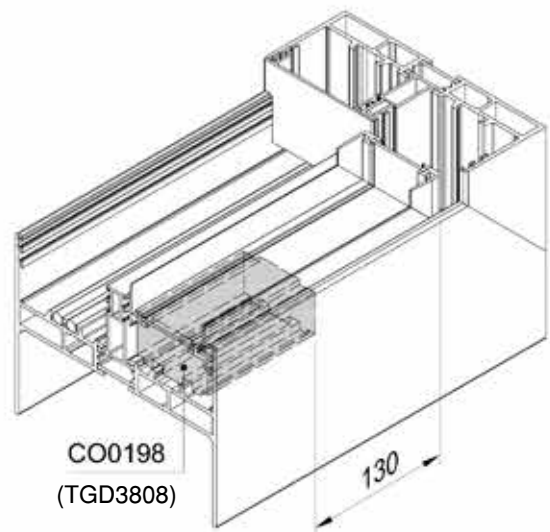

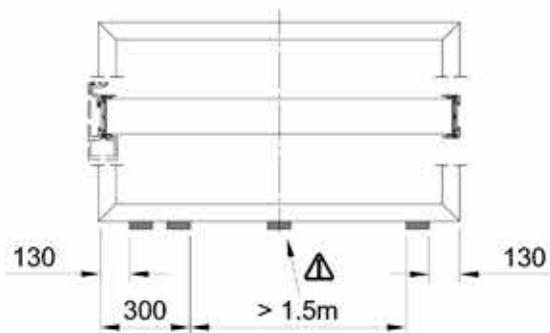





# Hardware e desenhos de montagem

## Instalação da folha

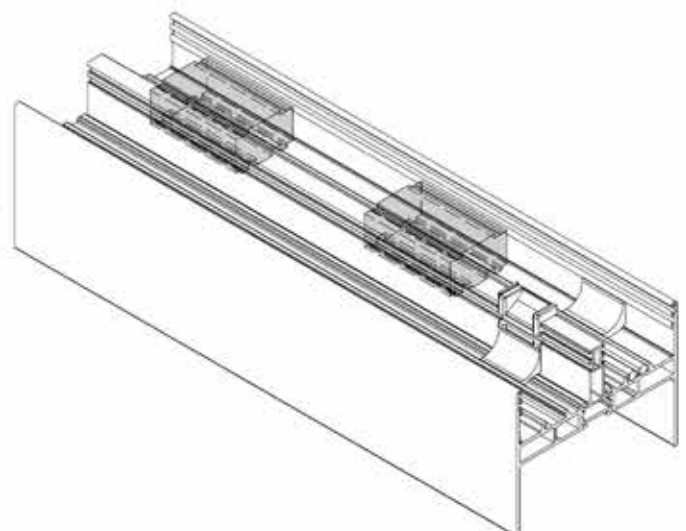
### INSTALAÇÃO DA FOLHA FIXA



D9K0xx (TGD11XX)

BT0007 (TGD5000)

CO0198 (TGD3808)

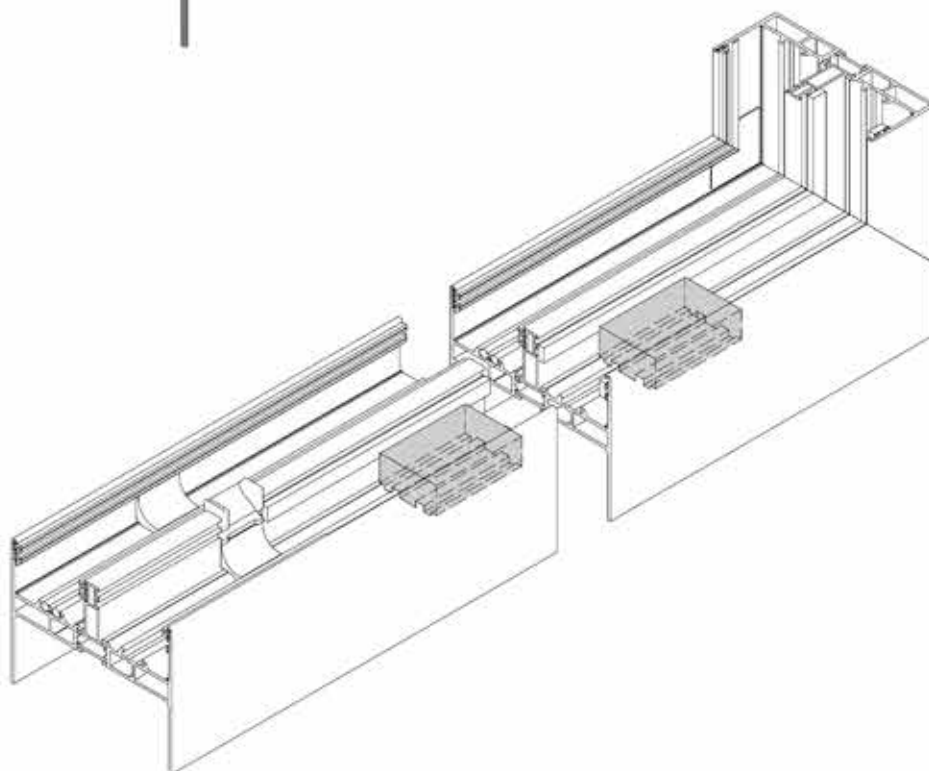
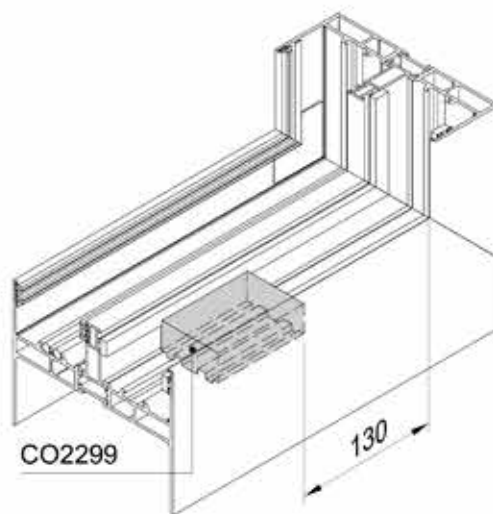
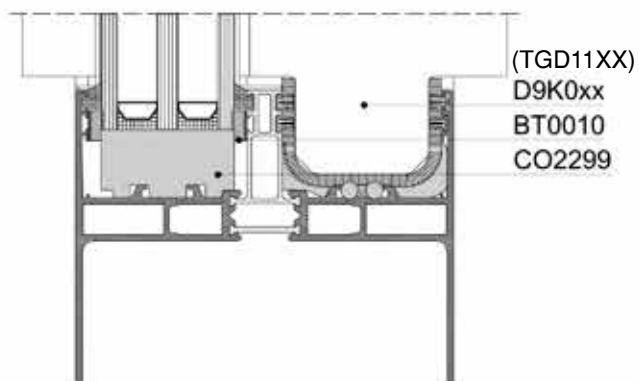


# Hardware e desenhos de montagem

Instalação da folha

## INSTALAÇÃO DA FOLHA FIXA - VIDRO SEM PERFIS

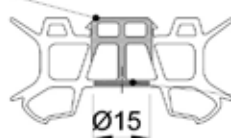
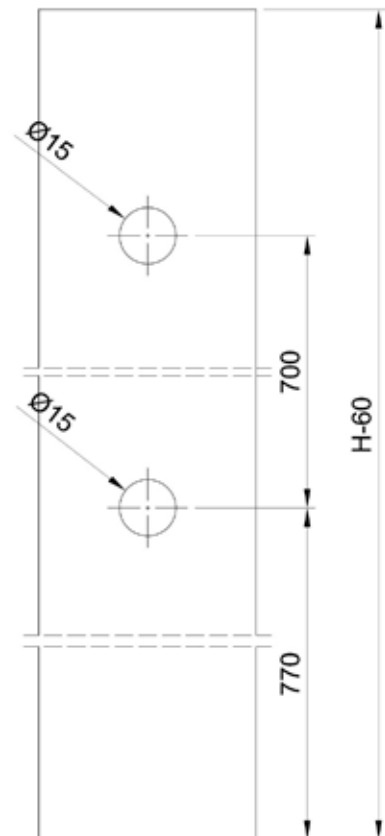
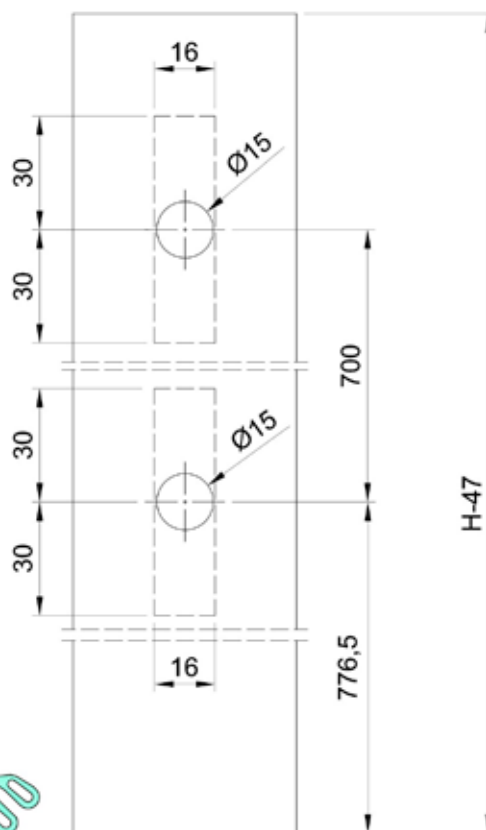
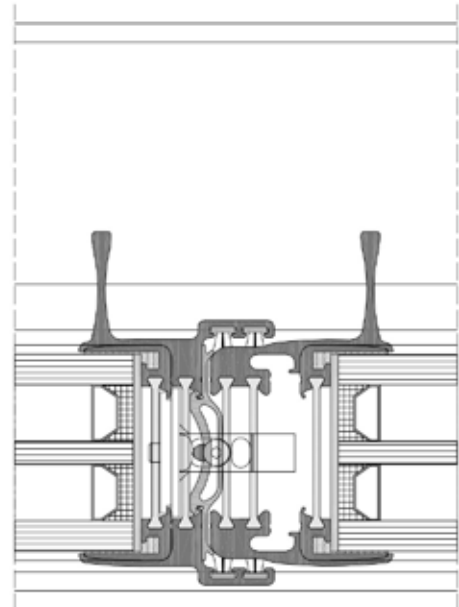
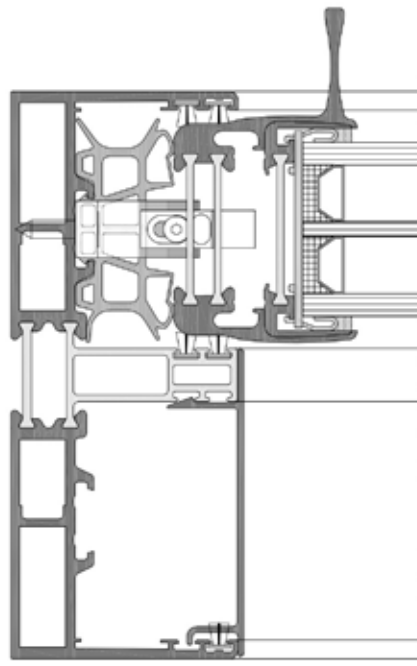
TECHNAL®




# Hardware e desenhos de montagem

## Instalação da folha

OPERAÇÃO NA JUNTA RU9152 / RU9153 (TGD5003 / TGD5004)



 **ART2-ASS-901**

Em combinação com D9C001. (TGD1210)

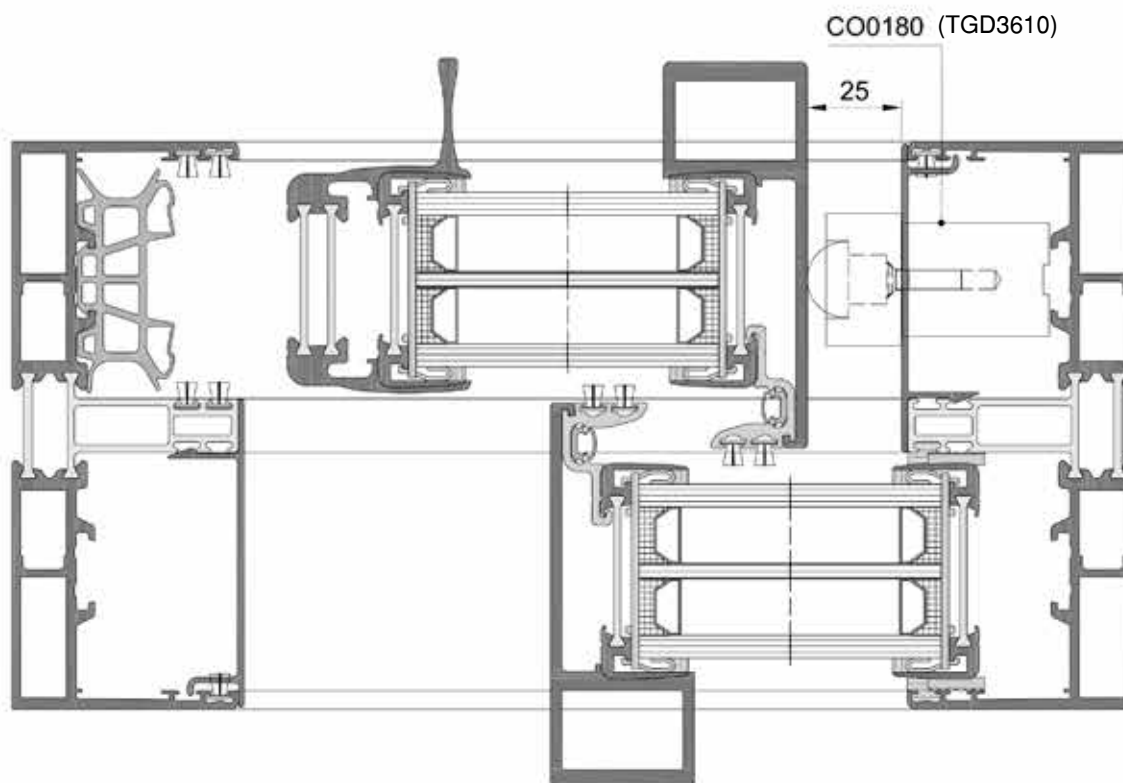
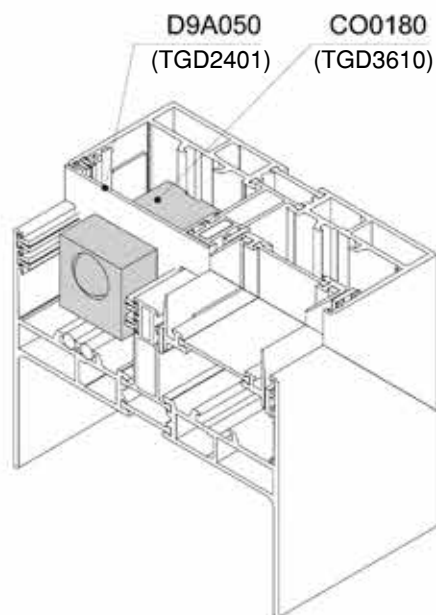
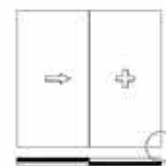
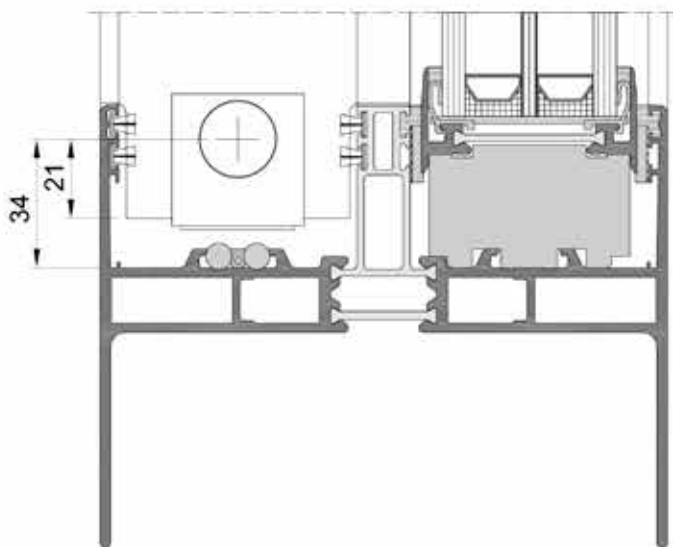
Todas as dimensões referem-se ao manípulo a 1150 mm do fundo da folha.

# Hardware e desenhos de montagem

Batentes

KIT DE BATENTE CO0180 EM MONORAIL (TGD3610)

TECHNAL®



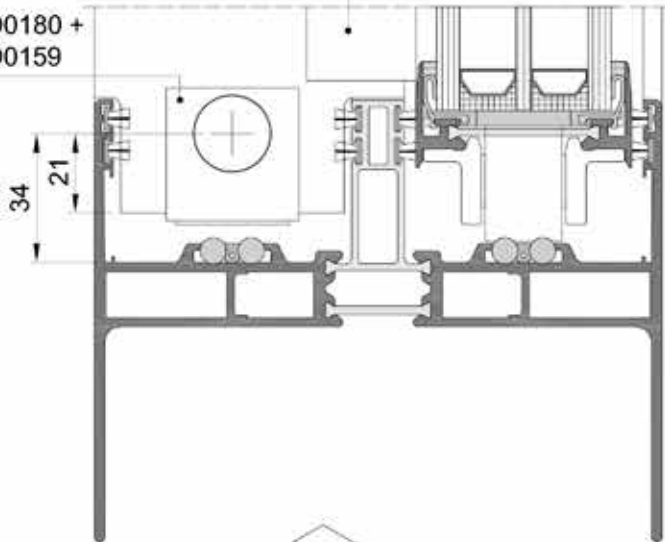
ART2-ASS-1000

### KIT DE BATENTE CO0180 E CO0159 EM 2 RAILS (TGD3610 & TGD3611)

D9V007 (TGD1202)

(TGD3610)  
(TGD3611)

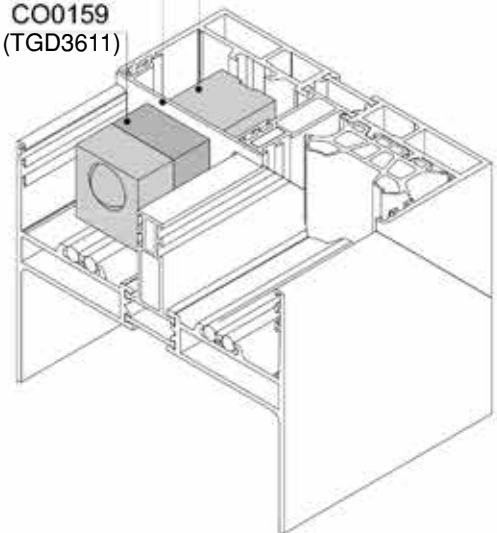
CO0180 +  
CO0159



CO0180 (TGD3610)

D9A050  
(TGD2401)

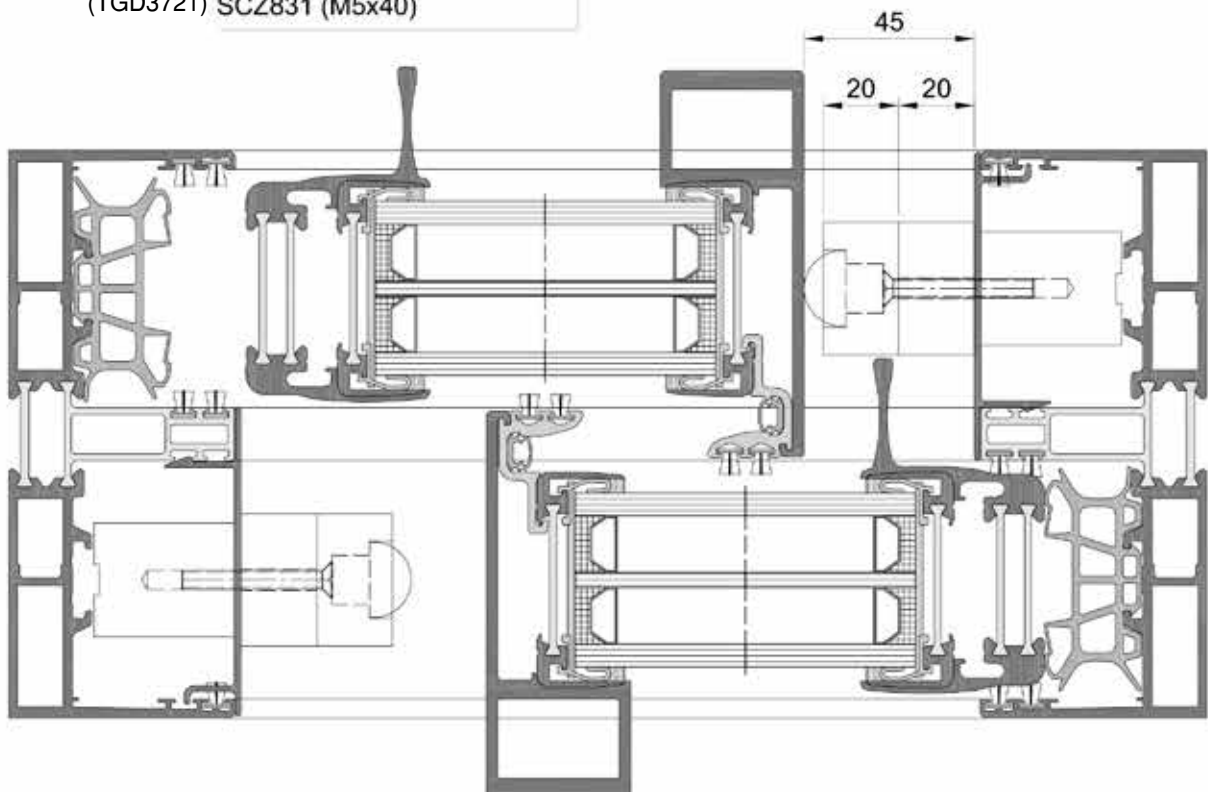
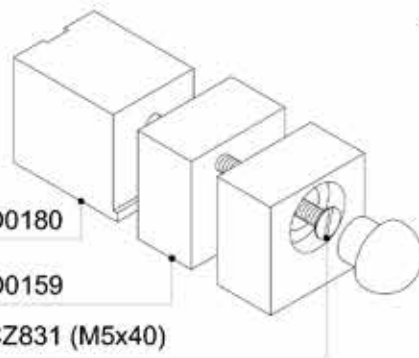
CO0159  
(TGD3611)



(TGD3610) CO0180

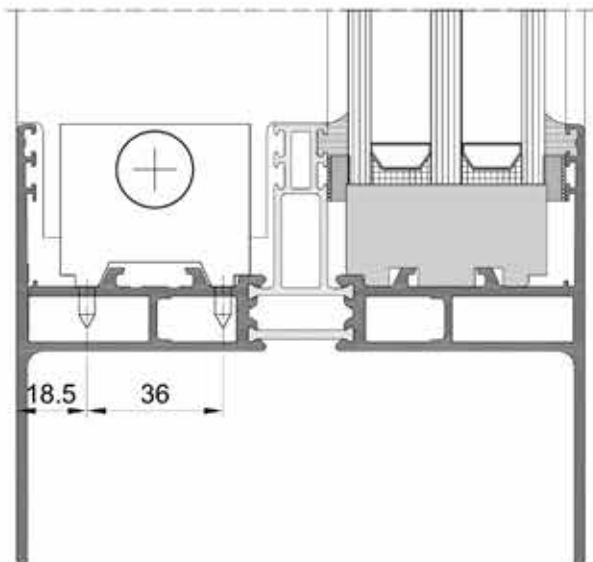
(TGD3611) CO0159

(TGD3721) SCZ831 (M5x40)



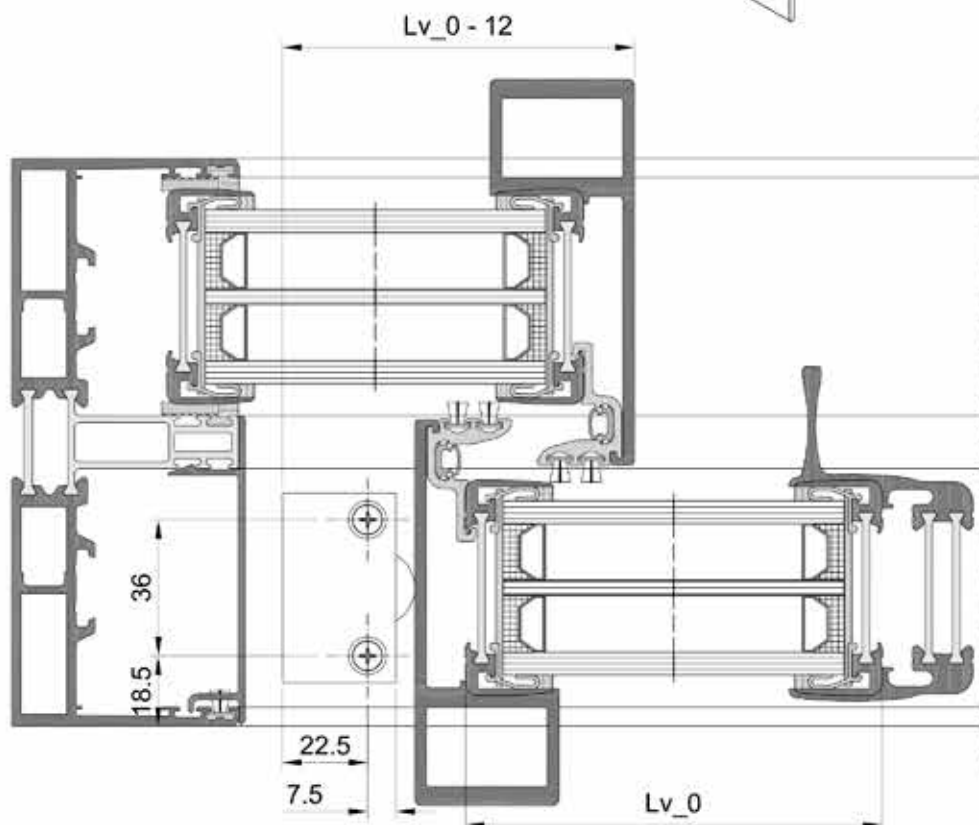
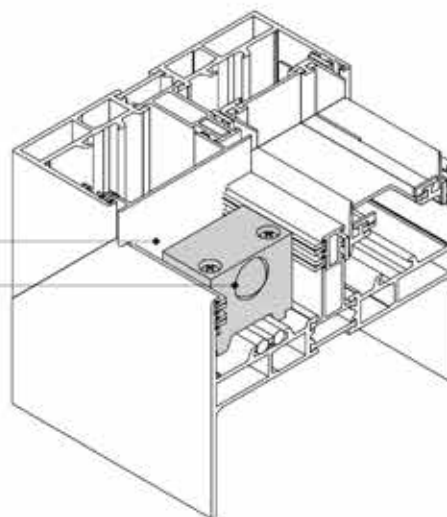
KIT DE BATENTE CO0201 4 FOLHAS

(TGD3612)

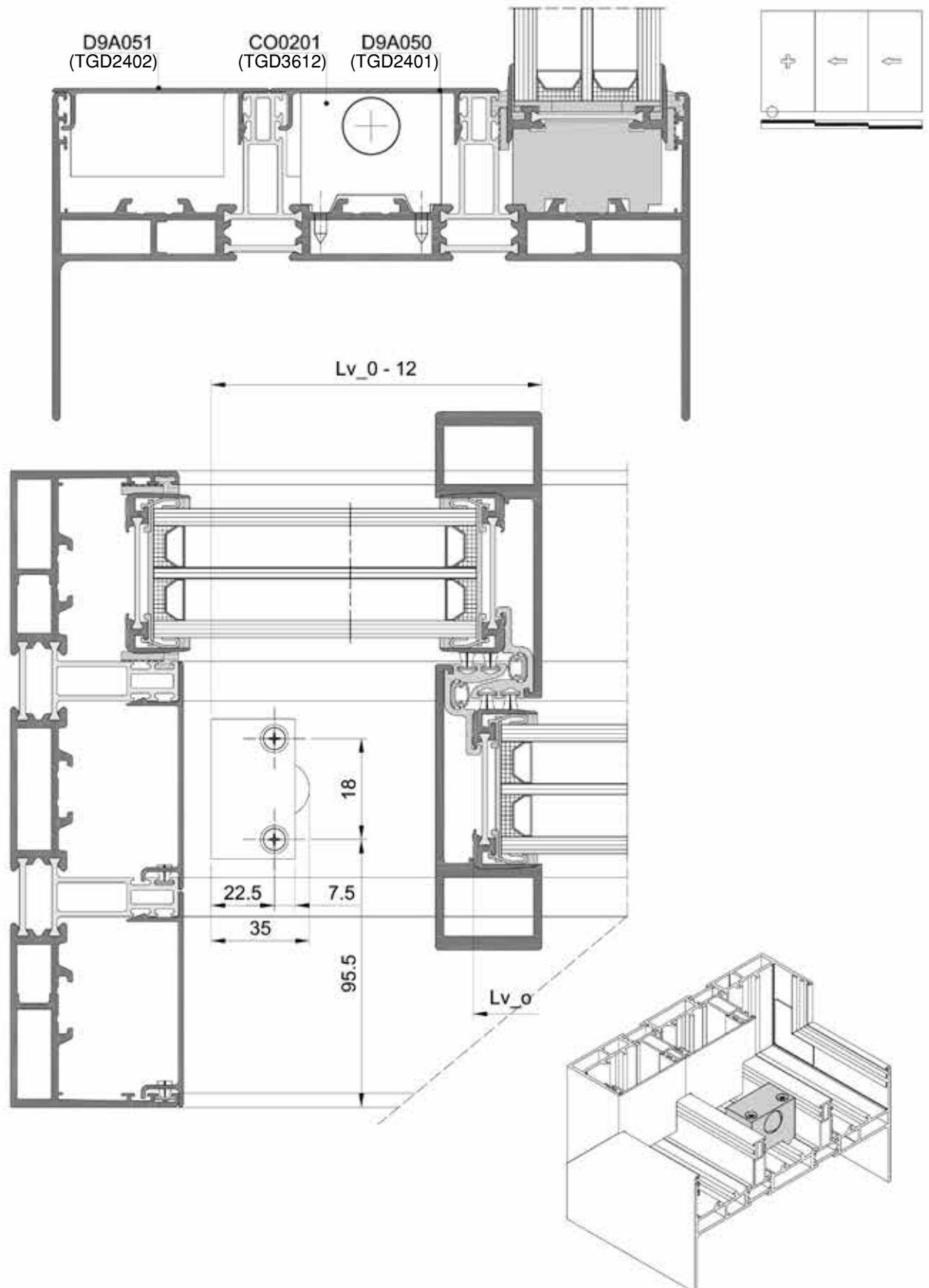


(TGD2401) D9A050

(TGD3612) CO0201



### KIT DE BATENTE CO0201 EM 3 RAILS (TGD3612)



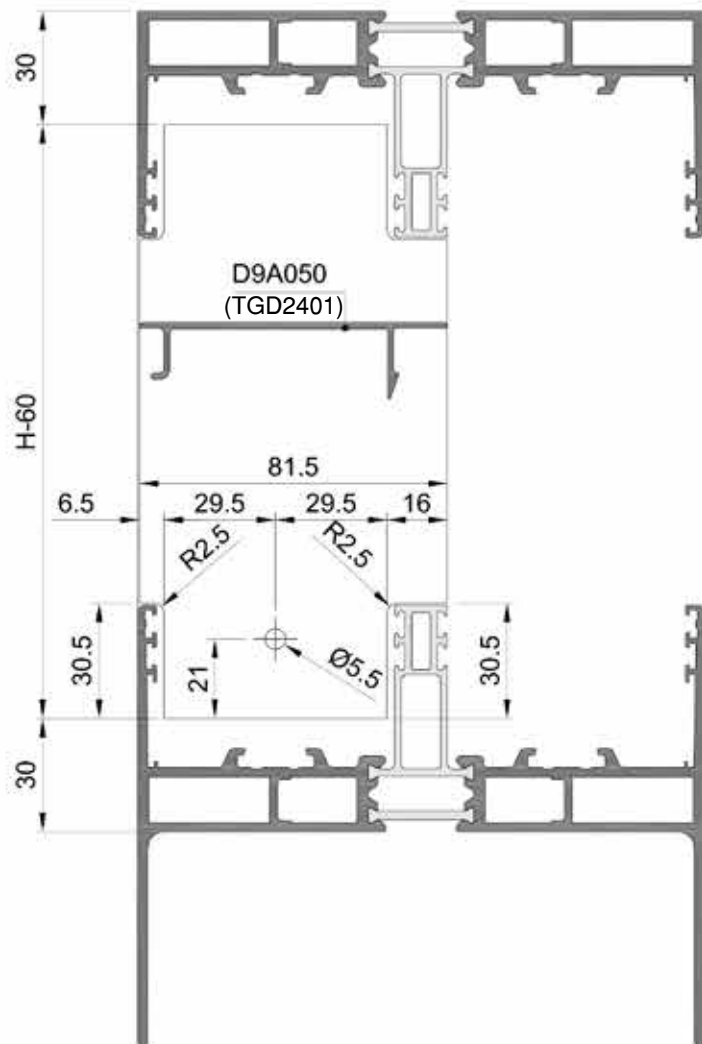
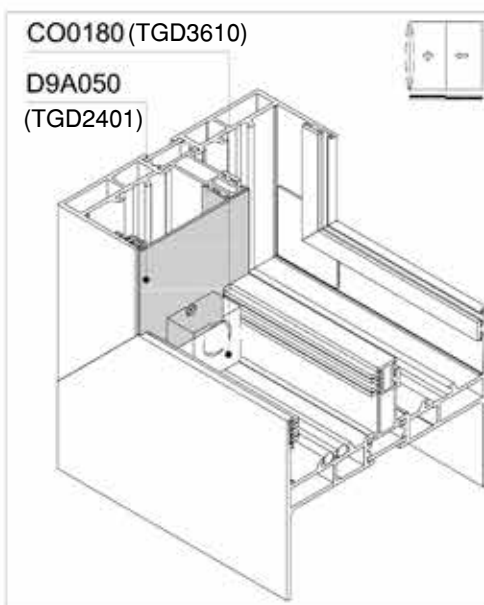
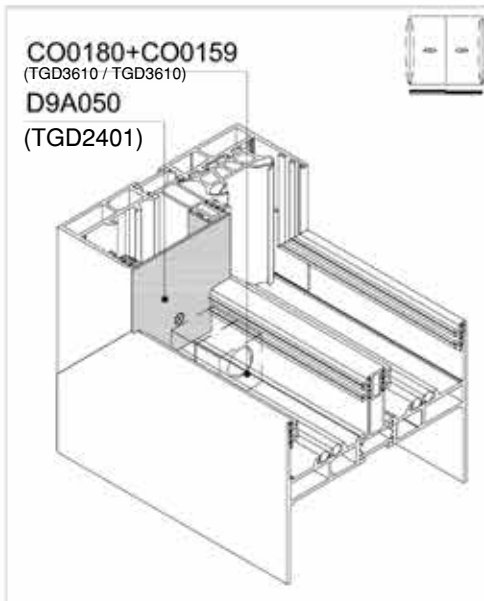
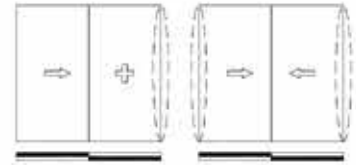
# Hardware e desenhos de montagem

## Batentes

### OPERAÇÃO EM D9A050 PARA BATENTE CO0180 / CO0180 E CO0159

(TGD2401)

(TGD3610 / TGD3610 &amp; TGD3611)

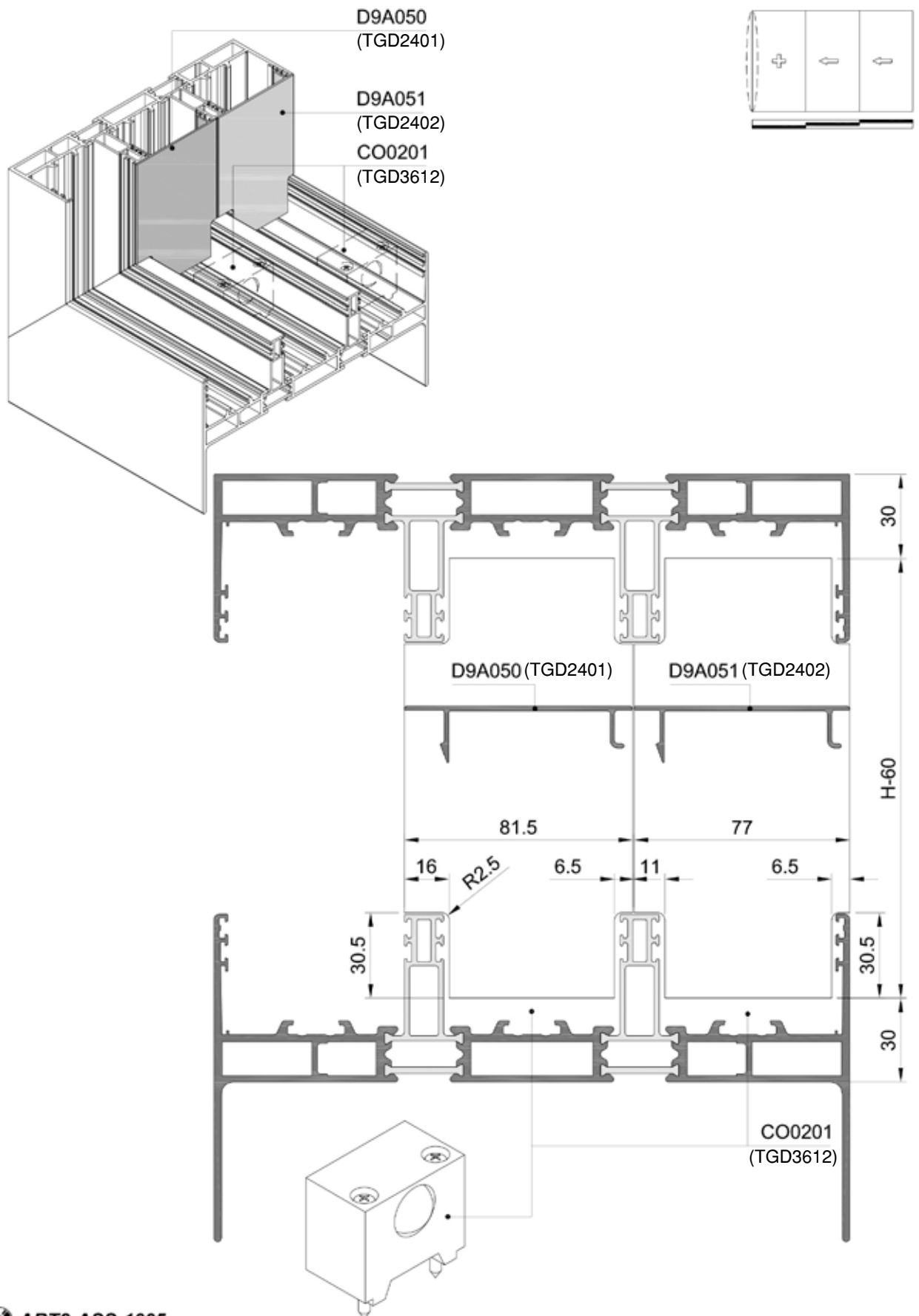




# Hardware e desenhos de montagem

## Batentes

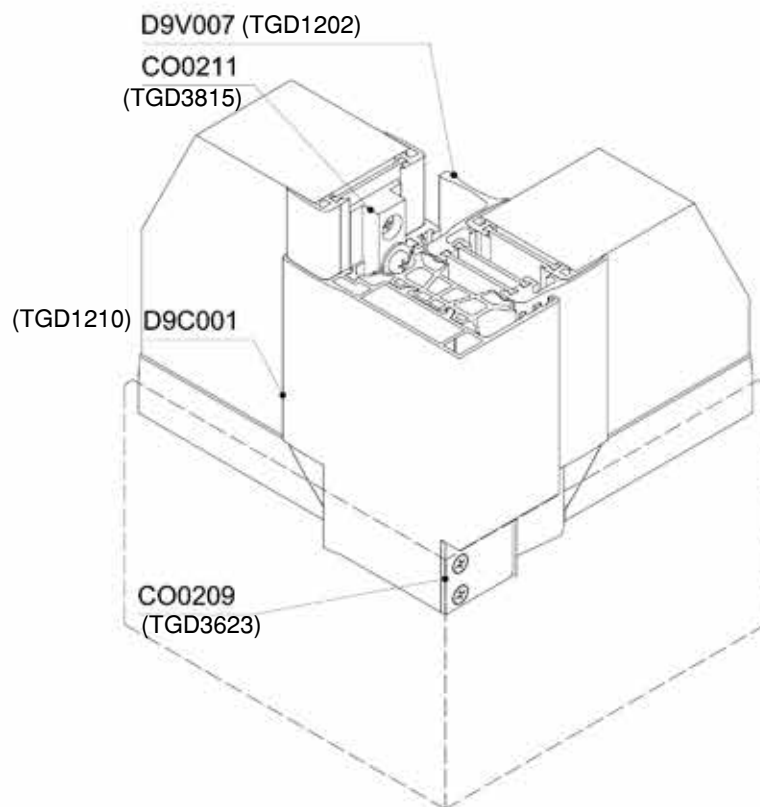
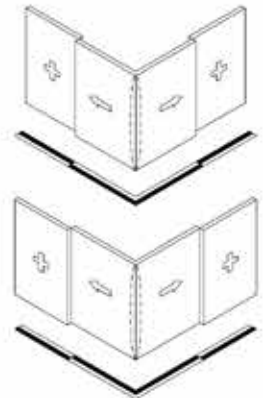
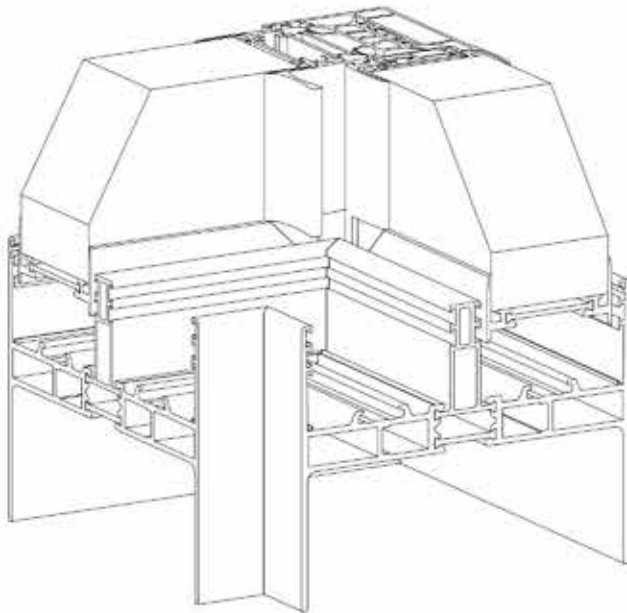
OPERAÇÃO EM D9A020 PARA BATENTE CO0201 (TGD3612)(TGD2401)



ART2-ASS-1005

**Hardware e desenhos de montagem**

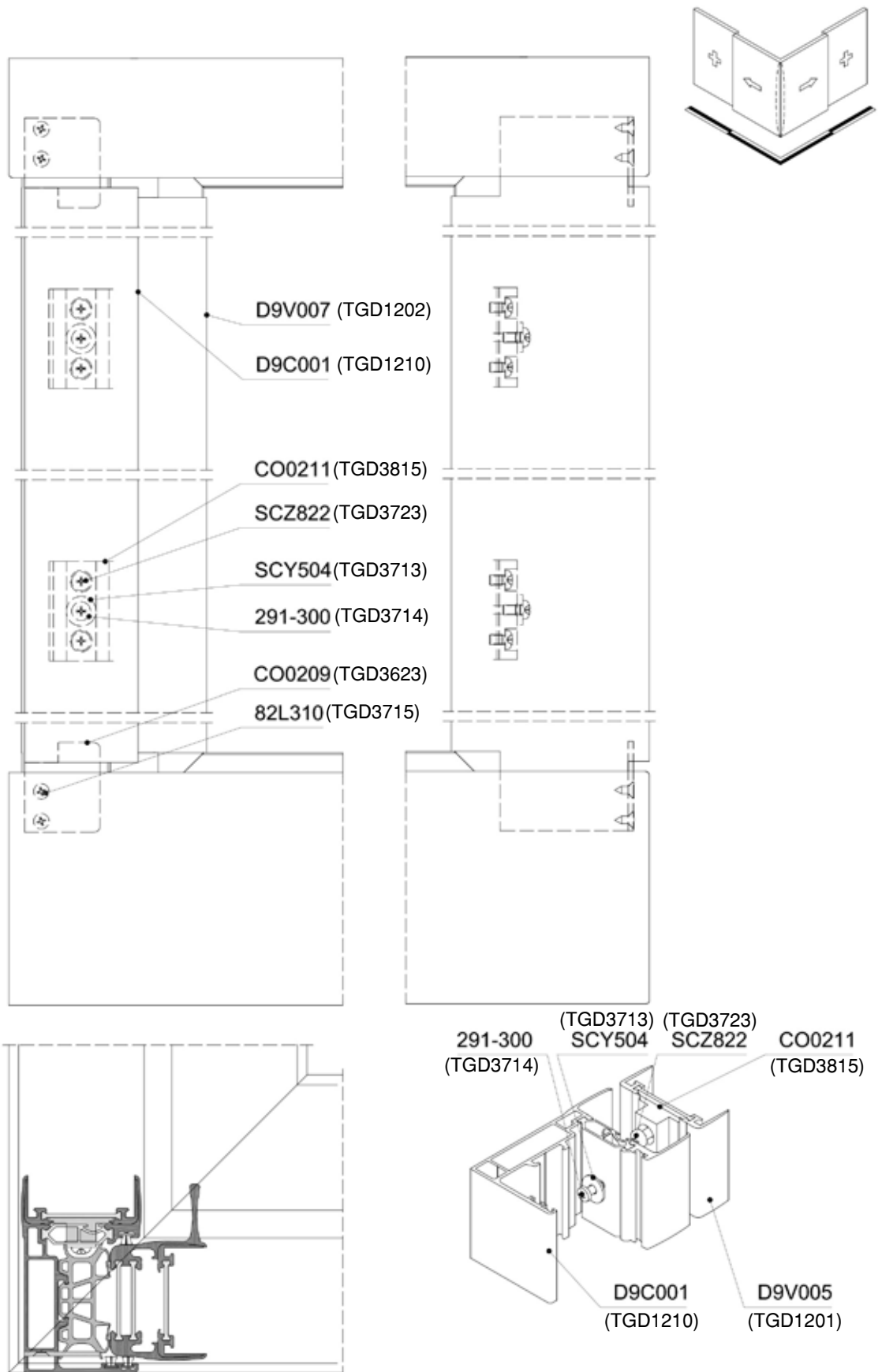
Perfil de canto

**VISTA GERAL DA SOLUÇÃO DE ESQUINA 90°**

# Hardware e desenhos de montagem

Perfil de canto

## PERFIL DE ESQUINA: MONTAGEM DE D9V005 (TGD1201)

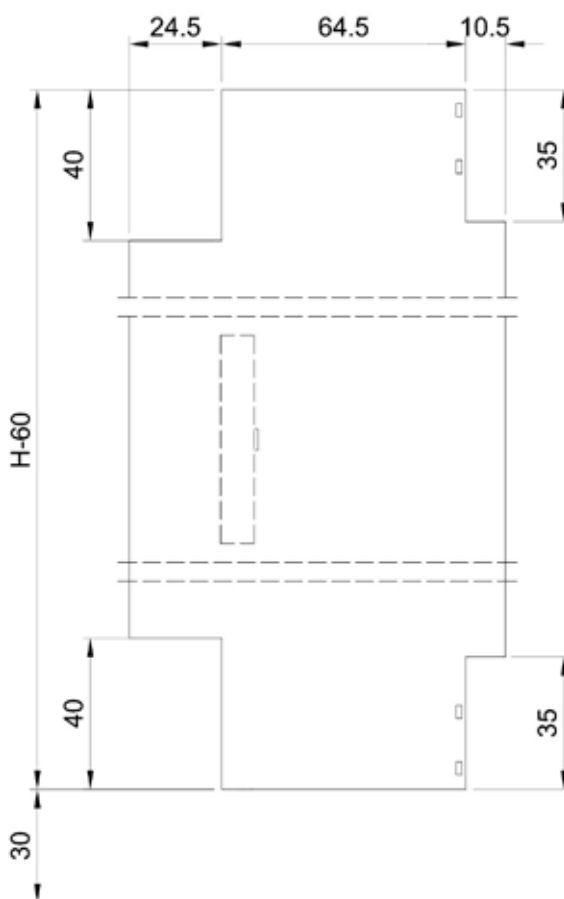
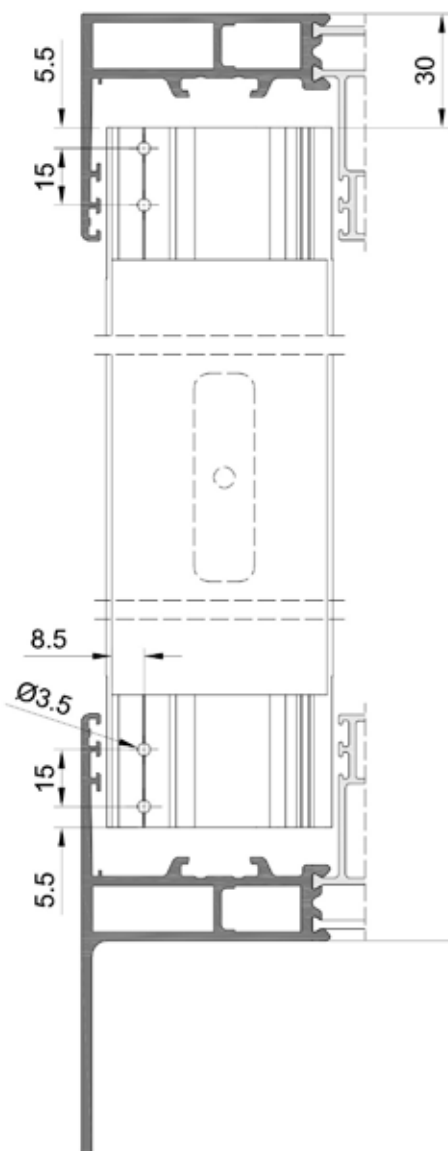
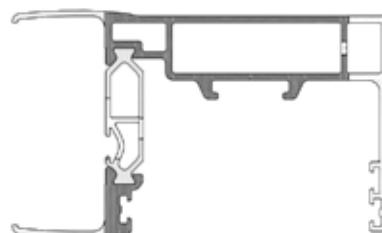
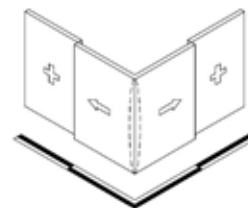
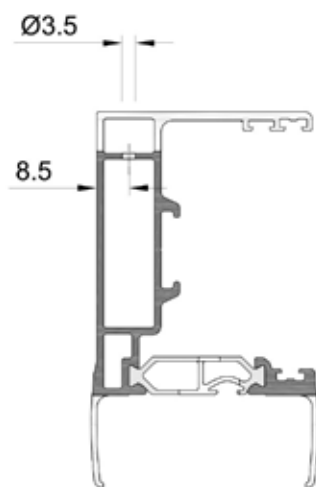



ART2-ASS-1102

# Hardware e desenhos de montagem

Perfil de canto

PERFIL DE ESQUINA: OPERAÇÃO EM D9C001 (TGD1210)

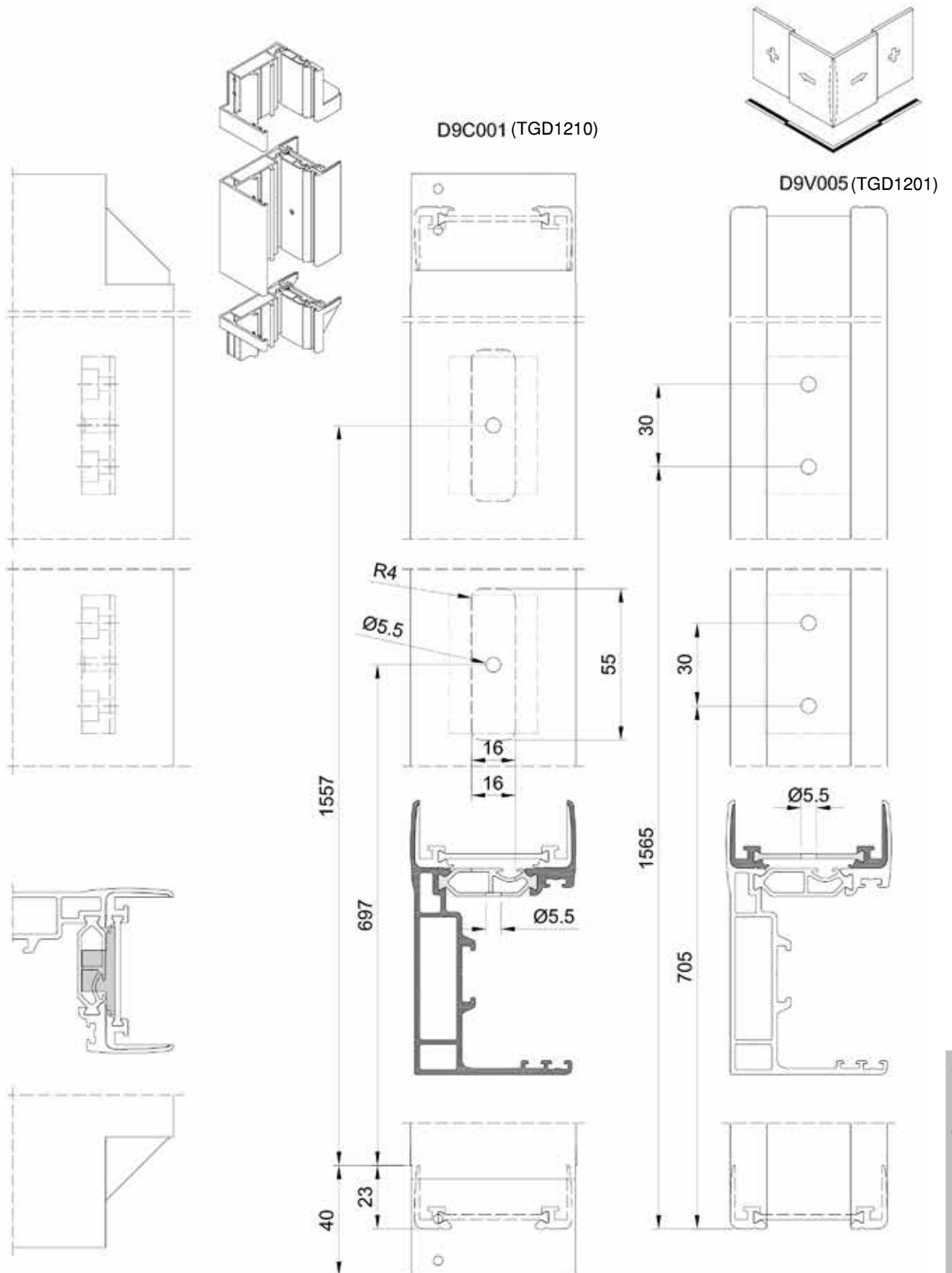


 ART2-ASS-1103

# Hardware e desenhos de montagem

Perfil de canto

POSIÇÃO CO0211, OPERAÇÃO D9C001 E D9V005 (TGD3815) (TGD1210) (TGD1201)

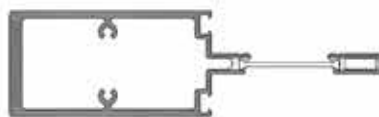
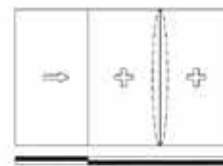


ART2-ASS-1104

# Hardware e desenhos de montagem

## Travessa

OPERAÇÃO EM D9T001/D8C005/D8A013



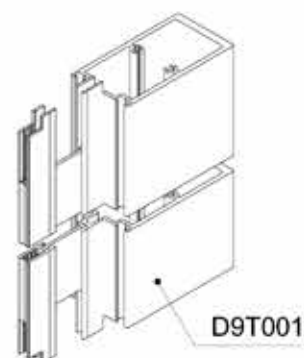
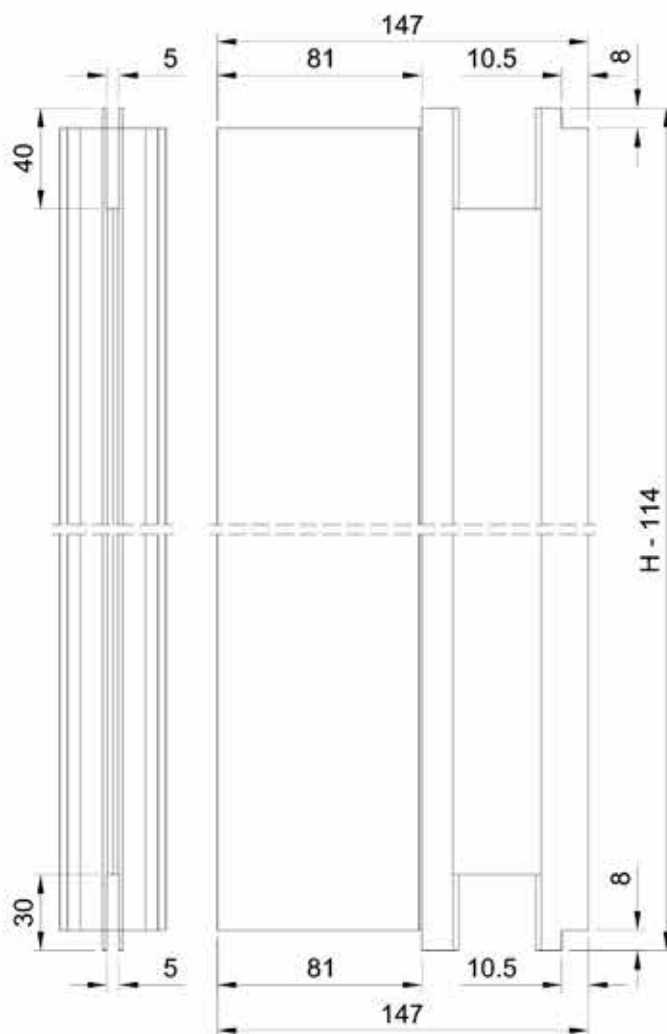
D9T001



D8C005

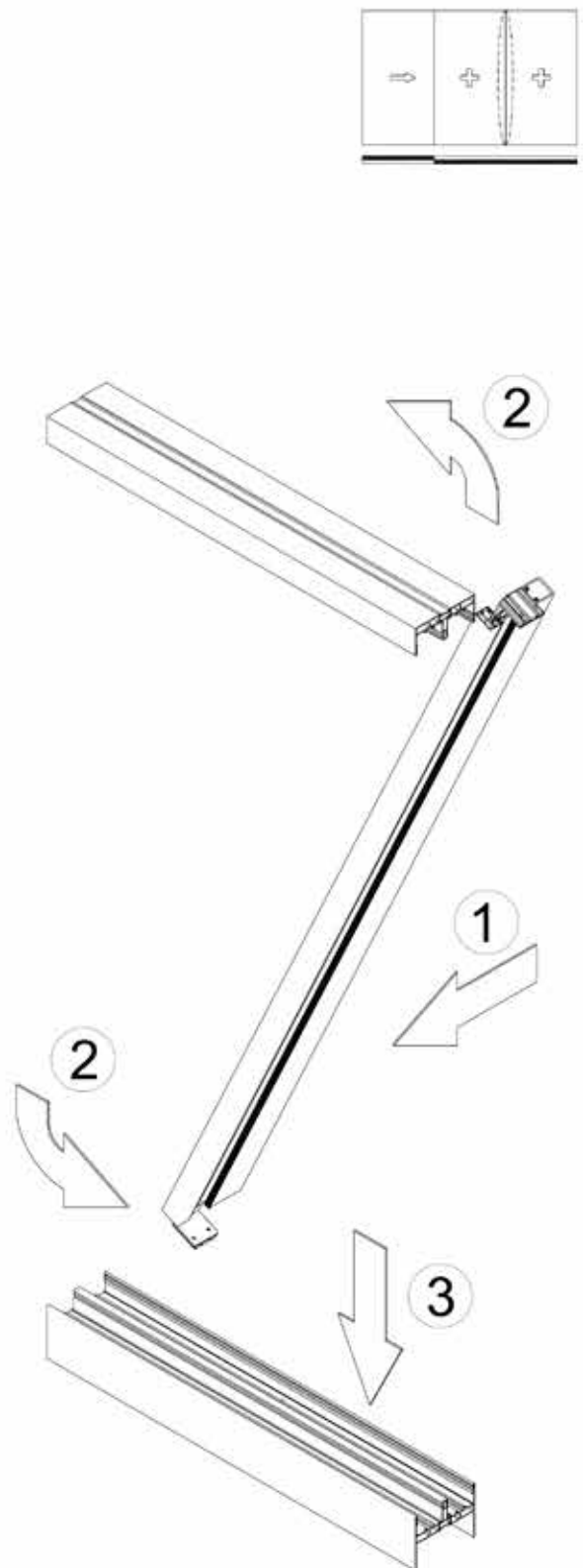
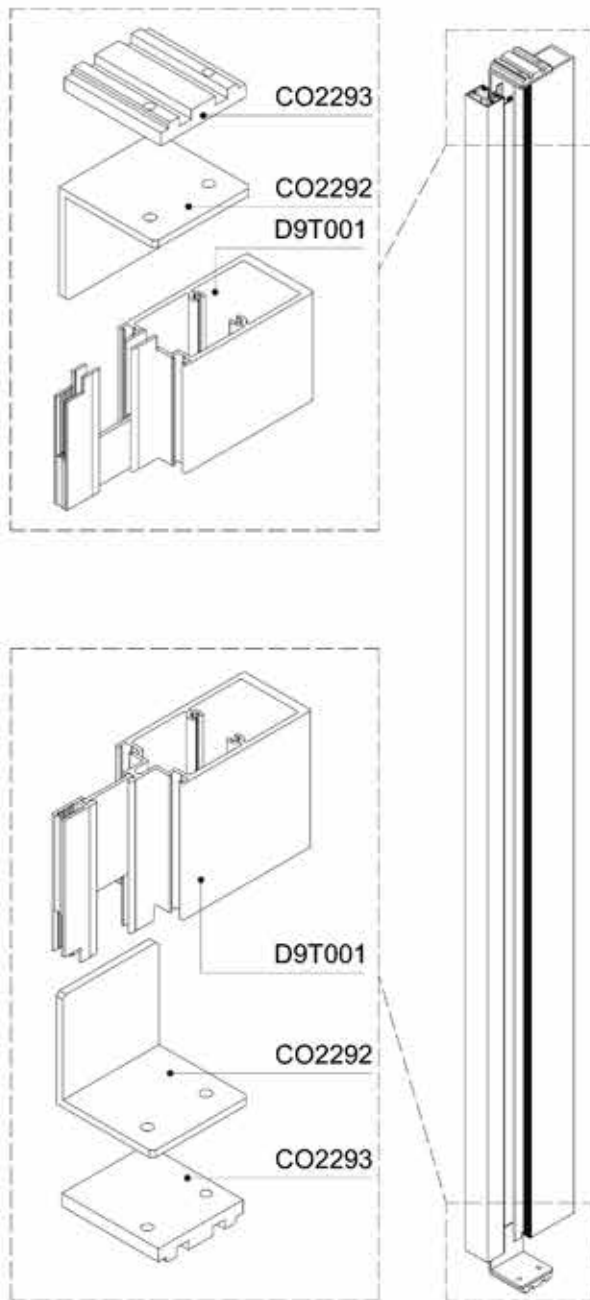


D8A013



D9T001

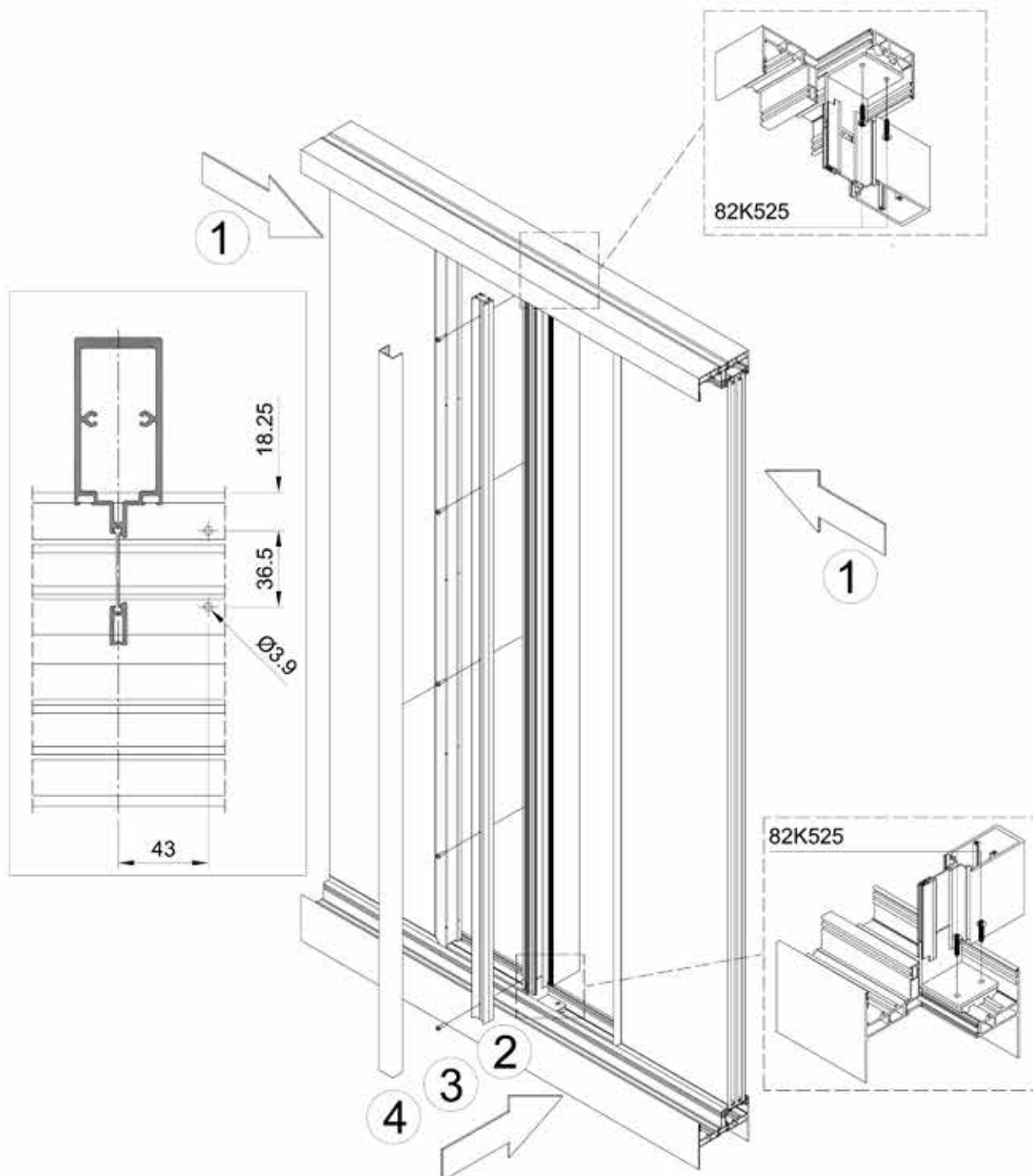
### MONTAGEM DE D9T001 - PARTE 1



# Hardware e desenhos de montagem

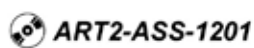
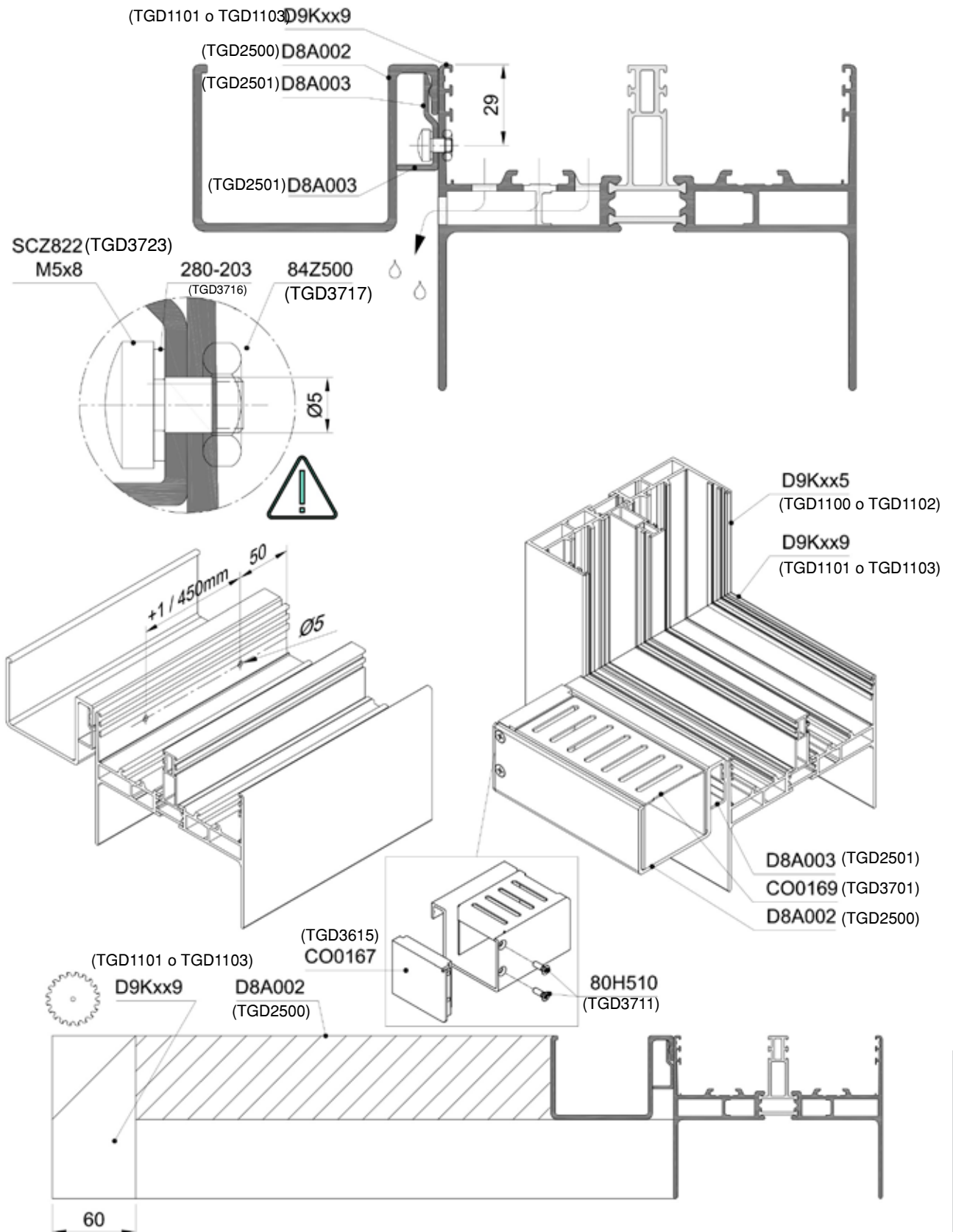
Travessa

## MONTAGEM DE D9T001 - PARTE 2

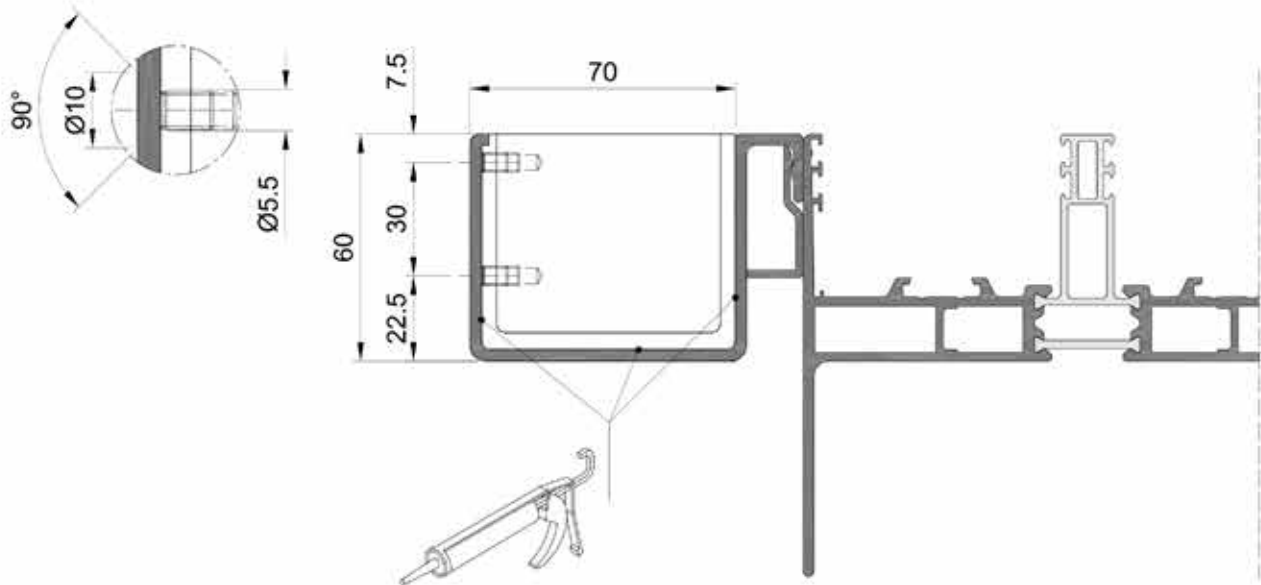




### MONTAGEM D8A002 E D8A003 NO ARO (TGD2500)(TGD2501)



O parafuso não pode sobressair.

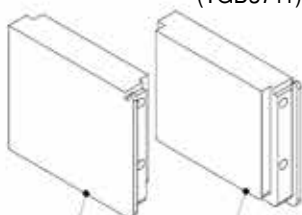
**UTILIZAÇÃO DE CO0167 / CO0168 (TGD3615 / TGD3616)**

(TGD1100) D9K025  
(TGD1102) D9K035

CO0167  
(TGD3615)

(TGD3701)  
CO0169

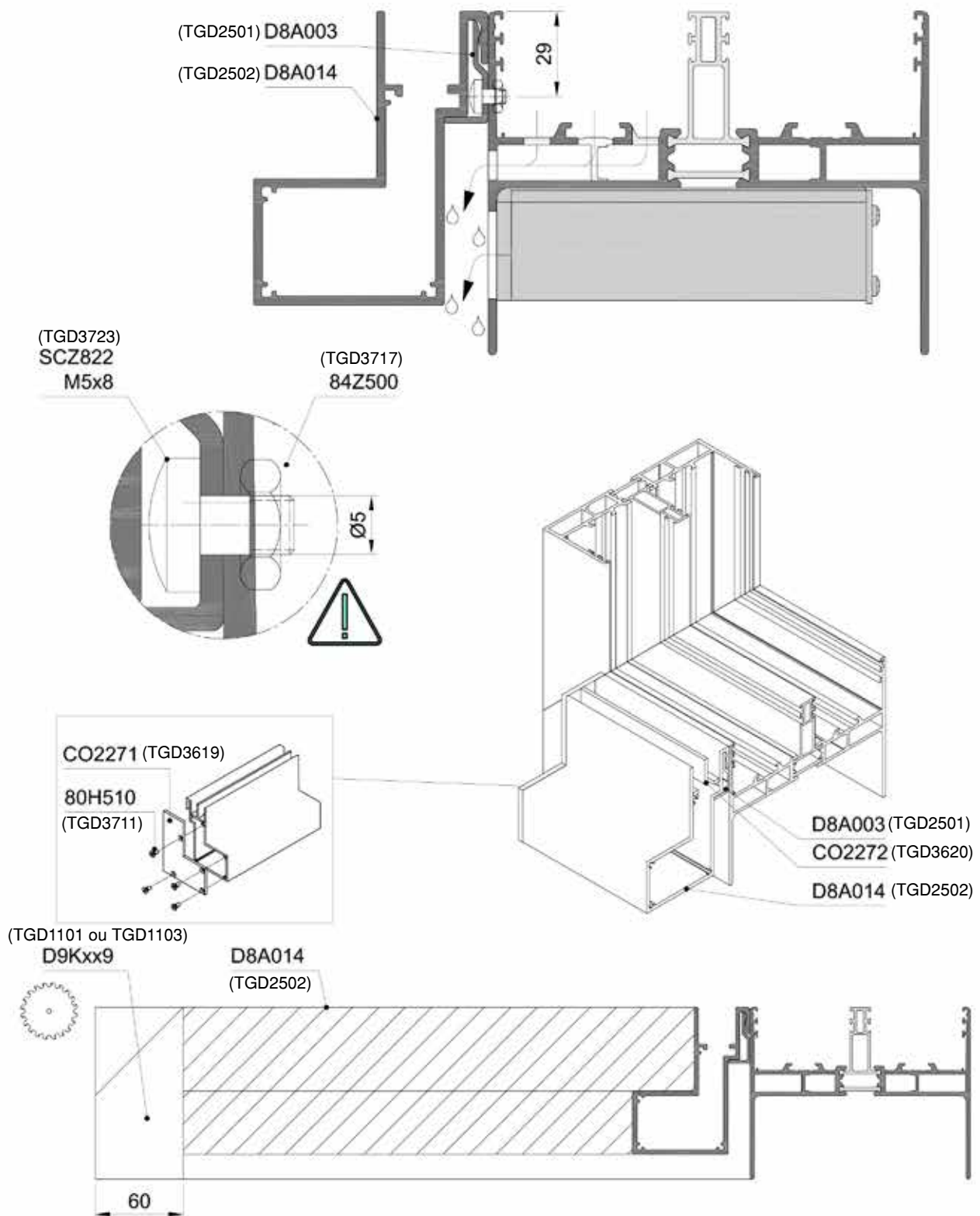
80H510  
M5x10  
(TGD3711)



CO0167  
(TGD3615)

CO0168  
(TGD3616)

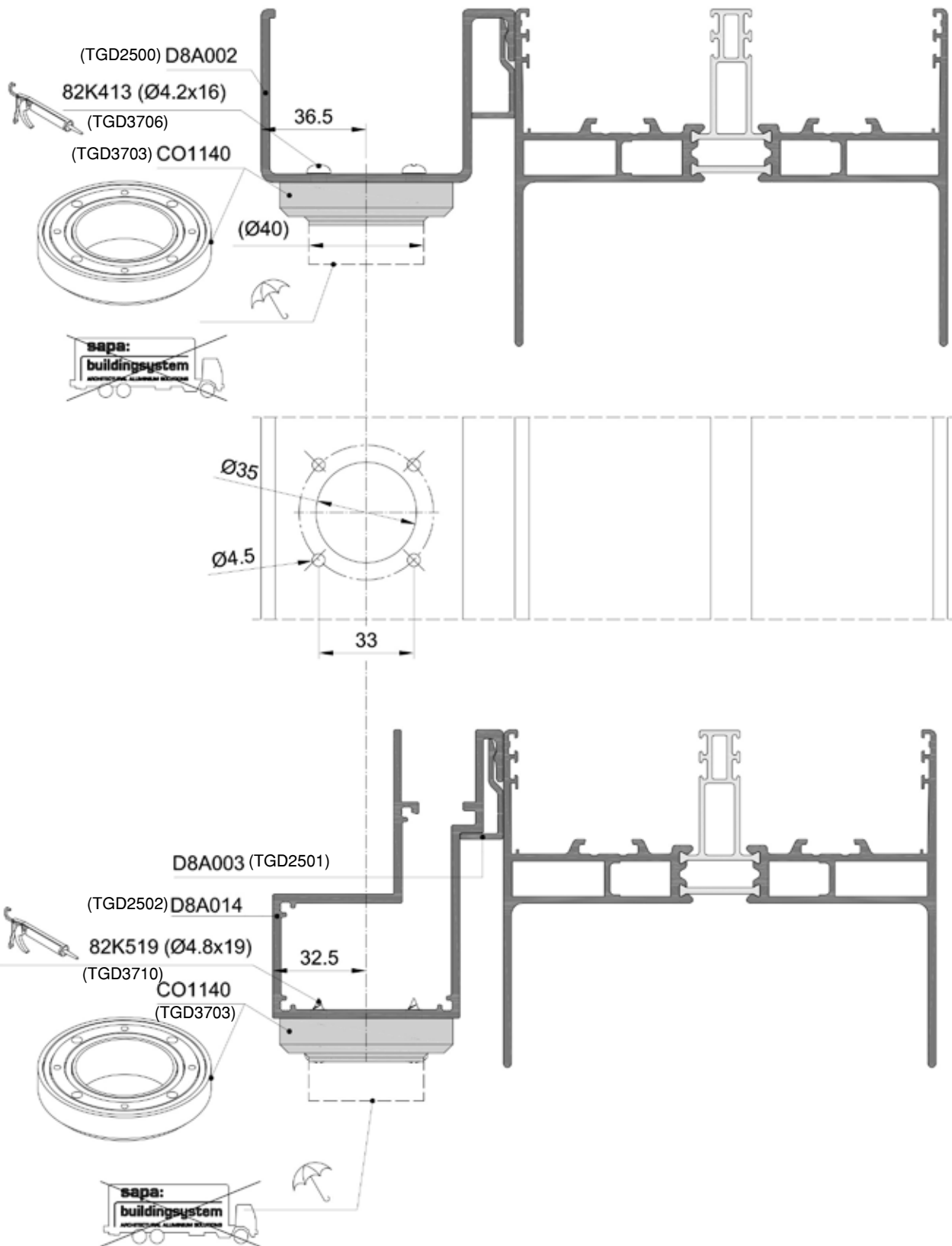
### MONTAGEM D8A014 E D8A003 NO ARO (TGD2502)(TGD2501)





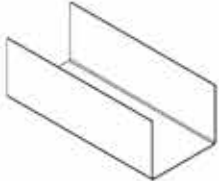
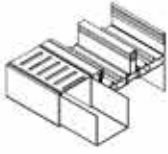

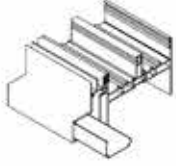
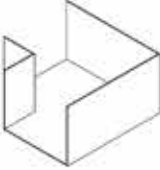
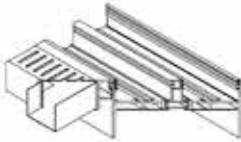
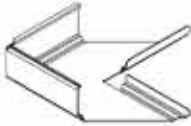
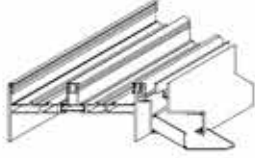

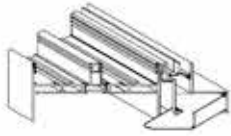

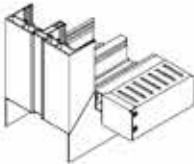

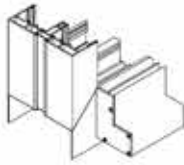


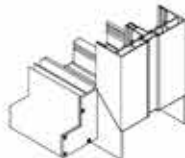
**ART2-ASS-1202**

O parafuso não pode sobressair.

## DRENAGEM DOS PERFIS DE CALEIRAS



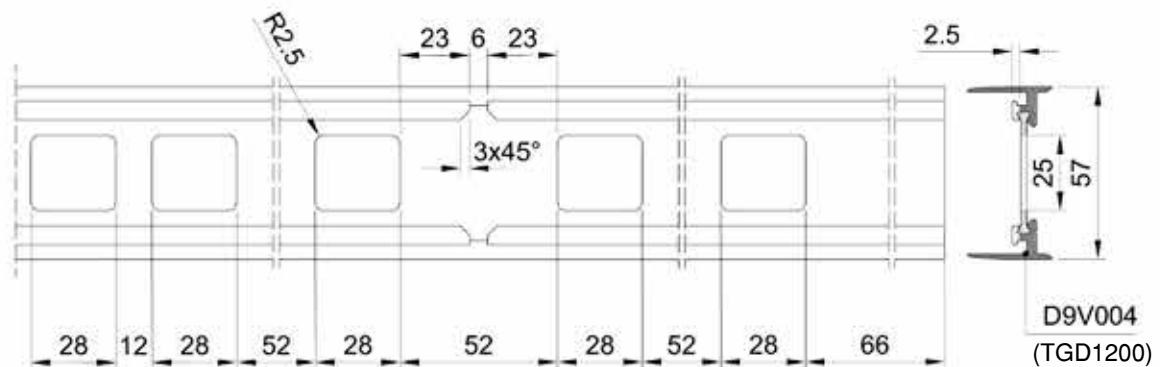
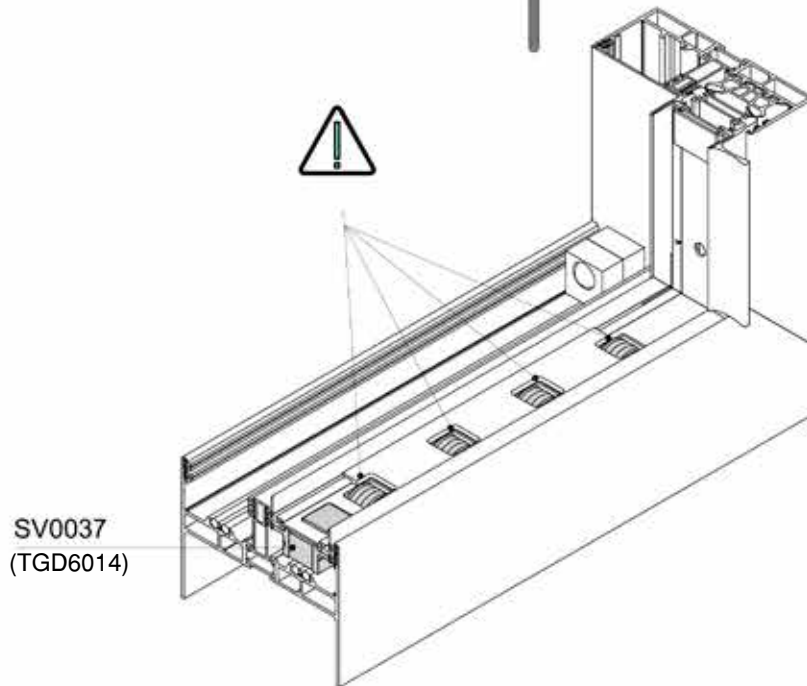
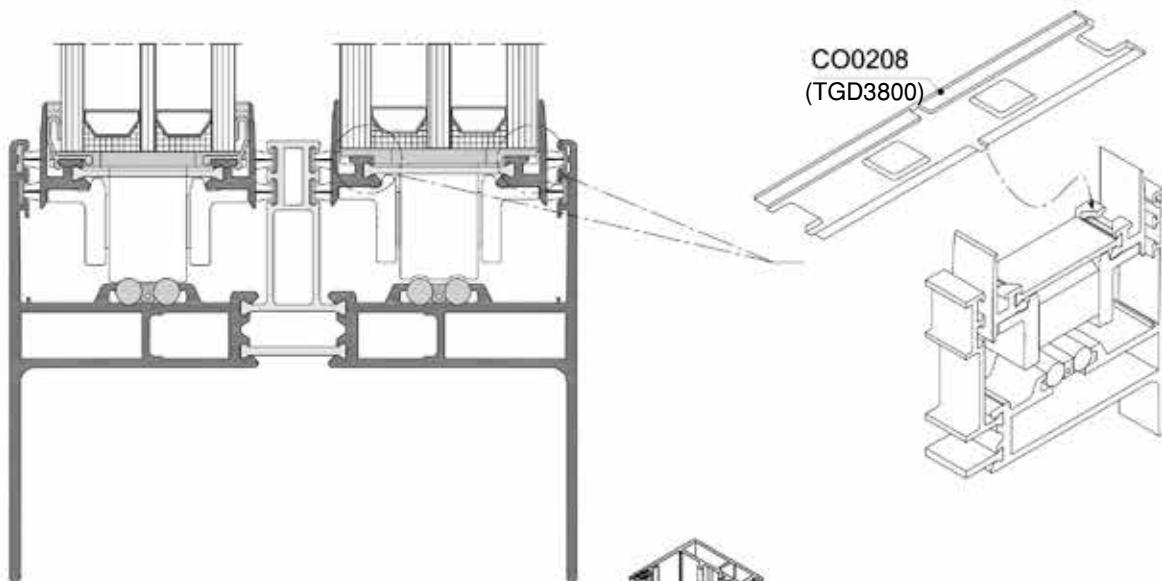
### VISÃO GERAL DE CONEXÕES DE CALEIRAS


 <p>D8A002 (TGD2500)</p>		 <p>D8A014 (TGD2502)</p>	
 <p>CO1144 (TGD3617)</p>		 <p>CO2273 (TGD3621)</p>	
 <p>CO0157 (TGD3618)</p>		 <p>CO2274 (TGD3622)</p>	
			
 <p>CO0167 (TGD3615)</p>		 <p>CO2271 (TGD3619)</p>	
 <p>CO0168 (TGD3616)</p>			

# Hardware e desenhos de montagem

## Montagem de hardware

### CORTE DE ROLETES



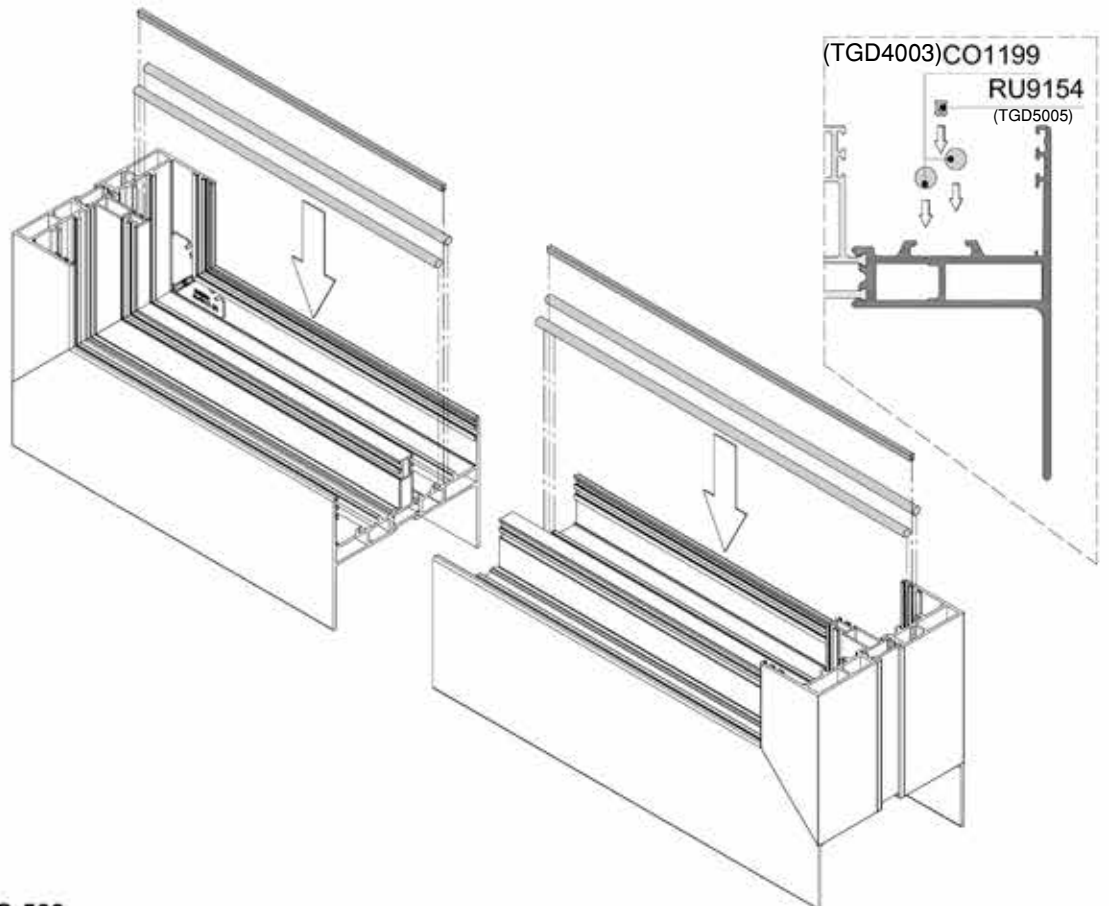
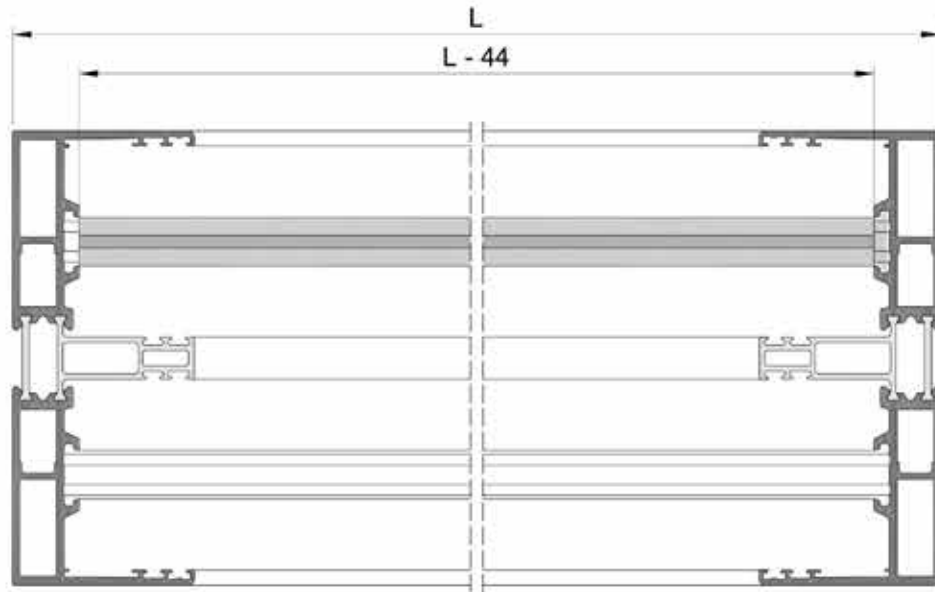
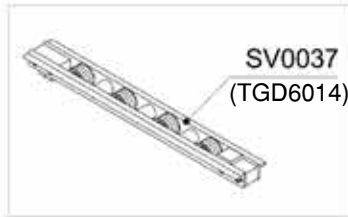
 **ART2-ASS-1401**

O corte dos roletes deverá ser mantido sem silicone.

# Hardware e desenhos de montagem

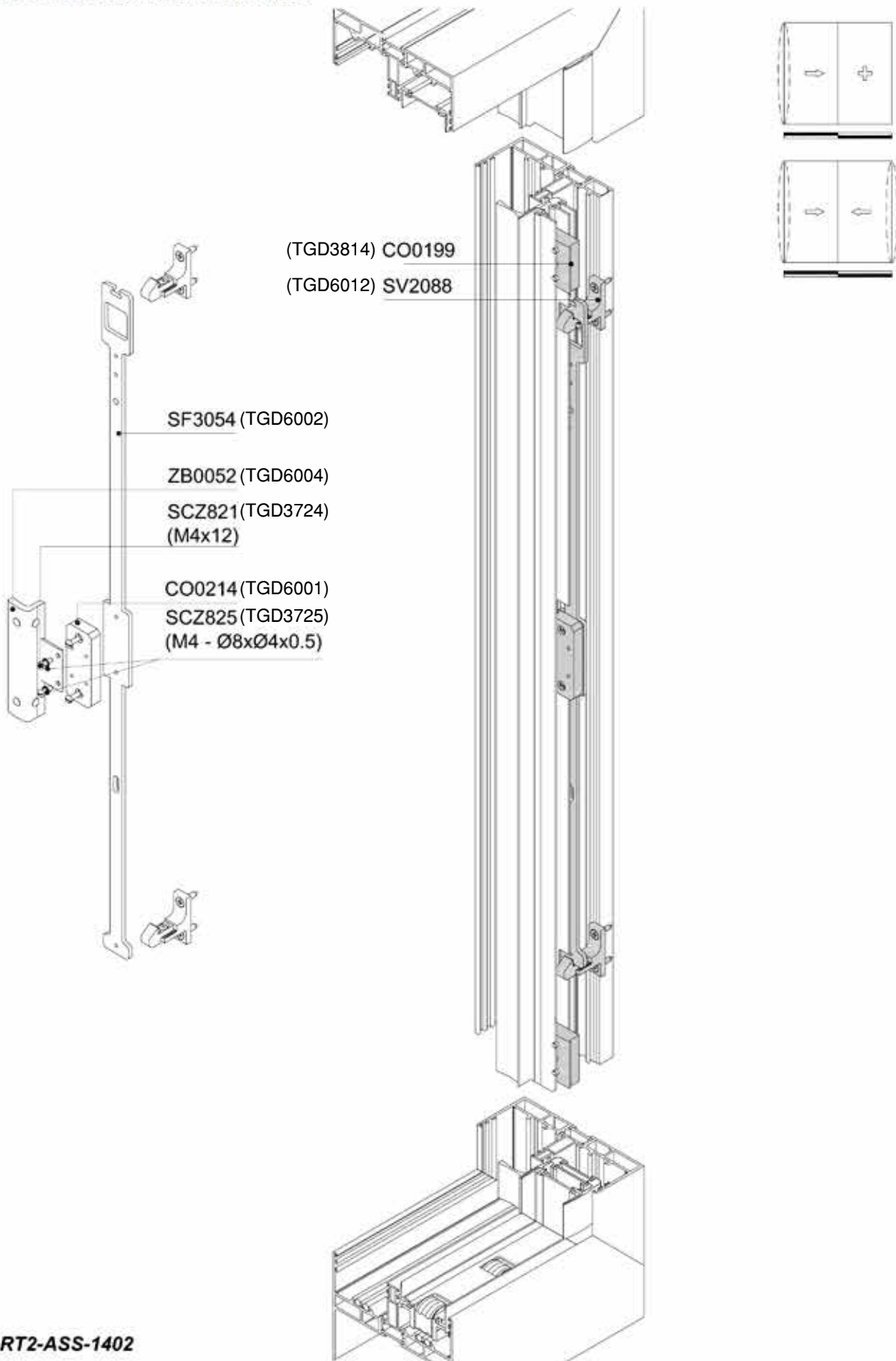
## Montagem de hardware

### MONTAGEM RAIL CO1199 (TGD4003)



**Hardware e desenhos de montagem**

Montagem de hardware

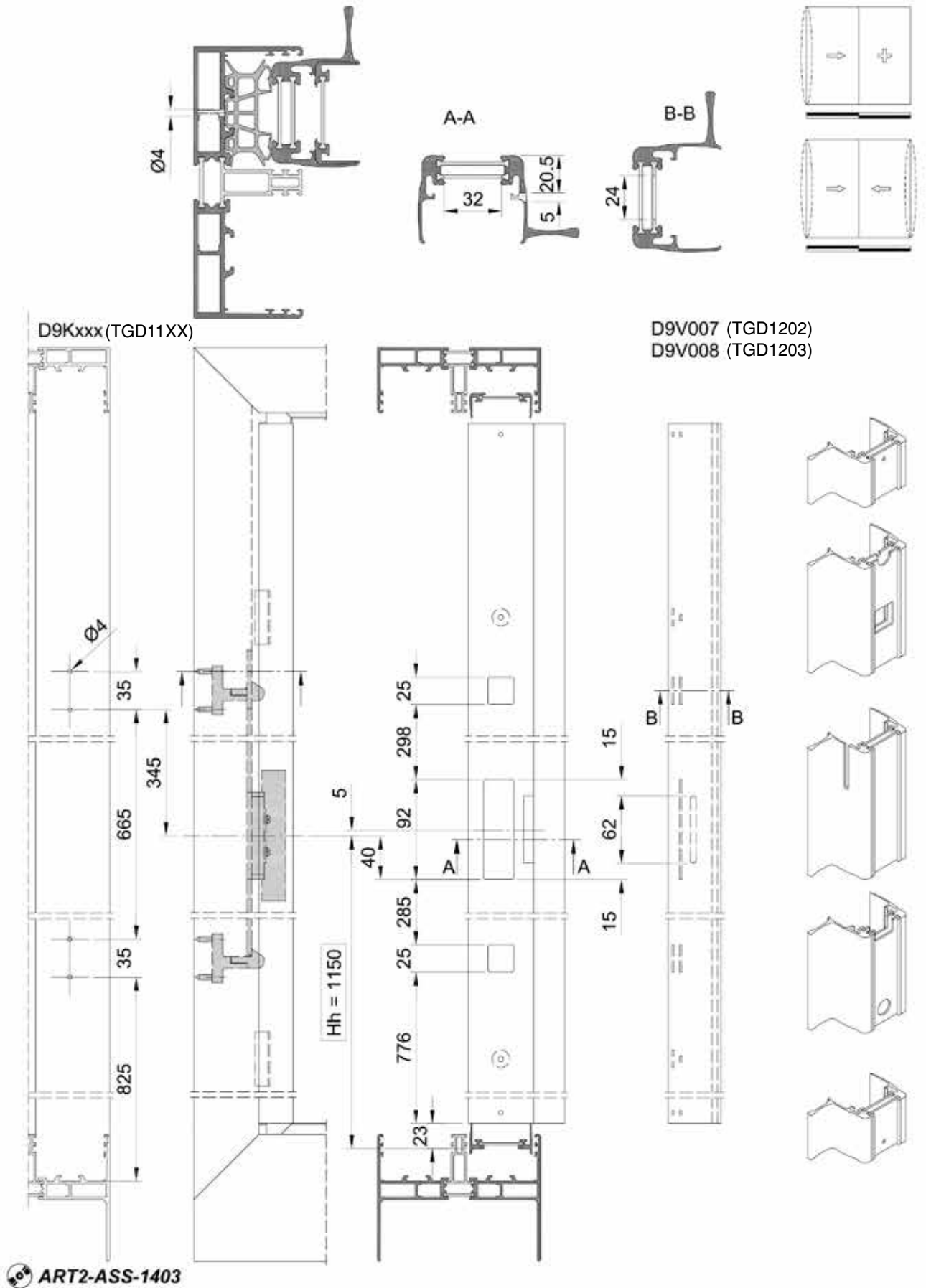
**MONTAGEM DO FECHO MULTIPONTO**



# Hardware e desenhos de montagem

## Montagem de hardware

### MONTAGEM DO FECHO MULTIPONTO



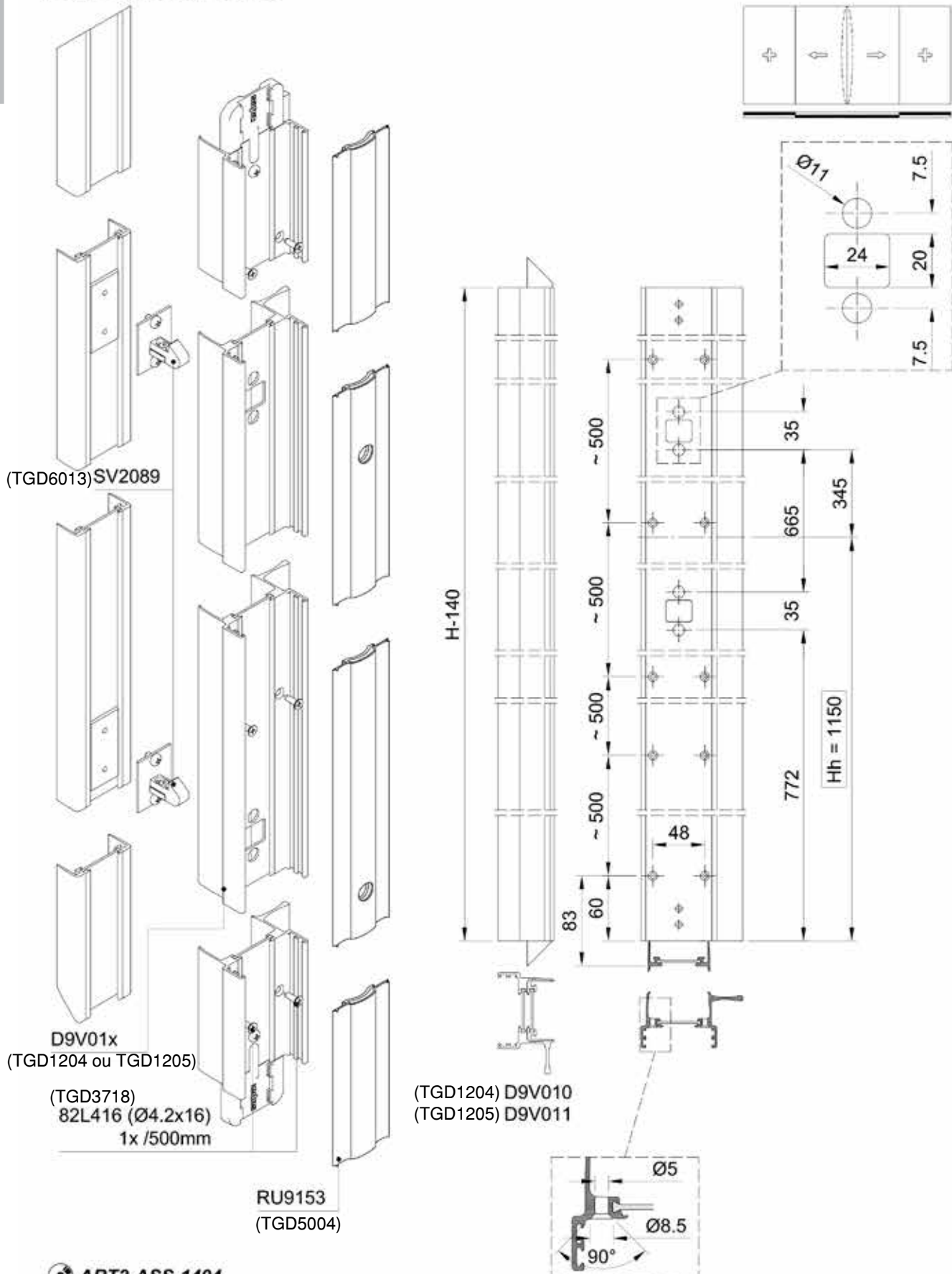
ART2-ASS-1403

# Hardware e desenhos de montagem

## Montagem de hardware

TECHNAL®

### FECHO 4 FOLHAS



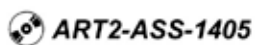
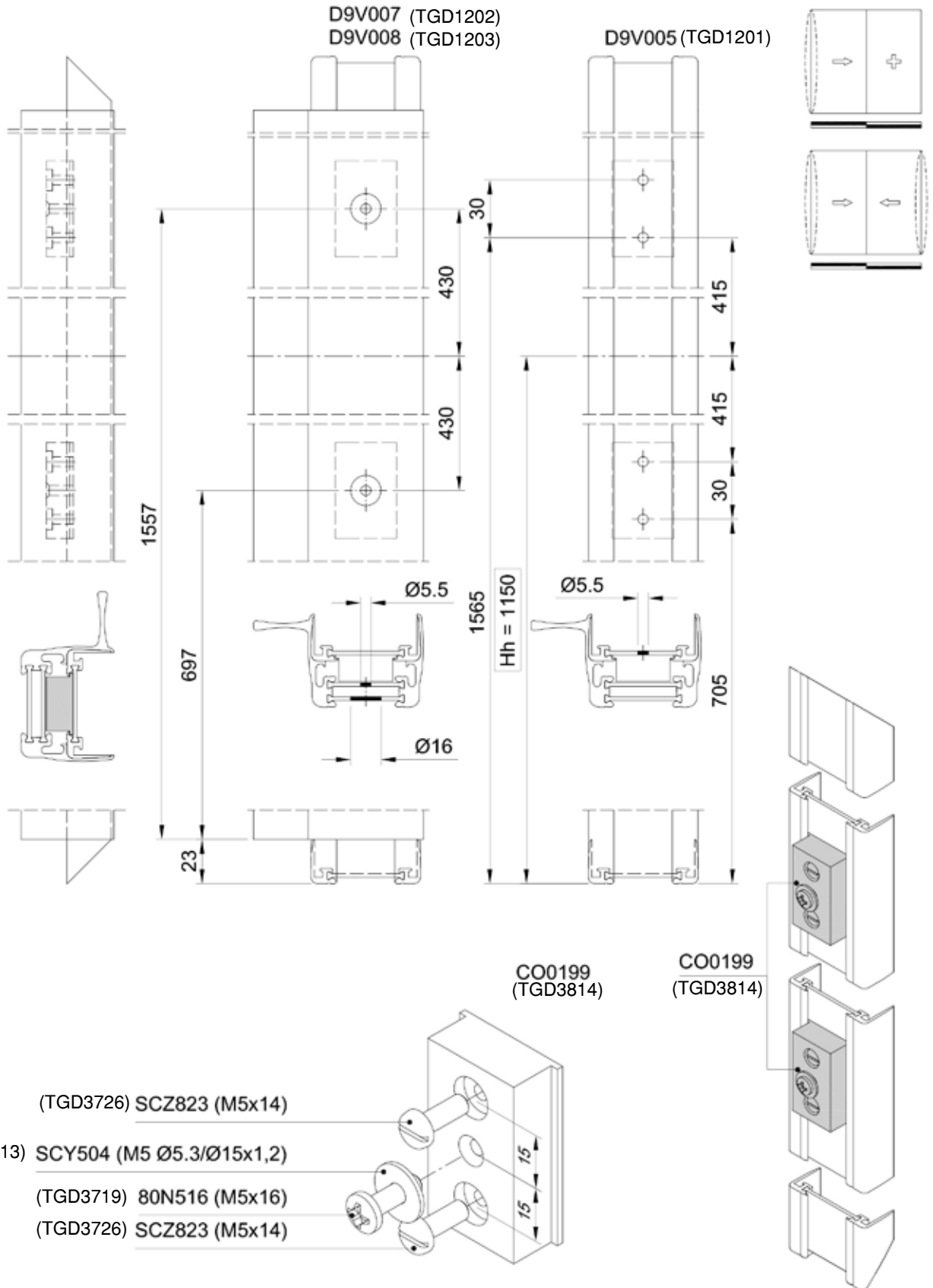
**ART2-ASS-1404**

Todas as operações baseiam-se no manipulador a 1150 mm.

# Hardware e desenhos de montagem

## Montagem de hardware

### OPERAÇÃO EM D9V0XX PARA CO0199 (TGD3814)(TGD12XX)

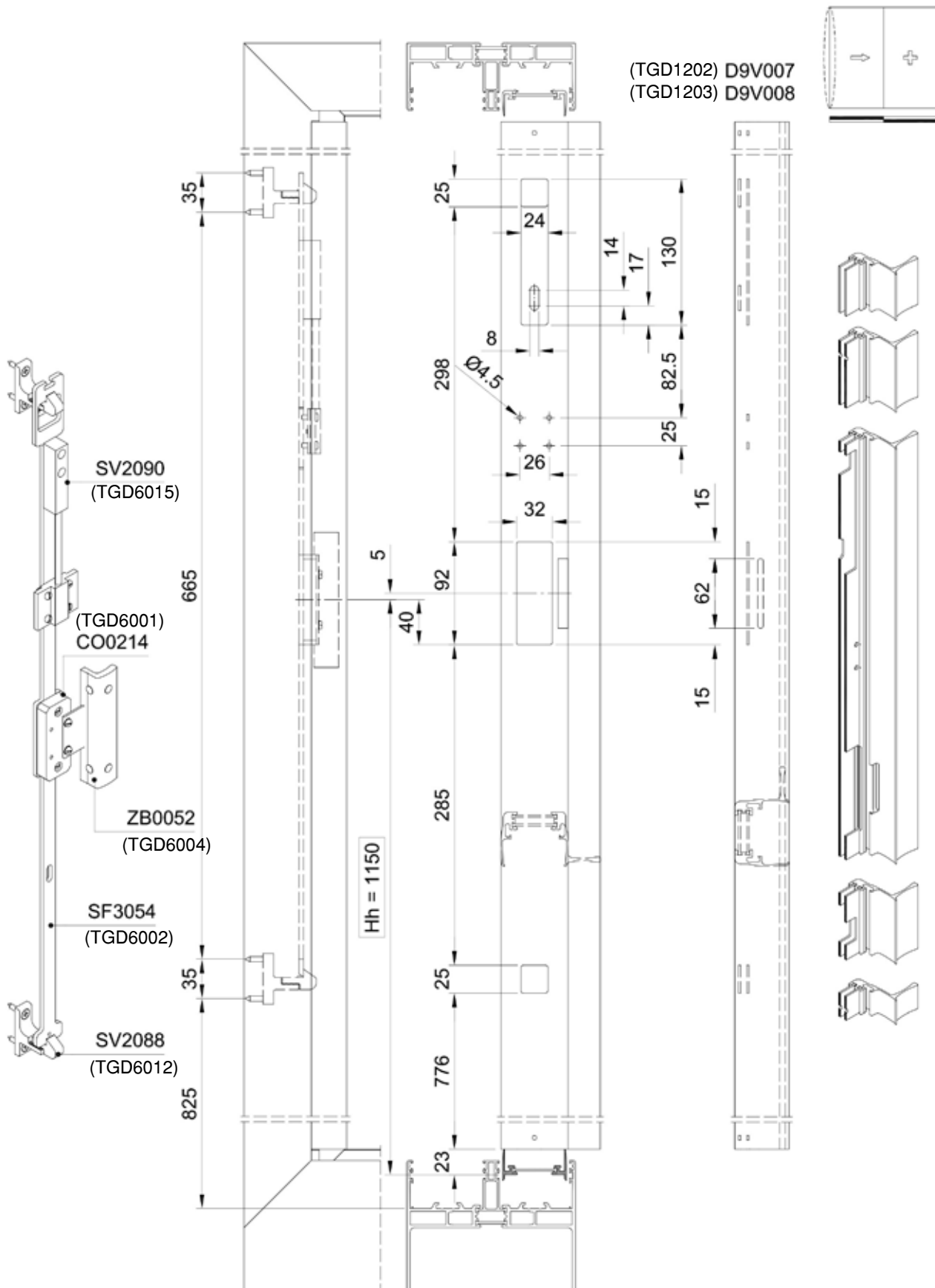



Todas as operações baseiam-se no manípulo a 1150 mm desde o fundo da folha.

# Hardware e desenhos de montagem

## Montagem de hardware

### SV2090 - MECANISMO DE FECHO DE SEGURANÇA (TGD6015)



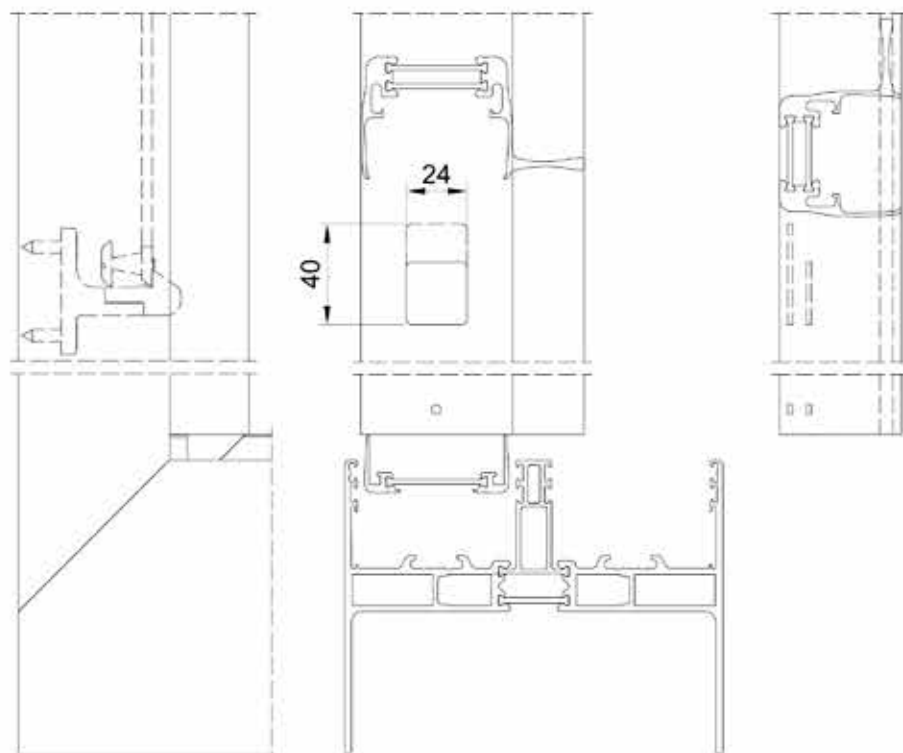
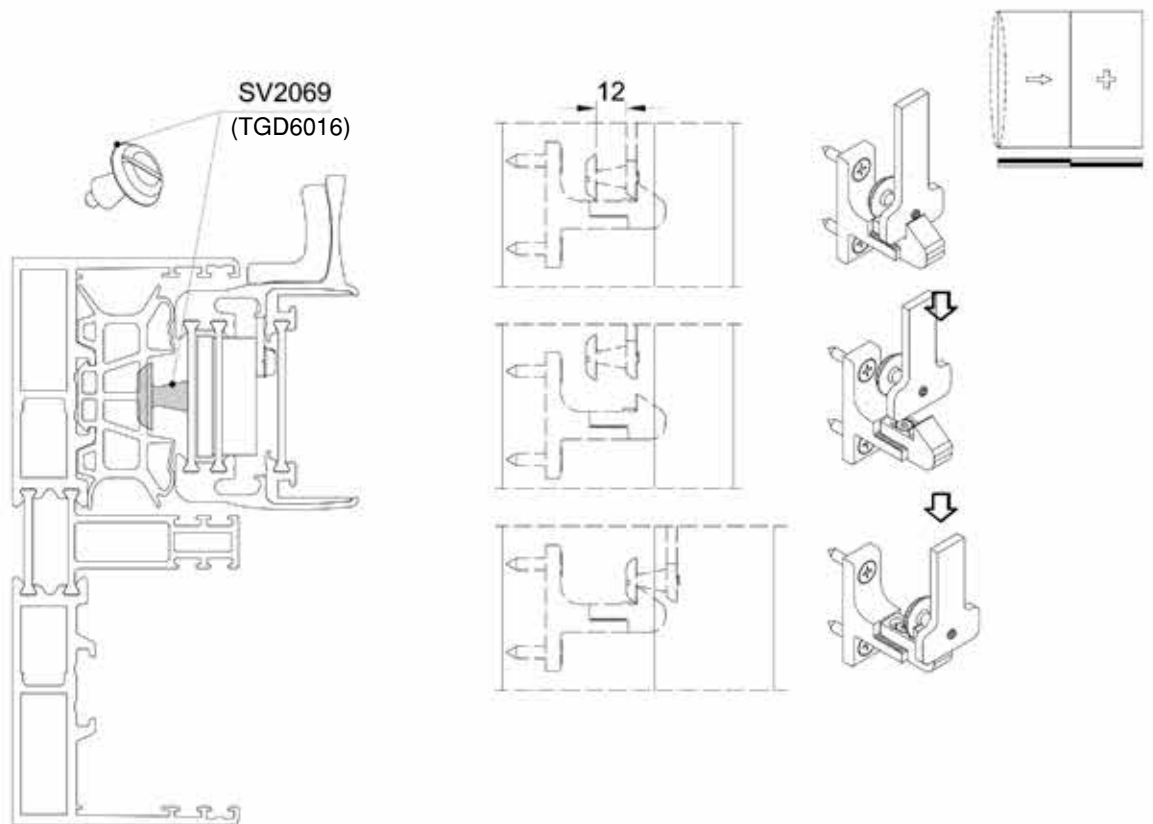
 ART2-ASS-1406

Todas as operações baseiam-se no manípulo a 1150 mm desde o fundo da folha.

# Hardware e desenhos de montagem

## Montagem de hardware

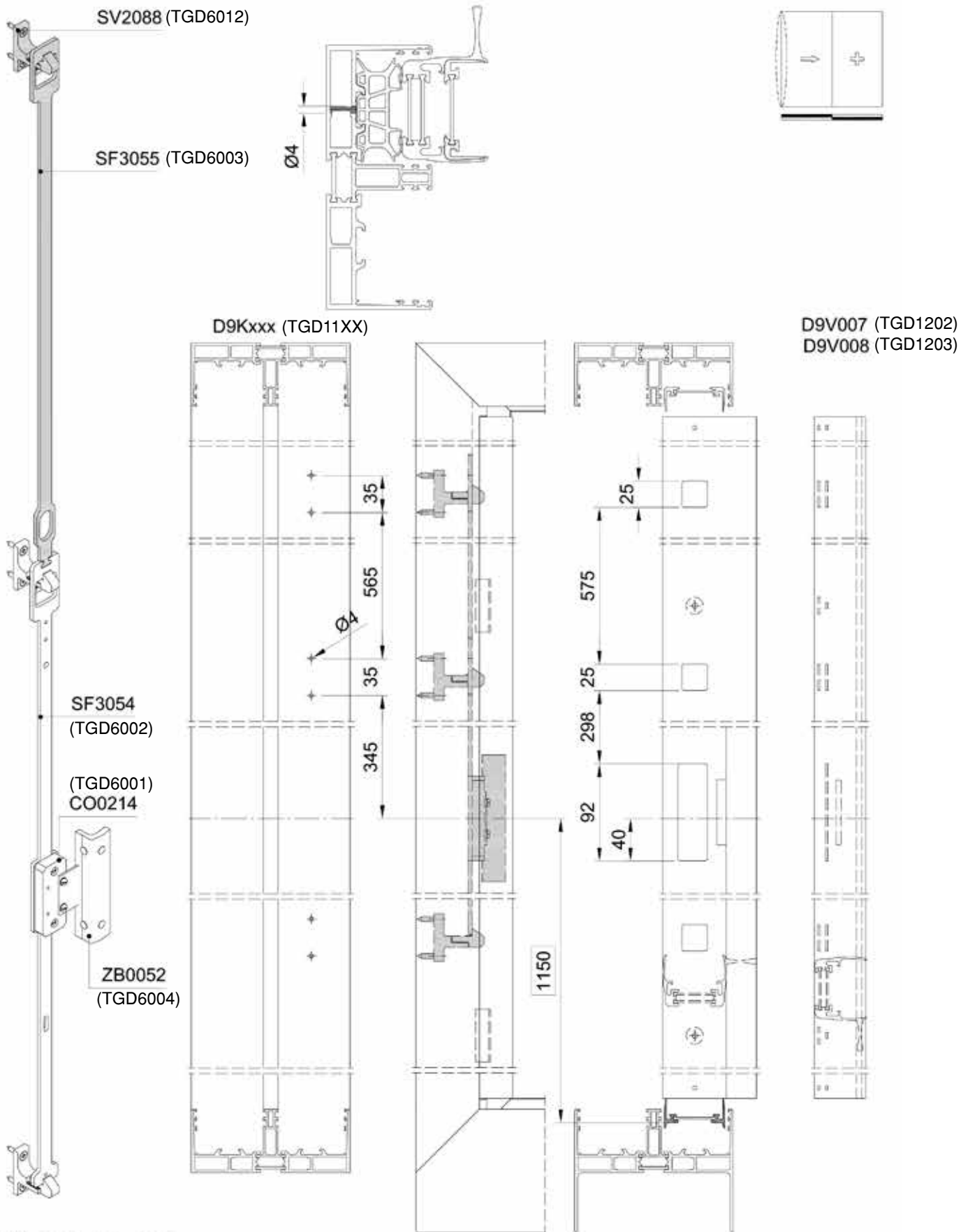
### SV2069 - OPÇÃO PARA ABERTURA DE VENTILAÇÃO (TGD6016)



# Hardware e desenhos de montagem

## Montagem de hardware

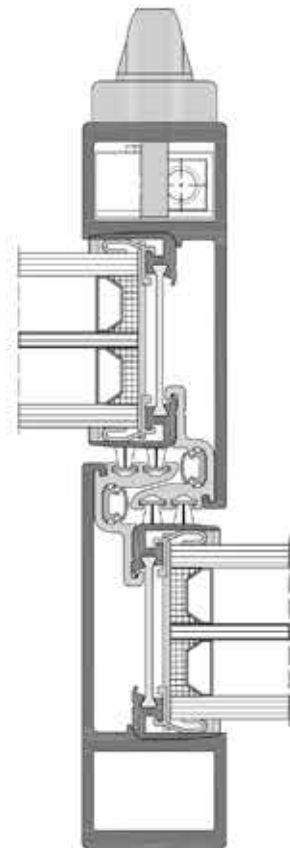
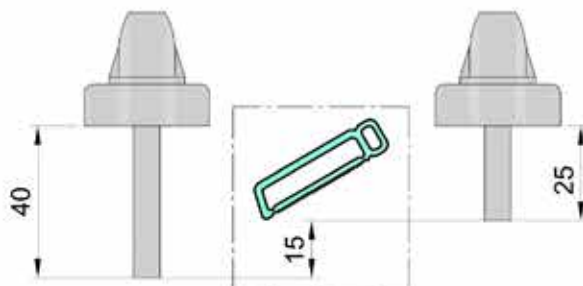
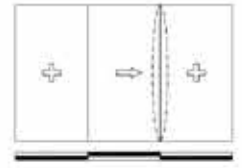
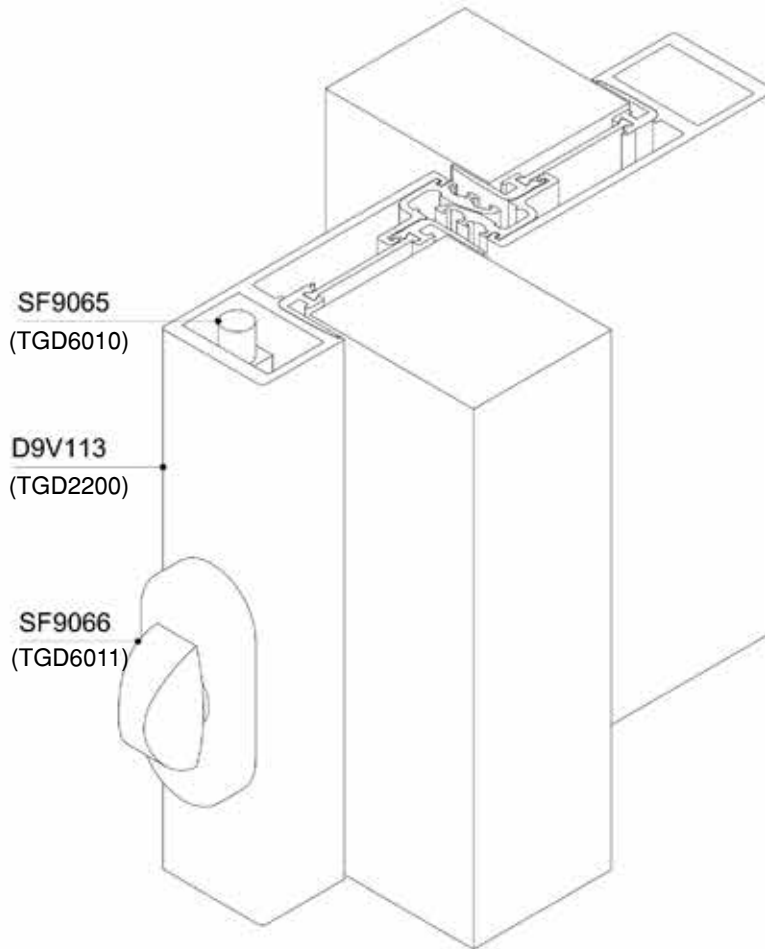
### PONTO DE FECHO ADICIONAL SF3055 PARA $A \geq 2700$ (TGD6003)



# Hardware e desenhos de montagem

## Montagem de hardware

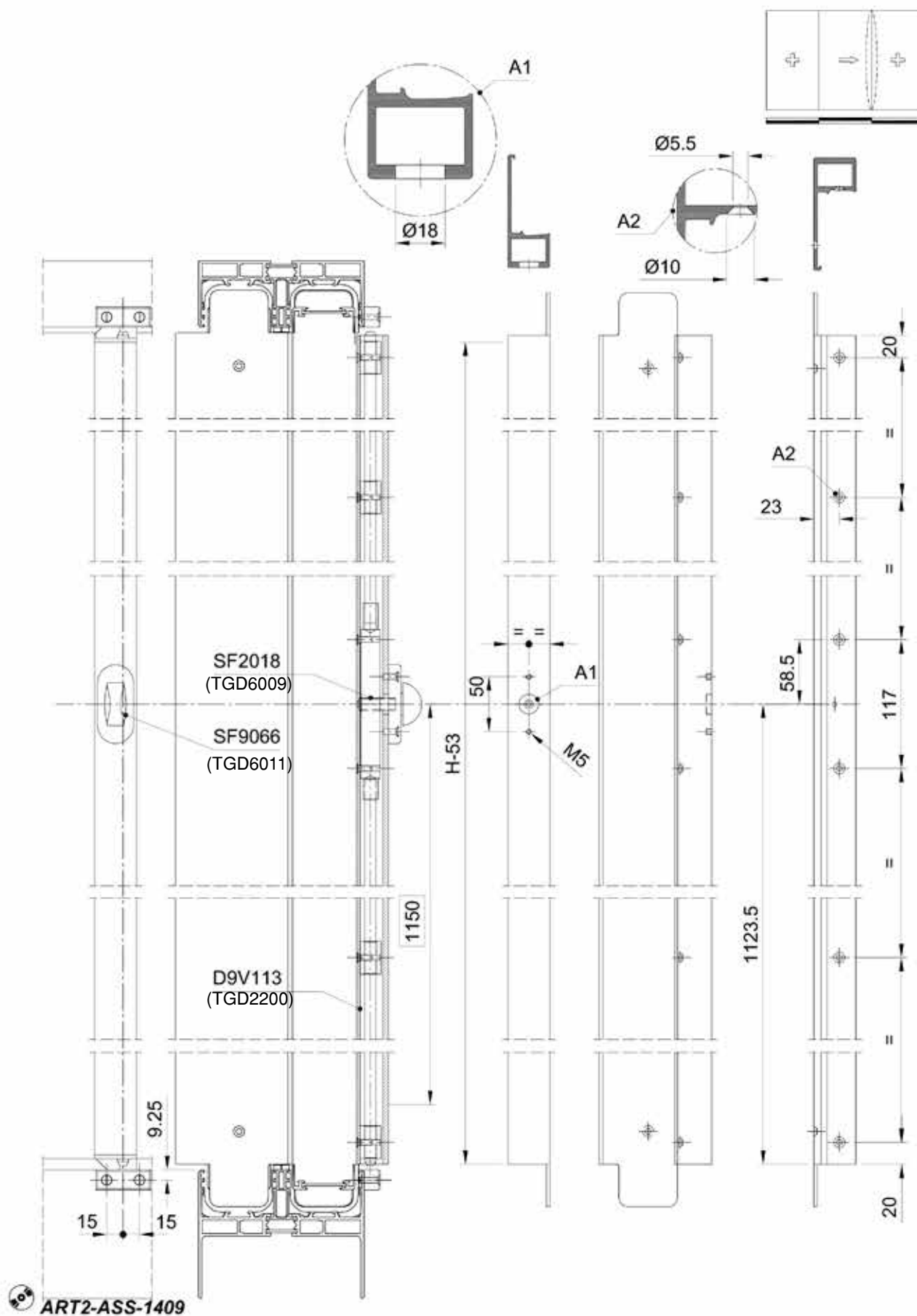
### FECHO DE TRANCAS VERTICAIS PARA PRUMADA CENTRAL REFORÇADA (TGD6009)



# Hardware e desenhos de montagem

## Montagem de hardware

SF2018: OPERAÇÕES EM D9V113 (TGD6009)(TGD2200)

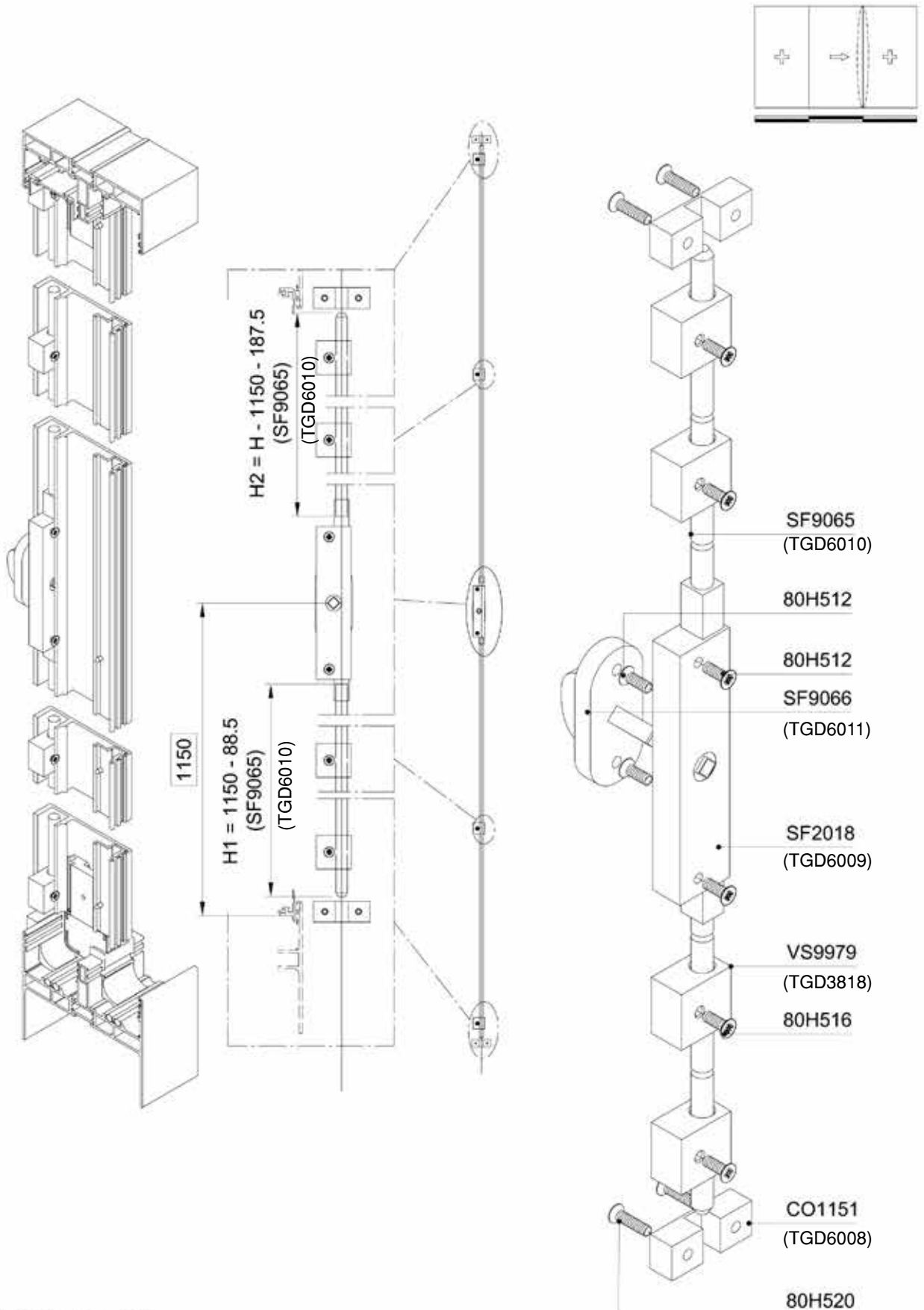




# Hardware e desenhos de montagem

## Montagem de hardware

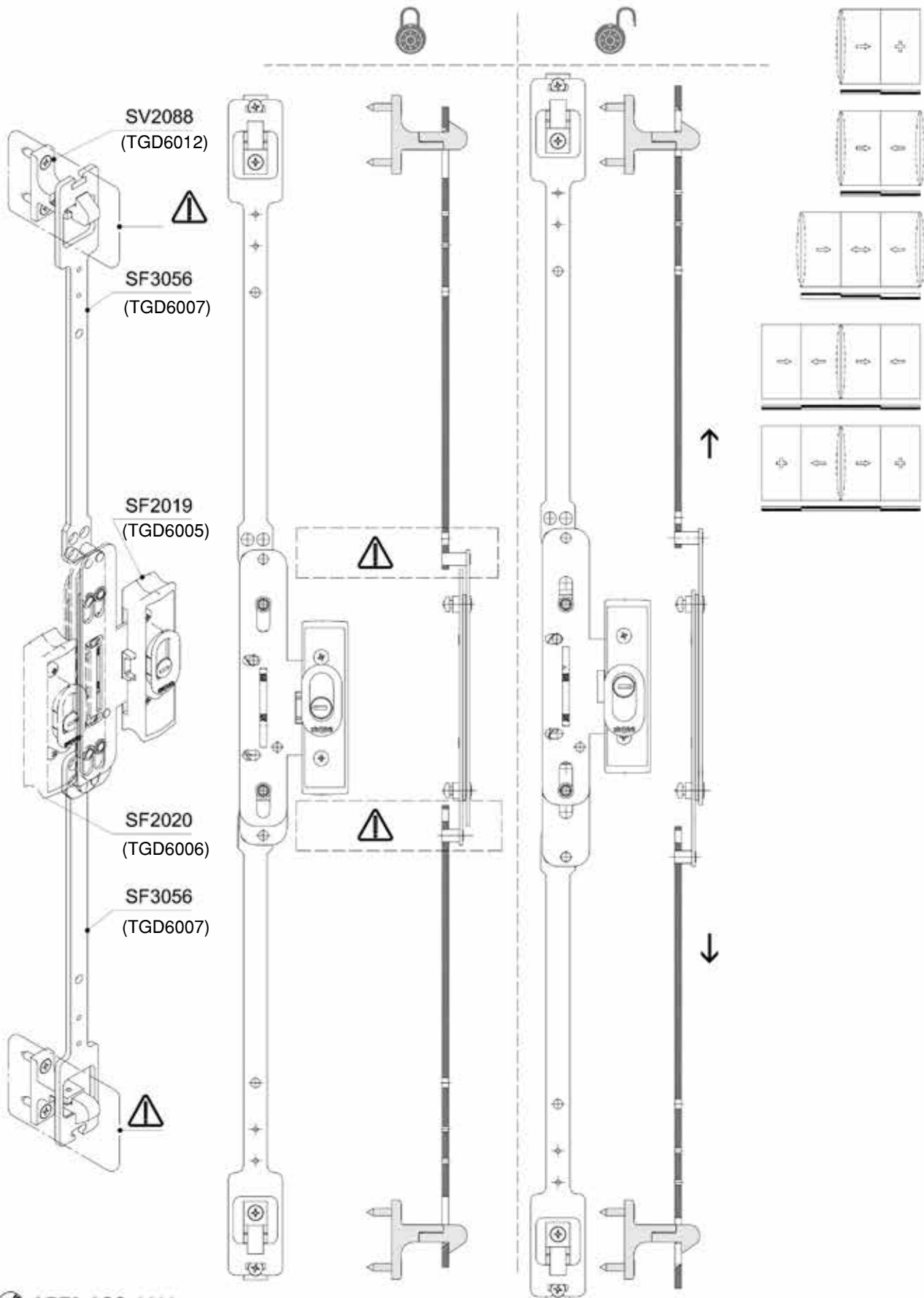
### SF2018: POSIÇÃO DE PONTOS DE FECHO NAS PEÇAS GUIA (TGD6009)




# Hardware e desenhos de montagem

## Montagem de hardware

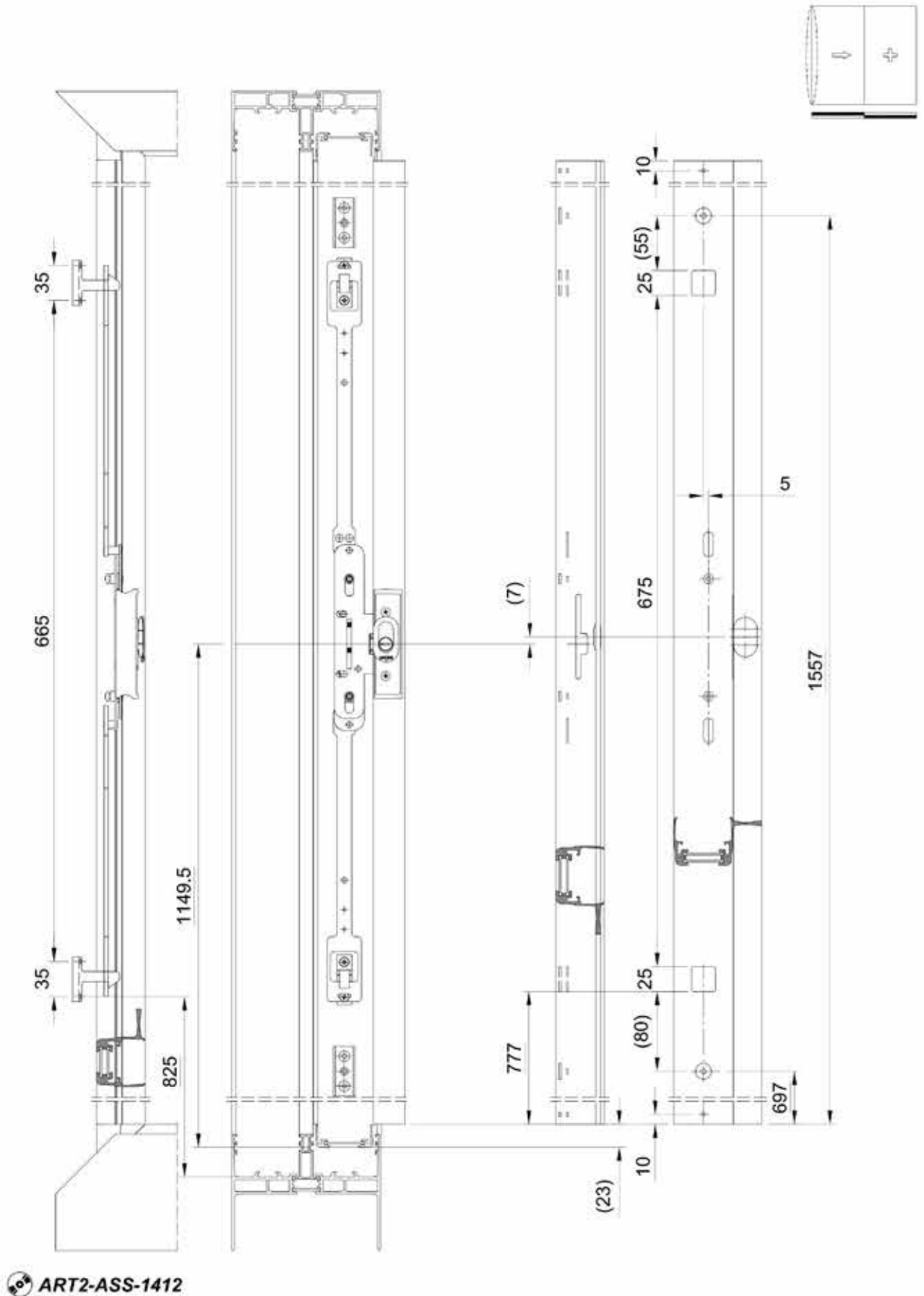
### MONTAGEM SF2019 / SF2020 (TGD6005 / TGD6006)



 ART2-ASS-1411

Montagem no sentido oposto entre si.

### PONTOS DE MONTAGEM DO FECHO

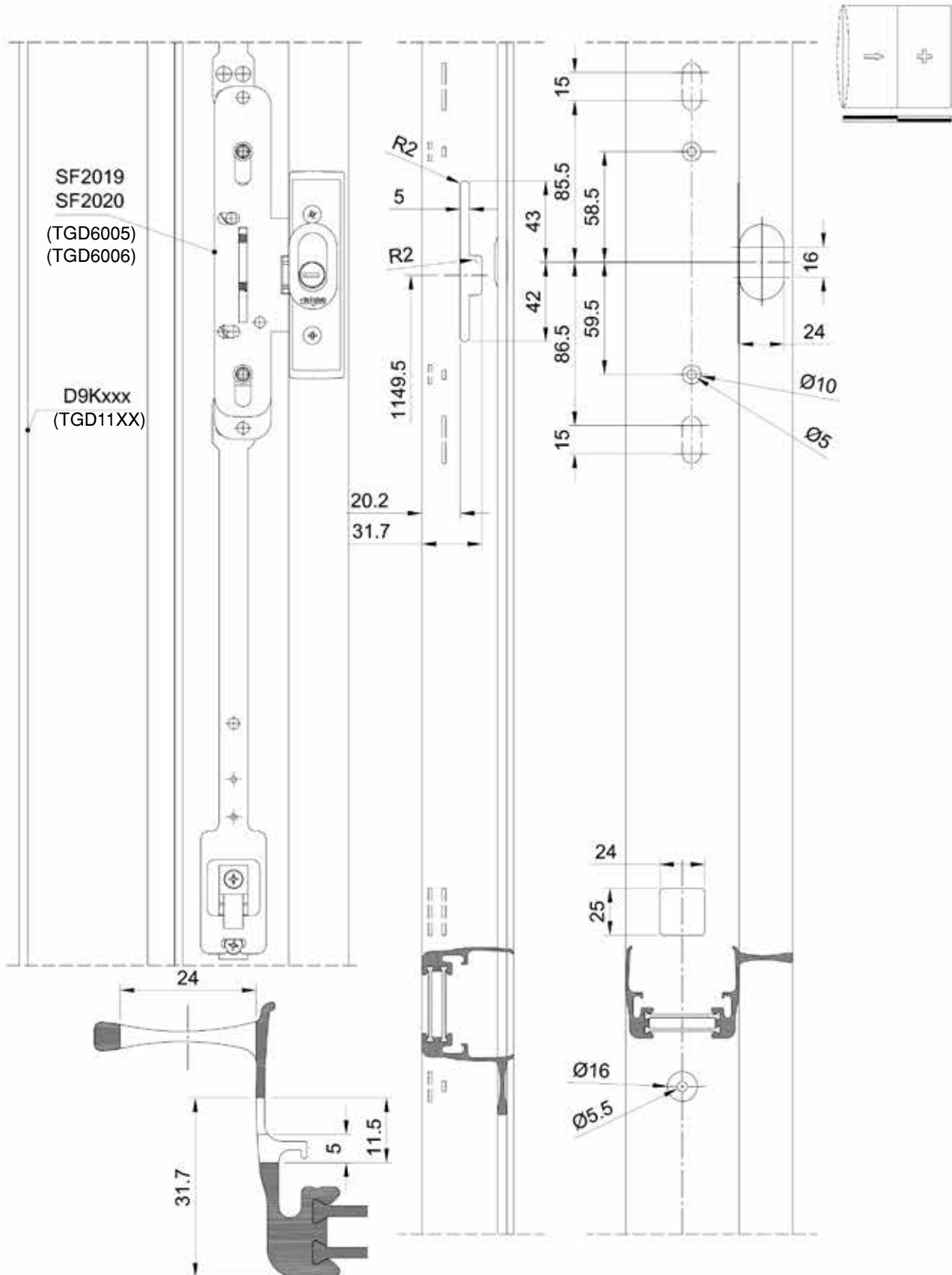


ART2-ASS-1412

# Hardware e desenhos de montagem

## Montagem de hardware

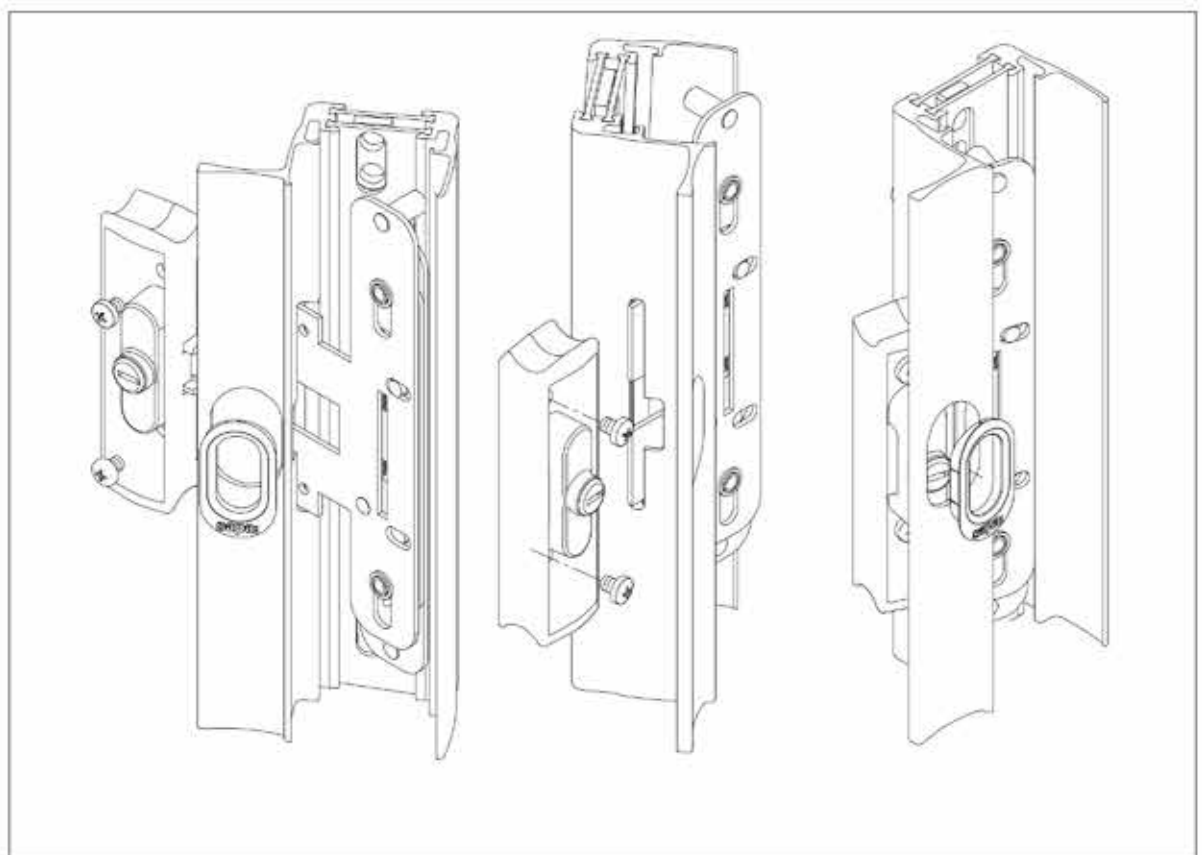
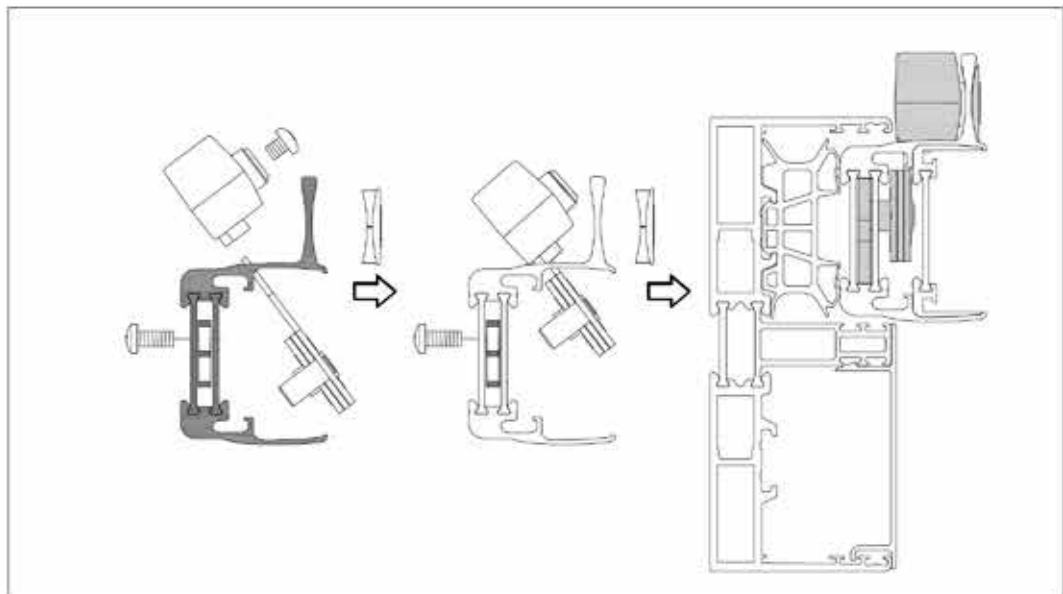
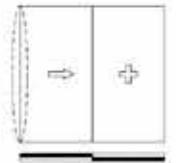
DETALHES DE SD2019 / SF2020 (TGD6005 / TGD6006)




# Hardware e desenhos de montagem

## Montagem de hardware

MONTAGEM SF2019 / SF2020 (TGD6005 / TGD6006)

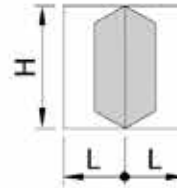
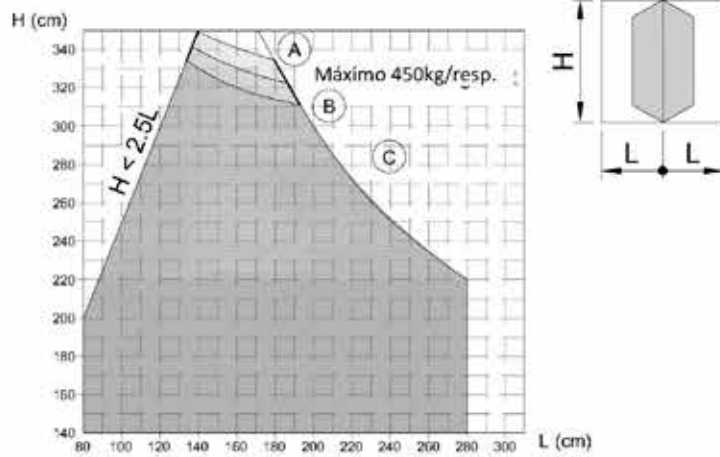


 **ART2-ASS-1414**

Montagem no sentido oposto entre si.

# ÁBACOS

### TAMANHO MÁXIMO DAS FOLHAS



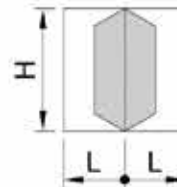
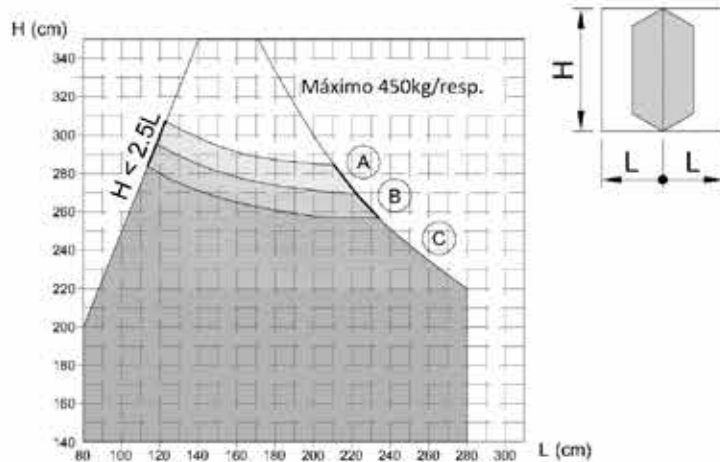
Carga de vento 400 Pa

Classe **A** 1/150

Classe **B** 1/200

Classe **C** 1/300

De acordo com a norma EN 1



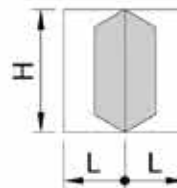
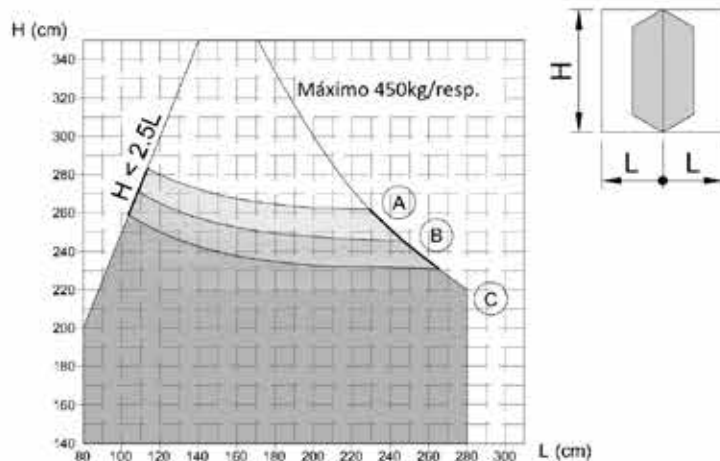
Carga de vento 800 Pa

Classe **A** 1/150

Classe **B** 1/200

Classe **C** 1/300

De acordo com a norma EN 1



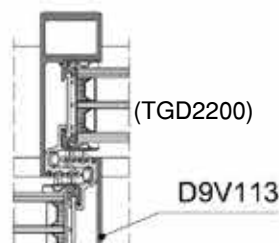
Carga de vento 1200 Pa

Classe **A** 1/150

Classe **B** 1/200

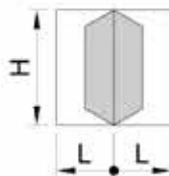
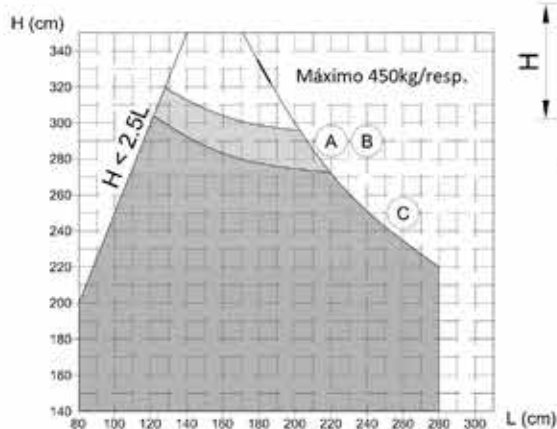
Classe **C** 1/300

De acordo com a norma EN 1



## Estabilidade de D9V119 (TGD2202) - Fixo - Móvel - Fixo

## TAMANHO MÁXIMO DAS FOLHAS



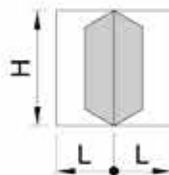
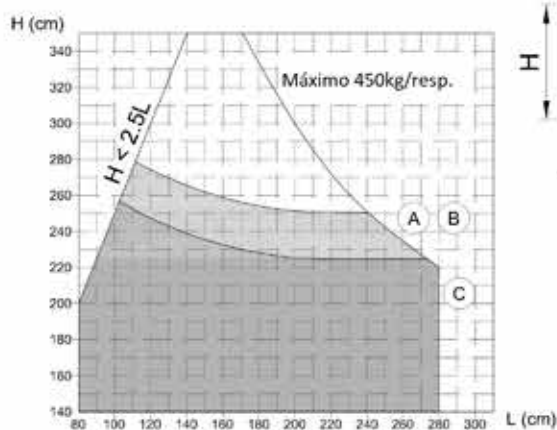
Carga de vento 400 Pa

Classe A 1/150

Classe B 1/200

Classe C 1/300

De acordo com a norma EN 12210



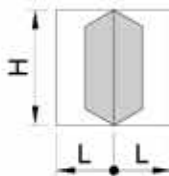
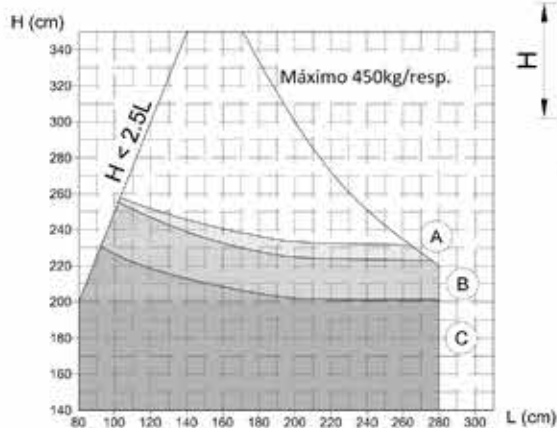
Carga de vento 800 Pa

Classe A 1/150

Classe B 1/200

Classe C 1/300

De acordo com a norma EN 12210




Carga de vento 1200 Pa

Classe A 1/150

Classe B 1/200

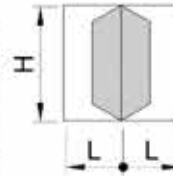
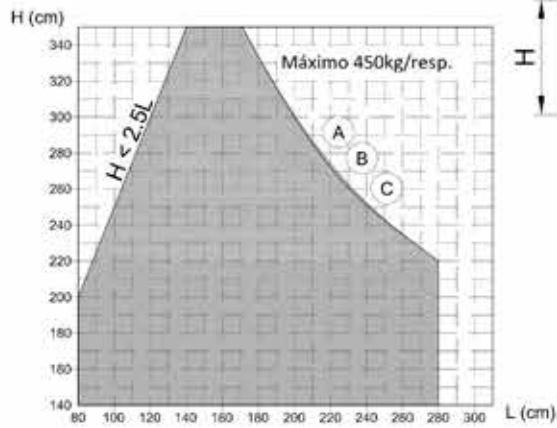
Classe C 1/300

De acordo com a norma EN 12210

D9V119  
(TGD2202)



### TAMANHO MÁXIMO DAS FOLHAS



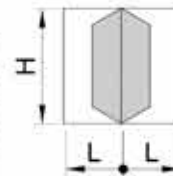
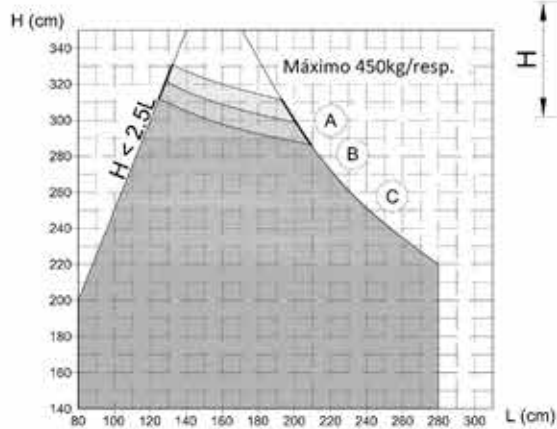
Carga de vento 400 Pa

Classe **A** 1/150

Classe **B** 1/200

Classe **C** 1/300

De acordo com a norma EN 12210



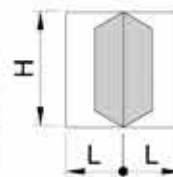
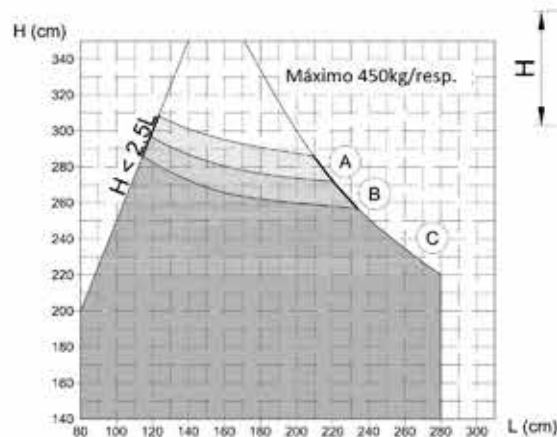
Carga de vento 800 Pa

Classe **A** 1/150

Classe **B** 1/200

Classe **C** 1/300

De acordo com a norma EN 12210



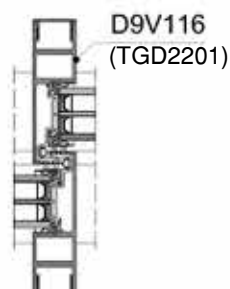
Carga de vento 1200 Pa

Classe **A** 1/150

Classe **B** 1/200

Classe **C** 1/300

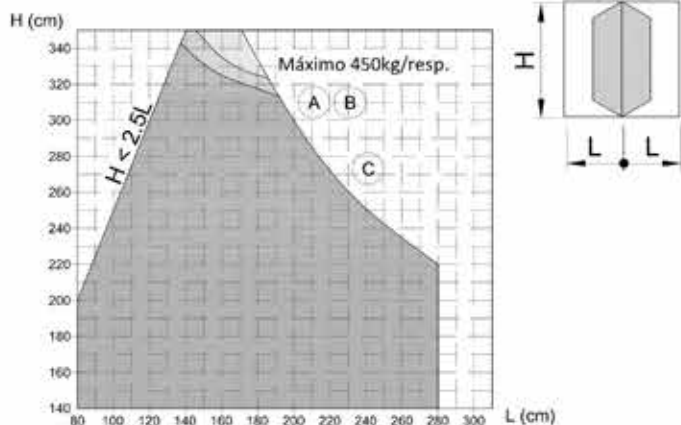
De acordo com a norma EN 12210



D9V116  
(TGD2201)

## Estabilidade de D9V120 (TGD2203) - Fixo - Móvel - Fixo

## TAMANHO MÁXIMO DAS FOLHAS



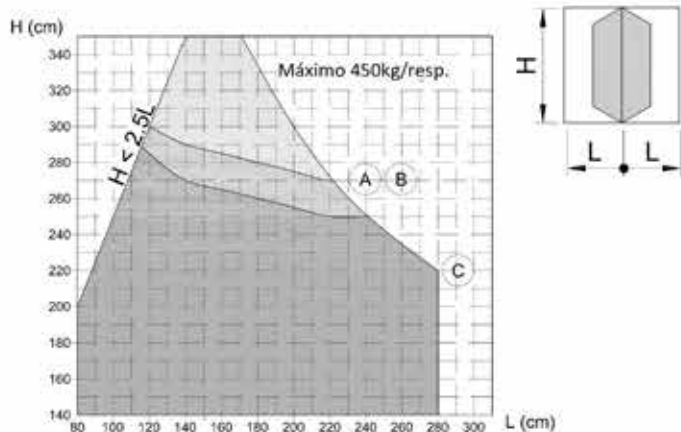
Carga de vento 400 Pa

Classe A 1/150

Classe B 1/200

Classe C 1/300

De acordo com a norma EN 12210



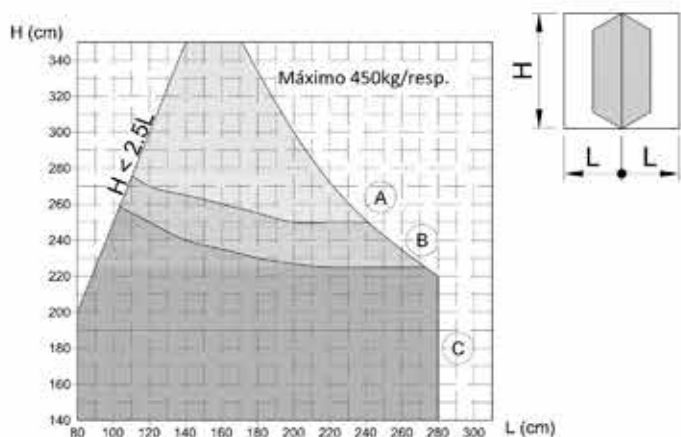
Carga de vento 800 Pa

Classe A 1/150

Classe B 1/200

Classe C 1/300

De acordo com a norma EN 12210



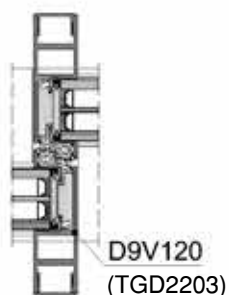
Carga de vento 1200 Pa

Classe A 1/150

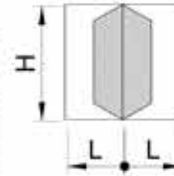
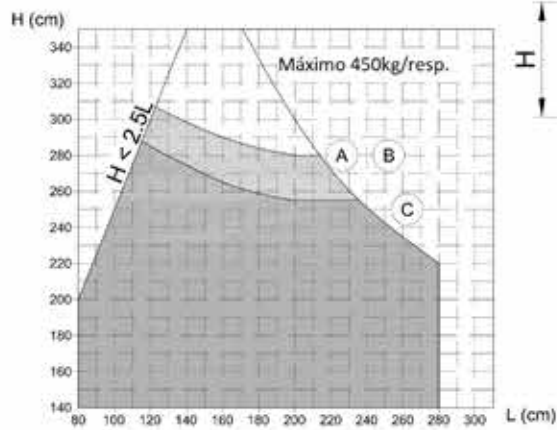
Classe B 1/200

Classe C 1/300

De acordo com a norma EN 12210

D9V120  
(TGD2203)

### TAMANHO MÁXIMO DAS FOLHAS



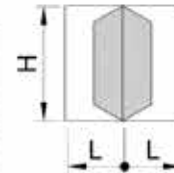

Carga de vento 400 Pa

Classe **A** 1/150

Classe **B** 1/200

Classe **C** 1/300

De acordo com a norma EN 12210



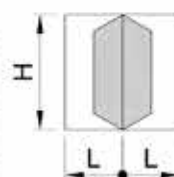
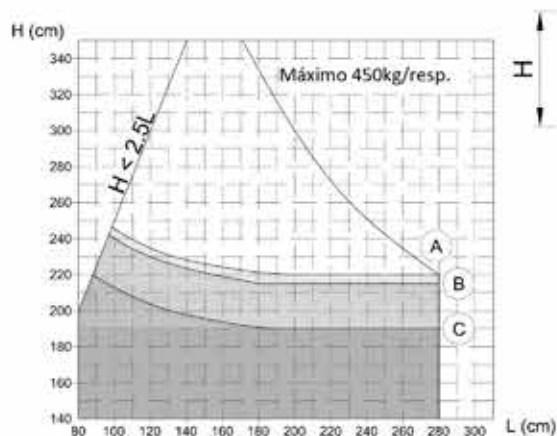
Carga de vento 800 Pa

Classe **A** 1/150

Classe **B** 1/200

Classe **C** 1/300

De acordo com a norma EN 12210



Carga de vento 1200 Pa

Classe **A** 1/150

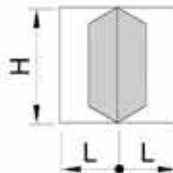
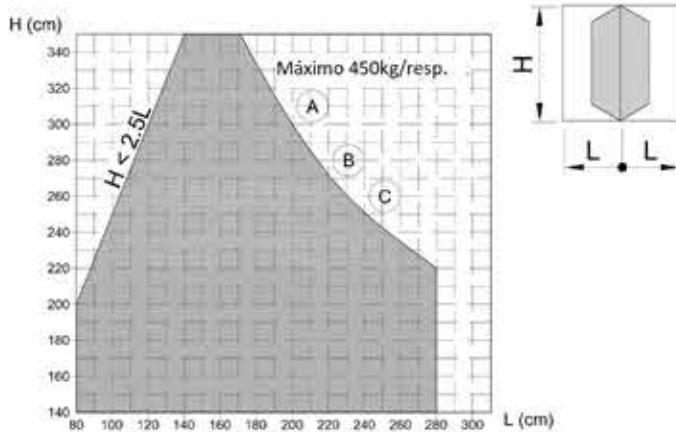
Classe **B** 1/200

Classe **C** 1/300

De acordo com a norma EN 12210

D9V117  
(TGD2206)

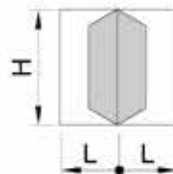
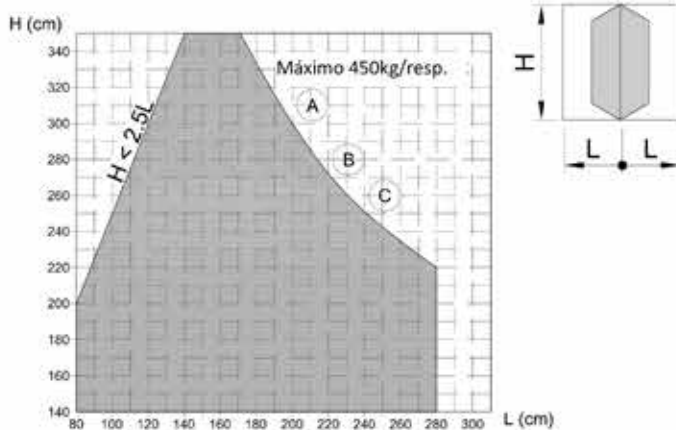


**TAMANHO MÁXIMO DAS FOLHAS**

Carga de vento 400 Pa

Classe **A** 1/150Classe **B** 1/200Classe **C** 1/300

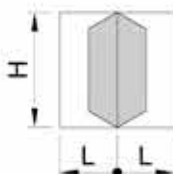
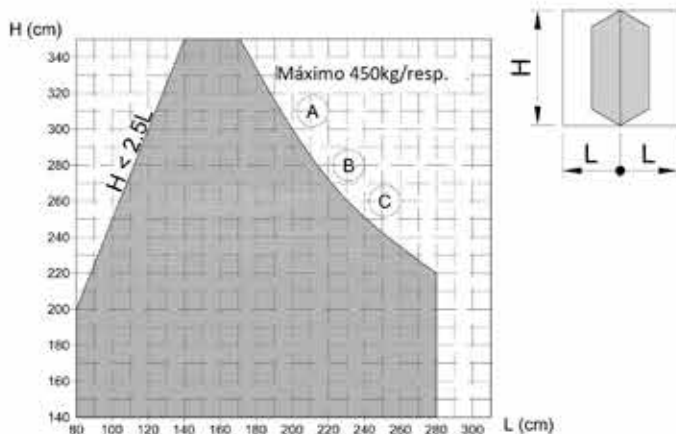
De acordo com a norma EN 12210



Carga de vento 800 Pa

Classe **A** 1/150Classe **B** 1/200Classe **C** 1/300

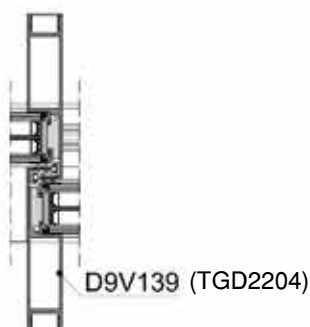
De acordo com a norma EN 12210



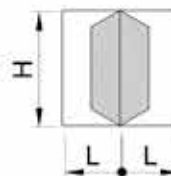
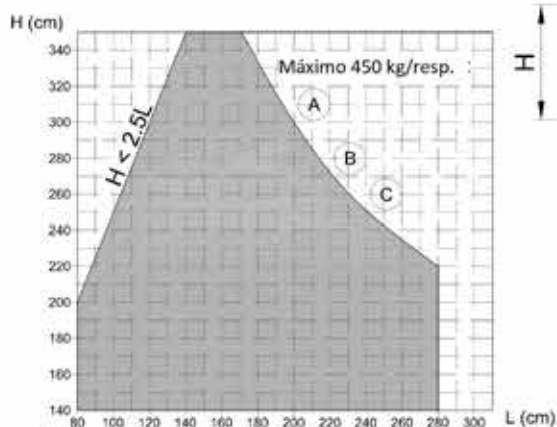
Carga de vento 1200 Pa

Classe **A** 1/150Classe **B** 1/200Classe **C** 1/300

De acordo com a norma EN 12210



### TAMANHO MÁXIMO DAS FOLHAS



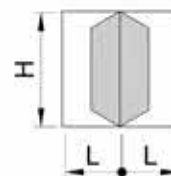
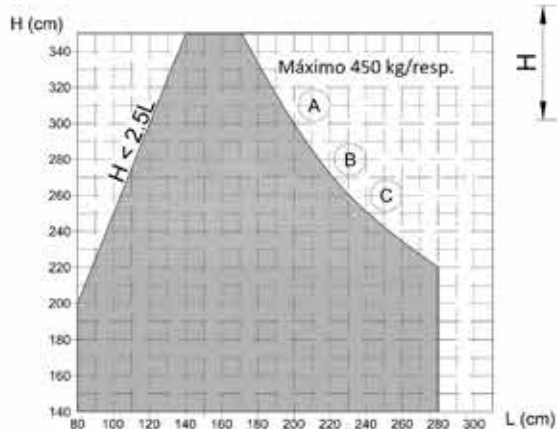
Carga de vento 400 Pa

Classe A 1/150

Classe B 1/200

Classe C 1/300

De acordo com a norma EN 12210



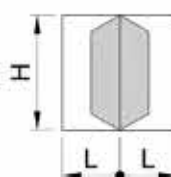
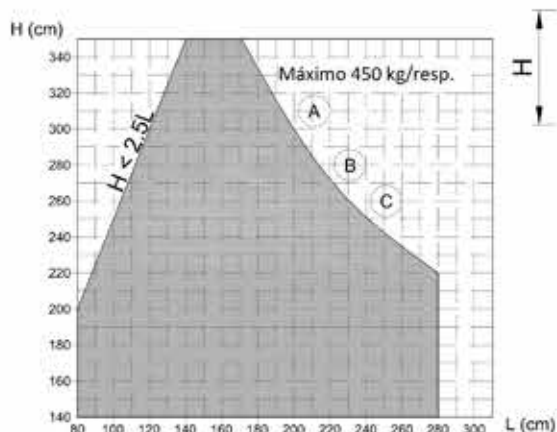
Carga de vento 800 Pa

Classe A 1/150

Classe B 1/200

Classe C 1/300

De acordo com a norma EN 12210



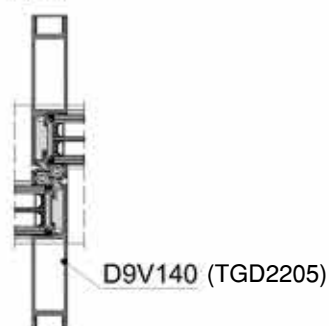
Carga de vento 1200 Pa

Classe A 1/150

Classe B 1/200

Classe C 1/300

De acordo com a norma EN 12210







© - Data: 2º trimestre de 2017 - Documento número 0364.002  
Todos os direitos de reprodução, tradução e adaptação são reservados em todos os países.